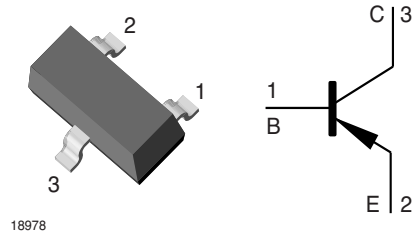


Small Signal Transistor (PNP)

Features

- PNP Silicon Epitaxial Planar Transistors for switching and AF amplifier applications.
- Suited for low level, low noise, low frequency applications in hybrid circuits.
- Low current, low voltage.
- As complementary types, BCX70 Series NPN transistors are recommended.



Mechanical Data

Case: SOT-23 Plastic case

Weight: approx. 8.8 mg

Marking:

BCX71G = BG
 BCX71H = BH
 BCX71J = BJ
 BCX71K = BK

Packaging Codes/Options:

GS18 / 10 k per 13" reel (8 mm tape), 10 k/box
 GS08 / 3 k per 7" reel (8 mm tape), 15 k/box

Pinning:

1 = Base, 2 = Emitter, 3 = Collector

Absolute Maximum Ratings

$T_{amb} = 25\text{ }^{\circ}\text{C}$, unless otherwise specified

Parameter	Test condition	Symbol	Value	Unit
Collector - base voltage		$-V_{CBO}$	45	V
Collector - emitter voltage		$-V_{CEO}$	45	V
Emitter - base voltage		$-V_{EBO}$	5.0	V
Collector current		$-I_C$	200	mA
Peak base current		$-I_B$	50	mA
Power dissipation		P_{tot}	250	mW

Maximum Thermal Resistance

Parameter	Test condition	Symbol	Value	Unit
Thermal resistance junction to ambient air		$R_{\theta JA}$	500 ¹⁾	$^{\circ}\text{C}/\text{W}$
Junction temperature		T_j	150	$^{\circ}\text{C}$
Storage temperature range		T_S	- 65 to + 150	$^{\circ}\text{C}$

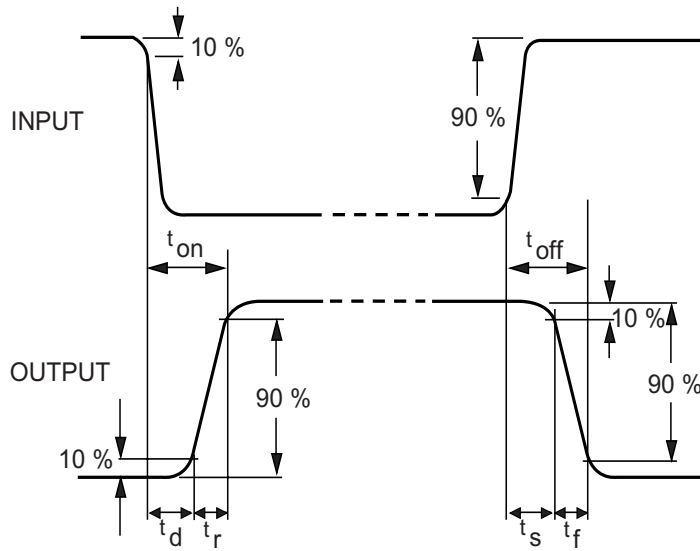
¹⁾ Mounted on FR-4 printed-circuit board.

Electrical DC Characteristics

Parameter	Test condition	Part	Symbol	Min	Typ	Max	Unit	
DC current gain	$-V_{CE} = 5\text{ V}, -I_C = 10\ \mu\text{A}$	BCX71G	h_{FE}					
		BCX71H	h_{FE}	30				
		BCX71J	h_{FE}	40				
		BCX71K	h_{FE}	100				
	$-V_{CE} = 5\text{ V}, -I_C = 2\text{ mA}$	BCX71G	h_{FE}		120		220	
		BCX71H	h_{FE}		180		310	
		BCX71J	h_{FE}		250		460	
		BCX71K	h_{FE}		380		630	
	$-V_{CE} = 1\text{ V}, -I_C = 50\text{ mA}$	BCX71G	h_{FE}		60			
		BCX71H	h_{FE}		80			
		BCX71J	h_{FE}		100			
		BCX71K	h_{FE}		110			
Collector - emitter saturation voltage	$-I_C = 10\text{ mA}, -I_B = 0.25\text{ mA}$		$-V_{CEsat}$	60		250	mV	
	$-I_C = 50\text{ mA}, -I_B = 1.25\text{ mA}$		$-V_{CEsat}$	120		550	mV	
Base - emitter saturation voltage	$-I_C = 10\text{ mA}, -I_B = 0.25\text{ mA}$		$-V_{BEsat}$	600		850	mV	
	$-I_C = 50\text{ mA}, -I_B = 1.25\text{ mA}$		$-V_{BEsat}$	680		1050	mV	
Base - emitter voltage	$-V_{CE} = 5\text{ V}, -I_C = 2\text{ mA}$		$-V_{BE}$	600	650	750	mV	
	$-V_{CE} = 5\text{ V}, -I_C = 10\ \mu\text{A}$		$-V_{BE}$		520		mV	
	$-V_{CE} = 5\text{ V}, -I_C = 50\text{ mA}$		$-V_{BE}$		780		mV	
Collector cut - off current	$-V_{CB} = 45\text{ V}, V_{EB} = 0\text{ V}$		$-I_{CBO}$			20	nA	
	$-V_{CB} = 45\text{ V}, V_{EB} = 0\text{ V}, T_A = 150\text{ }^\circ\text{C}$		$-I_{CBO}$			20	μA	
Emitter cut - off current	$-V_{EB} = 4\text{ V}, I_C = 0$		$-I_{EBO}$			20	nA	

Electrical AC Characteristics

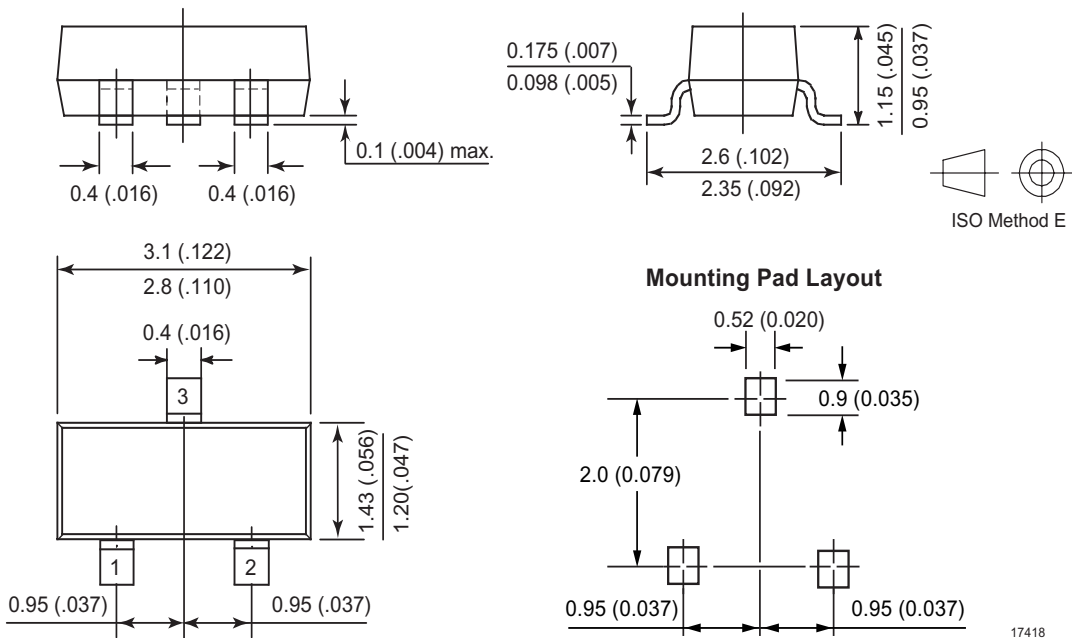
Parameter	Test condition	Part	Symbol	Min	Typ	Max	Unit
Gain - bandwidth product	$-V_{CE} = 5\text{ V}, -I_C = 10\text{ mA}, f = 100\text{ MHz}$		f_T	100			MHz
Collector - base capacitance	$-V_{CB} = 10\text{ V}, f = 1\text{ MHz}, I_E = 0$		C_{CBO}		4.5		pF
Emitter - base capacitance	$-V_{CB} = 0.5\text{ V}, f = 1\text{ MHz}, I_E = 0$		C_{EBO}		11		pF
Noise figure	$-V_{CE} = 5\text{ V}, -I_C = 200\ \mu\text{A}, R_S = 2\text{ k}\Omega, f = 100\text{ kHz}, B = 200\text{ Hz}$		F		2	6	dB
Small signal current gain	$-V_{CE} = 5\text{ V}, -I_C = 2\text{ mA}, f = 1\text{ kHz}$	BCX71G	h_{fe}		200		
		BCX71H	h_{fe}		260		
		BCX71J	h_{fe}		330		
		BCX71K	h_{fe}		520		
Turn - on time at $R_L = 99\ \Omega$ (see fig.1)	$-V_{Cc} = 10\text{ V}, -I_C = 10\text{ mA}, I_{B(on)} = -I_{B(off)} = 1\text{ mA}$		t_{on}		85	150	ns
Turn - off time at $R_L = 99\ \Omega$ (see fig.1)	$-V_{Cc} = 10\text{ V}, -I_C = 10\text{ mA}, I_{B(on)} = -I_{B(off)} = 1\text{ mA}$		t_{off}		480	800	ns



19204

Figure 1. Switching Waveform

Package Dimensions in mm (Inches)



Ozone Depleting Substances Policy Statement

It is the policy of **Vishay Semiconductor GmbH** to

1. Meet all present and future national and international statutory requirements.
2. Regularly and continuously improve the performance of our products, processes, distribution and operating systems with respect to their impact on the health and safety of our employees and the public, as well as their impact on the environment.

It is particular concern to control or eliminate releases of those substances into the atmosphere which are known as ozone depleting substances (ODSs).

The Montreal Protocol (1987) and its London Amendments (1990) intend to severely restrict the use of ODSs and forbid their use within the next ten years. Various national and international initiatives are pressing for an earlier ban on these substances.

Vishay Semiconductor GmbH has been able to use its policy of continuous improvements to eliminate the use of ODSs listed in the following documents.

1. Annex A, B and list of transitional substances of the Montreal Protocol and the London Amendments respectively
2. Class I and II ozone depleting substances in the Clean Air Act Amendments of 1990 by the Environmental Protection Agency (EPA) in the USA
3. Council Decision 88/540/EEC and 91/690/EEC Annex A, B and C (transitional substances) respectively.

Vishay Semiconductor GmbH can certify that our semiconductors are not manufactured with ozone depleting substances and do not contain such substances.

**We reserve the right to make changes to improve technical design
and may do so without further notice.**

Parameters can vary in different applications. All operating parameters must be validated for each customer application by the customer. Should the buyer use Vishay Semiconductors products for any unintended or unauthorized application, the buyer shall indemnify Vishay Semiconductors against all claims, costs, damages, and expenses, arising out of, directly or indirectly, any claim of personal damage, injury or death associated with such unintended or unauthorized use.

Vishay Semiconductor GmbH, P.O.B. 3535, D-74025 Heilbronn, Germany
Telephone: 49 (0)7131 67 2831, Fax number: 49 (0)7131 67 2423



LittleDiode supplies new, hard to find or obsolete electronic components and semiconductors all over the world.

With over two million different components listed you are sure to find the part you need.

Feel free to visit us today at our online store:

LittleDiode.com

Looking forward to providing you with the best possible service.