

2SC5773

Silicon NPN Epitaxial
UHF / VHF wide band amplifier

HITACHI

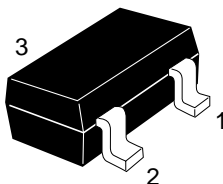
ADE-208-1391(Z)
Preliminary 1st. Edition
Mar. 2001

Features

- High gain bandwidth product
 $f_T = 10.8$ GHz typ.
- High power gain and low noise figure ;
PG = 11.9 dB typ., NF = 1.1 dB typ. at $f = 900$ MHz

Outline

MPAK



1. Emitter
2. Base
3. Collector

Note: Marking is "JR-".

This data sheet contains tentative specification for new product development. It may partially be subject to change without notice.

Absolute Maximum Ratings (Ta = 25°C)

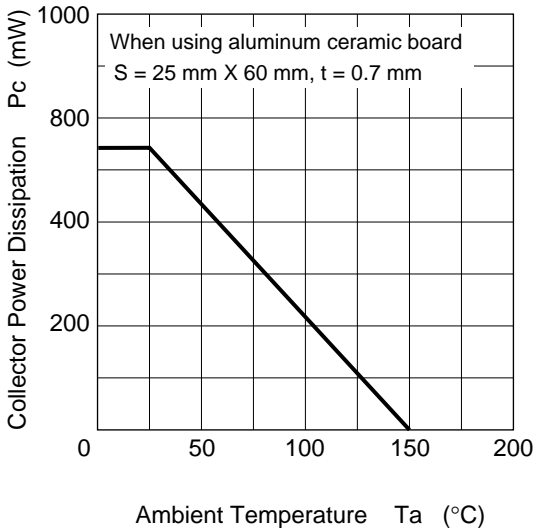
Item	Symbol	Ratings	Unit
Collector to base voltage	V_{CBO}	15	V
Collector to emitter voltage	V_{CEO}	6	V
Emitter to base voltage	V_{EBO}	1.5	V
Collector current	I_C	80	mA
Collector power dissipation	Pc	700*	mW
Junction temperature	Tj	150	°C
Storage temperature	Tstg	-55 to +150	°C

* When using aluminium ceramic board (25 x 60 x 0.7 mm)

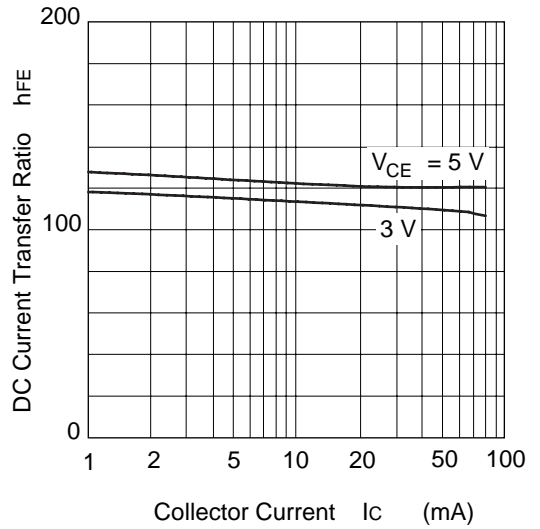
Electrical Characteristics (Ta = 25°C)

Item	Symbol	Min	Typ	Max	Unit	Test Conditions
Collector to base breakdown voltage	$V_{(BR)CBO}$	15	—	—	V	$I_C = 10\mu A, I_E = 0$
Collector cutoff current	I_{CBO}	—	—	1	μA	$V_{CB} = 12 V, I_E = 0$
Collector cutoff current	I_{CEO}	—	—	1	mA	$V_{CE} = 6 V, R_{BE} = \infty$
Emitter cutoff current	I_{EBO}	—	—	10	μA	$V_{EB} = 1.5 V, I_C = 0$
DC current transfer ratio	h_{FE}	80	120	160	V	$V_{CE} = 5 V, I_C = 50 mA$
Collector output capacitance	Cob	—	1.25	1.8	pF	$V_{CB} = 5 V, I_E = 0$ $f = 1 MHz$
Reverse transfer capacitance	Cre	—	0.98	—	pF	$V_{CB} = 5 V, I_E = 0$ $f = 1 MHz$
Gain bandwidth product	f_T	8	10.8	—	GHz	$V_{CE} = 5 V, I_C = 50 mA$ $f = 1 GHz$
S_{21} parameter	$ S_{21} ^2$	—	11	—	dB	$V_{CE} = 5 V, I_C = 50 mA$ $f = 1 GHz$
Power gain	PG	9	11.9	—	dB	$V_{CE} = 5 V, I_C = 50 mA$ $f = 900 MHz$
Noise figure	NF	—	1.1	1.9	dB	$V_{CE} = 5 V, I_C = 5 mA$ $f = 900 MHz$

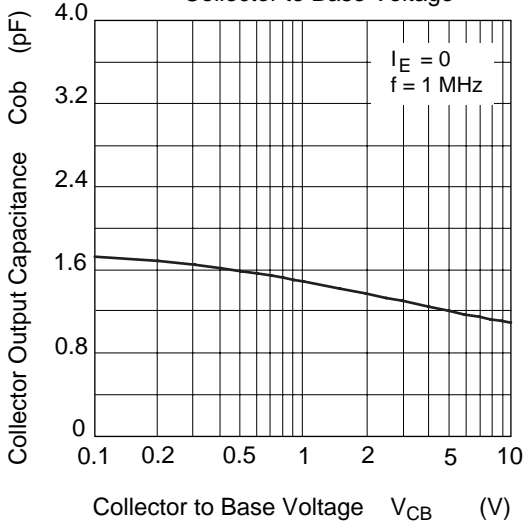
Collector Power Dissipation Curve



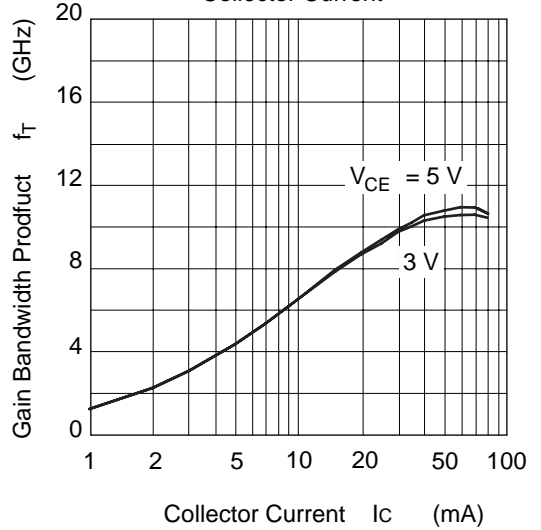
DC Current Transfer Ratio vs. Collector Current



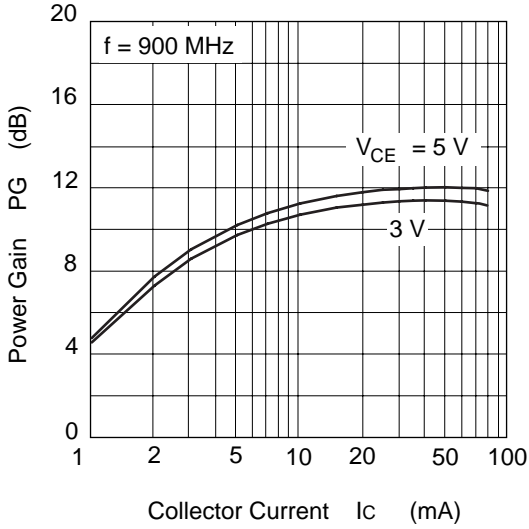
Collector Output Capacitance vs. Collector to Base Voltage



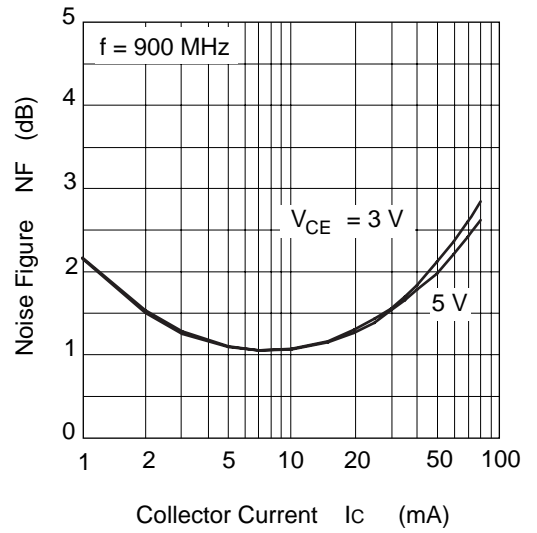
Gain Bandwidth Product vs. Collector Current



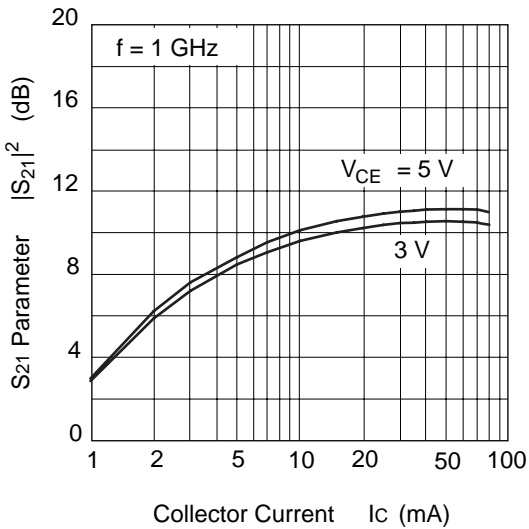
Power Gain vs. Collector Current



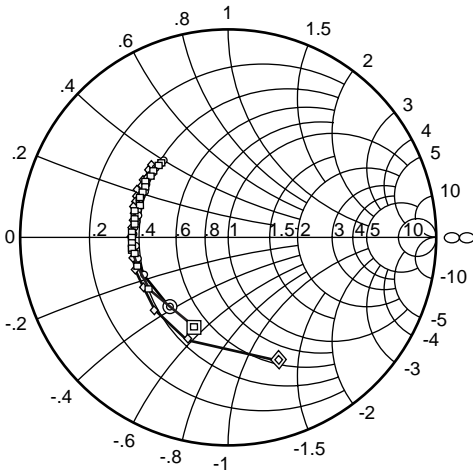
Noise Figure vs. Collector Current



S_{21} Parameter vs. Collector Current

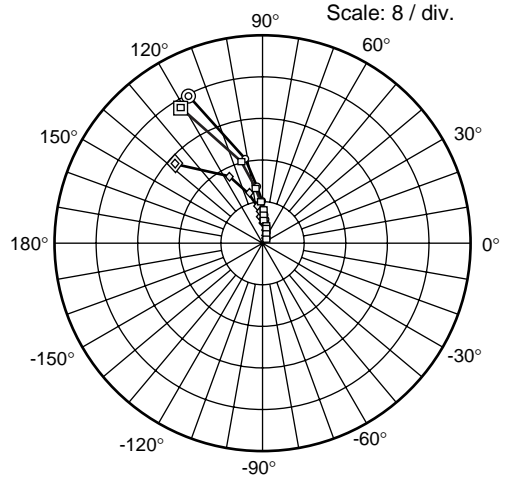


S11 Parameter vs. Frequency



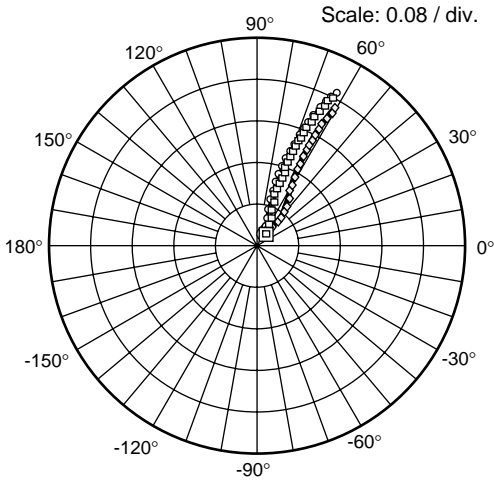
Condition: VCE = 3 V, ZO = 50 Ω
 100 to 2000 MHz (100 MHz Step)
 ○ (IC = 50 mA)
 □ (IC = 30 mA)
 ◇ (IC = 10 mA)

S21 Parameter vs. Frequency



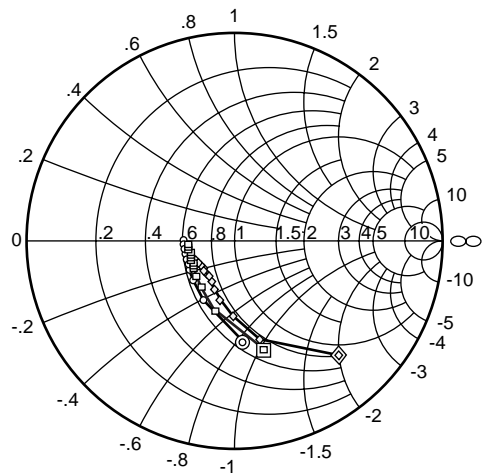
Condition: VCE = 3 V, ZO = 50 Ω
 100 ~ 2000 MHz (100 MHz Step)
 ○ (IC = 50 mA)
 □ (IC = 30 mA)
 ◇ (IC = 10 mA)

S12 Parameter vs. Frequency



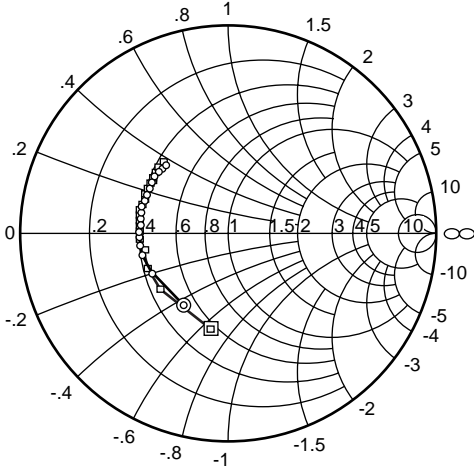
Condition: VCE = 3 V, ZO = 50 Ω
 100 to 2000 MHz (100 MHz Step)
 ○ (IC = 50 mA)
 □ (IC = 30 mA)
 ◇ (IC = 10 mA)

S22 Parameter vs. Frequency



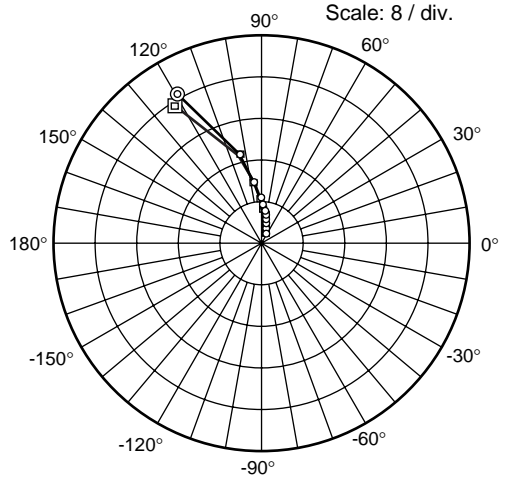
Condition: VCE = 3 V, ZO = 50 Ω
 100 to 2000 MHz (100 MHz Step)
 ○ (IC = 50 mA)
 □ (IC = 30 mA)
 ◇ (IC = 10 mA)

S11 Parameter vs. Frequency



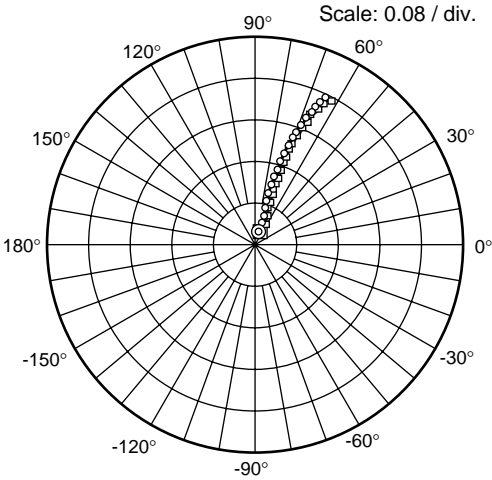
Condition: $V_{CE} = 5\text{ V}$, $Z_O = 50\ \Omega$
 100 to 2000 MHz (100 MHz Step)
 ○—○ ($I_C = 50\text{ mA}$)
 □—□ ($I_C = 30\text{ mA}$)

S21 Parameter vs. Frequency



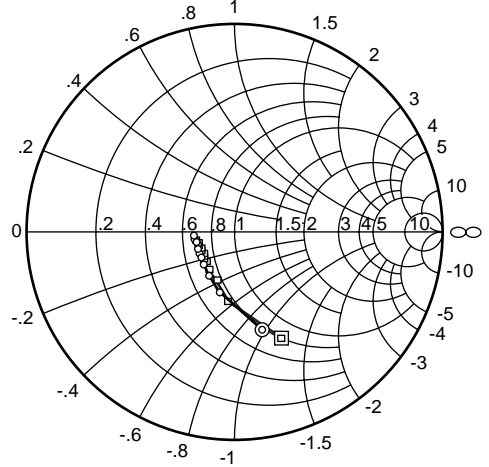
Condition: $V_{CE} = 5\text{ V}$, $Z_O = 50\ \Omega$
 100 to 2000 MHz (100 MHz Step)
 ○—○ ($I_C = 50\text{ mA}$)
 □—□ ($I_C = 30\text{ mA}$)

S12 Parameter vs. Frequency



Condition: $V_{CE} = 5\text{ V}$, $Z_O = 50\ \Omega$
 100 to 2000 MHz (100 MHz Step)
 ○—○ ($I_C = 50\text{ mA}$)
 □—□ ($I_C = 30\text{ mA}$)

S22 Parameter vs. Frequency



Condition: $V_{CE} = 5\text{ V}$, $Z_O = 50\ \Omega$
 100 to 2000 MHz (100 MHz Step)
 ○—○ ($I_C = 50\text{ mA}$)
 □—□ ($I_C = 30\text{ mA}$)

Sparameter ($V_{CE} = 3\text{ V}$, $I_C = 10\text{ mA}$, $Z_o = 50\ \Omega$)

f (MHz)	S11		S21		S12		S22	
	MAG	ANG	MAG	ANG	MAG	ANG	MAG	ANG
100	0.643	-68.8	21.09	137.1	0.042	60.3	0.740	-47.5
200	0.532	-112.2	13.52	114.6	0.061	51.4	0.487	-74.5
300	0.496	-135.9	9.42	103.2	0.073	51.7	0.355	-90.4
400	0.475	-150.6	7.19	96.2	0.085	53.9	0.288	-100.9
500	0.471	-160.9	5.80	91.1	0.097	56.1	0.250	-109.7
600	0.468	-168.0	4.88	87.0	0.109	57.8	0.225	-116.6
700	0.468	-174.7	4.21	83.2	0.121	59.5	0.210	-122.2
800	0.464	179.4	3.71	79.9	0.134	60.8	0.199	-126.8
900	0.467	174.7	3.30	77.0	0.148	61.7	0.193	-131.1
1000	0.465	169.9	3.00	74.1	0.161	62.2	0.187	-134.2
1100	0.468	166.5	2.75	71.6	0.174	62.5	0.185	-137.4
1200	0.477	162.7	2.55	69.1	0.188	62.9	0.184	-139.9
1300	0.478	159.2	2.38	66.6	0.201	62.7	0.182	-142.2
1400	0.479	155.7	2.23	64.4	0.215	62.7	0.182	-144.0
1500	0.483	152.8	2.10	62.2	0.227	62.8	0.183	-146.1
1600	0.486	149.7	1.98	59.9	0.242	62.4	0.185	-147.5
1700	0.490	146.0	1.89	58.0	0.255	62.2	0.186	-149.0
1800	0.489	143.6	1.80	55.9	0.268	61.8	0.187	-150.8
1900	0.492	140.7	1.73	54.1	0.281	61.3	0.190	-152.1
2000	0.497	137.9	1.67	51.9	0.292	60.8	0.192	-152.9

Sparameter ($V_{CE} = 3\text{ V}$, $I_C = 30\text{ mA}$, $Z_o = 50\ \Omega$)

f (MHz)	S11		S21		S12		S22	
	MAG	ANG	MAG	ANG	MAG	ANG	MAG	ANG
100	0.449	-112.7	29.89	120.9	0.029	59.9	0.534	-74.7
200	0.445	-148.0	16.17	103.3	0.044	62.6	0.336	-106.4
300	0.449	-163.2	10.77	95.7	0.059	66.4	0.269	-124.9
400	0.456	-171.8	8.08	90.8	0.075	68.8	0.242	-136.3
500	0.454	-178.9	6.47	87.2	0.092	70.0	0.230	-144.6
600	0.451	176.4	5.42	83.9	0.108	71.0	0.223	-150.6
700	0.455	171.6	4.65	81.1	0.124	71.0	0.219	-155.1
800	0.458	167.4	4.09	78.4	0.141	70.9	0.216	-158.9
900	0.462	163.5	3.65	76.0	0.158	70.6	0.216	-161.6
1000	0.455	160.3	3.32	73.5	0.173	70.1	0.214	-164.2
1100	0.463	156.4	3.02	71.6	0.190	69.7	0.215	-166.5
1200	0.469	153.6	2.80	69.1	0.205	69.0	0.215	-168.1
1300	0.465	150.9	2.61	67.3	0.220	68.1	0.214	-170.0
1400	0.471	147.1	2.45	65.3	0.236	67.6	0.216	-171.3
1500	0.477	144.9	2.30	63.3	0.251	66.8	0.216	-172.5
1600	0.477	142.5	2.17	61.2	0.268	66.0	0.217	-173.9
1700	0.473	138.9	2.08	59.5	0.282	65.2	0.218	-174.8
1800	0.483	136.9	1.98	57.7	0.296	64.0	0.219	-175.5
1900	0.479	133.8	1.90	55.9	0.311	63.3	0.220	-176.5
2000	0.482	131.3	1.84	53.8	0.322	62.3	0.220	-177.2

Sparameter ($V_{CE} = 3 \text{ V}$, $I_C = 50 \text{ mA}$, $Z_o = 50 \Omega$)

f (MHz)	S11		S21		S12		S22	
	MAG	ANG	MAG	ANG	MAG	ANG	MAG	ANG
100	0.421	-130.8	31.68	116.2	0.025	62.9	0.468	-84.7
200	0.437	-159.1	16.57	100.7	0.040	67.3	0.308	-117.4
300	0.448	-169.5	10.94	93.9	0.058	71.0	0.261	-135.2
400	0.449	-177.1	8.18	89.5	0.075	72.9	0.243	-145.5
500	0.461	177.1	6.57	86.2	0.092	73.4	0.236	-152.5
600	0.455	173.0	5.48	83.2	0.109	73.7	0.232	-158.0
700	0.459	168.3	4.71	80.5	0.126	73.5	0.230	-161.8
800	0.463	164.8	4.15	78.1	0.143	73.0	0.229	-164.9
900	0.465	161.9	3.68	75.9	0.161	72.6	0.229	-167.4
1000	0.464	158.2	3.35	73.3	0.177	71.9	0.228	-169.6
1100	0.467	154.9	3.07	71.3	0.193	70.8	0.229	-171.7
1200	0.468	152.0	2.83	69.3	0.210	70.2	0.229	-173.2
1300	0.467	148.7	2.64	67.2	0.225	69.0	0.229	-174.7
1400	0.475	145.2	2.47	65.2	0.241	68.4	0.230	-175.7
1500	0.477	143.4	2.33	63.5	0.257	67.5	0.230	-177.1
1600	0.482	141.3	2.20	61.4	0.273	66.5	0.231	-178.2
1700	0.480	137.3	2.11	59.7	0.288	65.6	0.232	-179.0
1800	0.485	135.5	2.01	57.8	0.303	64.6	0.232	-179.9
1900	0.481	132.8	1.92	56.1	0.318	63.7	0.234	179.0
2000	0.484	129.6	1.85	54.4	0.330	62.6	0.232	178.6

Sparameter ($V_{CE} = 5\text{ V}$, $I_C = 30\text{ mA}$, $Z_o = 50\ \Omega$)

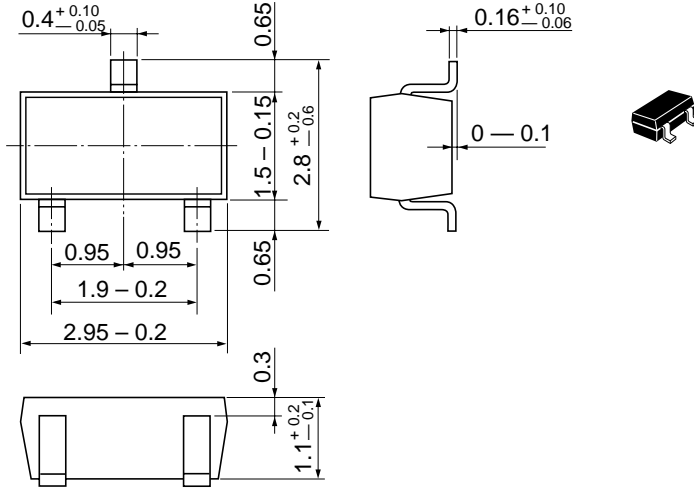
f (MHz)	S11		S21		S12		S22	
	MAG	ANG	MAG	ANG	MAG	ANG	MAG	ANG
100	0.447	-102.8	31.04	123.3	0.028	60.6	0.552	-66.3
200	0.419	-142.1	17.16	105.0	0.042	62.5	0.333	-94.7
300	0.416	-158.2	11.49	96.8	0.057	66.4	0.250	-112.0
400	0.414	-168.7	8.63	91.7	0.072	69.2	0.214	-123.3
500	0.421	-176.4	6.92	88.0	0.088	70.2	0.196	-132.1
600	0.419	178.3	5.79	84.8	0.103	70.9	0.185	-138.6
700	0.418	173.3	4.98	81.8	0.119	70.9	0.179	-144.0
800	0.426	168.4	4.37	79.3	0.135	70.9	0.174	-148.5
900	0.425	165.9	3.89	76.6	0.151	70.7	0.173	-151.8
1000	0.423	161.7	3.53	74.2	0.166	70.5	0.171	-154.9
1100	0.428	157.9	3.23	72.1	0.181	69.8	0.171	-157.2
1200	0.432	154.3	2.98	70.0	0.196	69.3	0.171	-159.2
1300	0.429	151.6	2.79	67.9	0.211	68.4	0.170	-161.5
1400	0.436	148.6	2.60	66.1	0.226	67.9	0.171	-162.7
1500	0.437	145.5	2.45	64.1	0.240	67.0	0.172	-163.9
1600	0.447	143.3	2.31	61.9	0.256	66.3	0.173	-165.5
1700	0.445	140.2	2.20	60.1	0.270	65.8	0.174	-166.5
1800	0.450	137.2	2.09	58.5	0.283	64.5	0.174	-167.8
1900	0.447	134.6	2.01	56.3	0.298	63.8	0.177	-168.6
2000	0.453	131.5	1.94	54.7	0.309	62.8	0.177	-169.4

Sparameter ($V_{CE} = 5 \text{ V}$, $I_C = 50 \text{ mA}$, $Z_o = 50 \Omega$)

f (MHz)	S11		S21		S12		S22	
	MAG	ANG	MAG	ANG	MAG	ANG	MAG	ANG
100	0.402	-120.1	33.23	118.6	0.024	63.7	0.485	-74.9
200	0.406	-152.6	17.68	102.1	0.039	67.2	0.296	-104.7
300	0.414	-166.1	11.71	95.0	0.055	70.7	0.233	-122.4
400	0.413	-174.2	8.78	90.4	0.072	72.4	0.207	-133.6
500	0.417	179.5	7.03	87.0	0.088	73.0	0.195	-141.7
600	0.419	174.7	5.88	84.0	0.104	73.5	0.188	-147.9
700	0.419	169.9	5.05	81.3	0.121	73.2	0.185	-152.6
800	0.423	166.2	4.44	78.7	0.137	72.7	0.182	-156.4
900	0.427	161.6	3.94	76.4	0.154	72.3	0.182	-159.3
1000	0.423	158.2	3.58	73.9	0.169	71.6	0.180	-161.8
1100	0.428	154.7	3.27	71.9	0.185	70.9	0.181	-164.2
1200	0.428	152.5	3.02	70.0	0.201	70.4	0.181	-165.9
1300	0.435	148.6	2.82	67.8	0.216	69.3	0.181	-167.5
1400	0.434	145.2	2.65	65.9	0.231	68.8	0.182	-168.9
1500	0.443	143.0	2.48	64.2	0.246	67.8	0.182	-170.1
1600	0.447	140.4	2.35	62.1	0.262	66.9	0.184	-171.4
1700	0.444	137.3	2.24	60.4	0.275	65.9	0.185	-172.2
1800	0.451	134.1	2.13	58.6	0.290	64.9	0.186	-173.5
1900	0.445	132.1	2.05	56.7	0.304	64.2	0.187	-174.2
2000	0.454	129.3	1.96	54.9	0.316	63.0	0.187	-174.7

Package Dimensions

Unit: mm



Hitachi Code	MPAK
JEDEC	
EIAJ	Conforms
Mass (reference value)	0.011 g

Cautions

1. Hitachi neither warrants nor grants licenses of any rights of Hitachi's or any third party's patent, copyright, trademark, or other intellectual property rights for information contained in this document. Hitachi bears no responsibility for problems that may arise with third party's rights, including intellectual property rights, in connection with use of the information contained in this document.
2. Products and product specifications may be subject to change without notice. Confirm that you have received the latest product standards or specifications before final design, purchase or use.
3. Hitachi makes every attempt to ensure that its products are of high quality and reliability. However, contact Hitachi's sales office before using the product in an application that demands especially high quality and reliability or where its failure or malfunction may directly threaten human life or cause risk of bodily injury, such as aerospace, aeronautics, nuclear power, combustion control, transportation, traffic, safety equipment or medical equipment for life support.
4. Design your application so that the product is used within the ranges guaranteed by Hitachi particularly for maximum rating, operating supply voltage range, heat radiation characteristics, installation conditions and other characteristics. Hitachi bears no responsibility for failure or damage when used beyond the guaranteed ranges. Even within the guaranteed ranges, consider normally foreseeable failure rates or failure modes in semiconductor devices and employ systemic measures such as fail-safes, so that the equipment incorporating Hitachi product does not cause bodily injury, fire or other consequential damage due to operation of the Hitachi product.
5. This product is not designed to be radiation resistant.
6. No one is permitted to reproduce or duplicate, in any form, the whole or part of this document without written approval from Hitachi.
7. Contact Hitachi's sales office for any questions regarding this document or Hitachi semiconductor products.

HITACHI

Hitachi, Ltd.

Semiconductor & Integrated Circuits.
Nippon Bldg., 2-6-2, Ohte-machi, Chiyoda-ku, Tokyo 100-0004, Japan
Tel: Tokyo (03) 3270-2111 Fax: (03) 3270-5109

URL	North America	:	http://semiconductor.hitachi.com/
	Europe	:	http://www.hitachi-eu.com/hel/ecg
	Asia	:	http://sicapac.hitachi-asia.com
	Japan	:	http://www.hitachi.co.jp/Sicd/indx.htm

For further information write to:

Hitachi Semiconductor
(America) Inc.
179 East Tasman Drive,
San Jose, CA 95134
Tel: <1> (408) 433-1990
Fax: <1> (408) 433-0223

Hitachi Europe Ltd.
Electronic Components Group.
Whitebrook Park
Lower Cookham Road
Maidenhead
Berkshire SL6 8YA, United Kingdom
Tel: <44> (1628) 585000
Fax: <44> (1628) 585200

Hitachi Europe GmbH
Electronic Components Group
Dornacher Straße 3
D-85622 Feldkirchen, Munich
Germany
Tel: <49> (89) 9 9180-0
Fax: <49> (89) 9 29 30 00

Hitachi Asia Ltd.
Hitachi Tower
16 Collyer Quay #20-00,
Singapore 049318
Tel: <65>-538-6533/538-8577
Fax: <65>-538-6933/538-3877
URL: <http://www.hitachi.com.sg>

Hitachi Asia Ltd.
(Taipei Branch Office)
4/F, No. 167, Tun Hwa North Road,
Hung-Kuo Building,
Taipei (105), Taiwan
Tel: <886>-(2)-2718-3666
Fax: <886>-(2)-2718-8180
Telex: 23222 HAS-TP
URL: <http://www.hitachi.com.tw>

Hitachi Asia (Hong Kong) Ltd.
Group III (Electronic Components)
7/F., North Tower,
World Finance Centre,
Harbour City, Canton Road
Tsim Sha Tsui, Kowloon,
Hong Kong
Tel: <852>-(2)-735-9218
Fax: <852>-(2)-730-0281
URL: <http://semiconductor.hitachi.com.hk>

Copyright © Hitachi, Ltd., 2001. All rights reserved. Printed in Japan.

Colophon 3.0



LittleDiode supplies new, hard to find or obsolete electronic components and semiconductors all over the world.

With over two million different components listed you are sure to find the part you need.

Feel free to visit us today at our online store:

LittleDiode.com

Looking forward to providing you with the best possible service.