Emitter common (dual digital transistors)

EMG5 / UMG5N / FMG5A

●Features

1) Two DTC114Y chips in a EMT or UMT or SMT package.

●Equivalent circuit

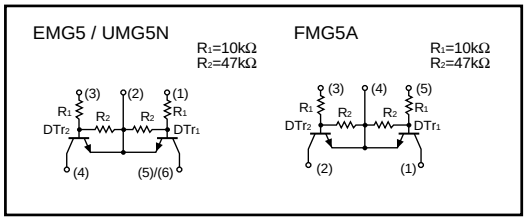

●Absolute maximum ratings (Ta = 25°C)

Parameter		Symbol	Limits	Unit
Supply voltage		V_{CC}	50	V
Input voltage		V_{IN}	40	V
			–6	
Output current		I_O	100	mA
		$I_{C\ (Max.)}$	100	
Power dissipation	EMG5, UMG5N	Pd	150 (TOTAL)	mW ∗1
	FMG5A		300 (TOTAL)	∗2
Junction temperature		Tj	150	°C
Storage temperature		Tstg	–55~+150	°C

∗1 120mW per element must not be exceeded.
∗2 200mW per element must not be exceeded.

●External dimensions (Units : mm)

EMG5

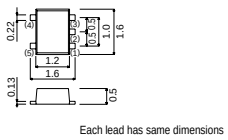

ROHM : EMT5

Abbreviated symbol : G5

UMG5N

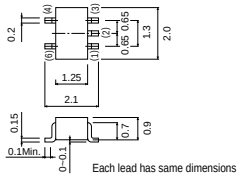

ROHM : UMT5
EIAJ : SC-88A

Abbreviated symbol : G5

FMG5A

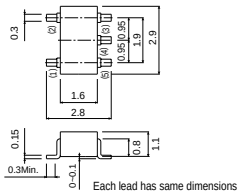

ROHM : SMT5
EIAJ : SC-74A

Abbreviated symbol : G5

●Electrical characteristics (Ta=25°C)

Parameter	Symbol	Min.	Typ.	Max.	Unit	Conditions
Input voltage	$V_{I(off)}$	–	–	0.3	V	V_{CC}=5V, I_O=100μA
	$V_{I(on)}$	1.4	–	–		V_O=0.3V, I_O=1mA
Output voltage	$V_{O(on)}$	–	0.1	0.3	V	I_O=5mA, I_I=0.25mA
Input current	I_I	–	–	0.88	mA	V_I=5V
Output current	$I_{O(off)}$	–	–	0.5	μA	V_{CC}=50V, V_I=0V
DC current gain	G_I	68	–	–	–	V_O=5V, I_O=5mA
Transition frequency	f_T	–	250	–	MHz	V_{CE}=−10V, I_E=5mA, f=100MHz ＊
Input resistance	R_1	7	10	13	kΩ	–
Resistance ratio	R_2/R_1	3.7	4.7	5.7	–	–

＊ Transition frequency of the device

●Packaging specifications

Type	Package	Taping		
	Code	T2R	TR	T148
	Basic ordering unit (pieces)	8000	3000	3000
EMG5		○	–	–
UMG5N		–	○	–
FMG5A		–	–	○

Littlediode supplies new, hard to find or obsolete electronic components and semiconductors all over the world.

With over two million different components listed you are sure to find the part you need.

Feel free to visit us today at our online store:

LittleDiode.com

Looking forward to providing you with the best possible service.