

General purpose (dual digital transistors)

EMH3 / UMH3N / IMH3A

●Features

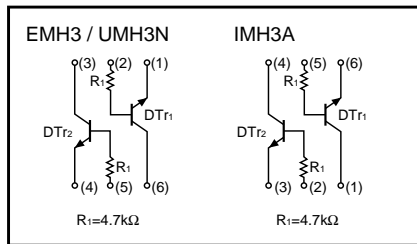
- 1) Two DTAK13Ts chips in a EMT or UMT or SMT package.
- 2) Mounting possible with EMT3 or UMT3 or SMT3 automatic mounting machines.
- 3) Transistor elements are independent, eliminating interference.

●Structure

Epitaxial planar type
NPN silicon transistor

The following characteristics apply to both DT_{r1} and DT_{r2}.

●Equivalent circuit



●Packaging specifications

Type	Package	Taping		
	Code	T2R	TN	T110
	Basic ordering unit (pieces)	8000	3000	3000
EMH3		○	-	-
UMH3N		-	○	-
IMH3A		-	-	○

●External dimensions (Units : mm)

EMH3

Each lead has same dimensions

Abbreviated symbol : H3

ROHM : EMT6

UMH3N

Each lead has same dimensions

ROHM : UMT6
EIAJ : SC-88

Abbreviated symbol : H3

IMH3A

Each lead has same dimensions

ROHM : SMT6
EIAJ : SC-74

Abbreviated symbol : H3

Transistors

●Absolute maximum ratings (Ta = 25°C)

Parameter	Symbol	Limits	Unit
Collector-base voltage	V _{CBO}	50	V
Collector-emitter voltage	V _{CEO}	50	V
Emitter-base voltage	V _{EBO}	5	V
Collector current	I _c	100	mA
Collector power dissipation	EMH3,UMH3N	150 (TOTAL)	mW *1
	IMH3A	300 (TOTAL)	
Junction temperature	T _j	150	°C
Storage temperature	T _{stg}	-55~+150	°C

*1 120mW per element must not be exceeded.
 *2 200mW per element must not be exceeded.

●Electrical characteristics (Ta = 25°C)

Parameter	Symbol	Min.	Typ.	Max.	Unit	Conditions
Collector-base breakdown voltage	BV _{CBO}	50	-	-	V	I _c =50μA
Collector-emitter breakdown voltage	BV _{CEO}	50	-	-	V	I _c =1mA
Emitter-base breakdown voltage	BV _{EBO}	5	-	-	V	I _E =50μA
Collector cutoff current	I _{cBO}	-	-	0.5	μA	V _{CB} =50V
Emitter cutoff current	I _{EBO}	-	-	0.5	μA	V _{EB} =4V
Collector-emitter saturation voltage	V _{CE(sat)}	-	-	0.3	V	I _c /I _B =5mA/0.25mA
DC current transfer ratio	h _{FE}	100	250	600	-	V _{CE} =5V, I _c =1mA
Transition frequency	f _T	-	250	-	MHz	V _{CE} =10mA, I _E =-5mA, f=100MHz *
Input resistance	R _i	3.29	4.7	6.11	kΩ	-

* Transition frequency of the device

●Electrical characteristic curves

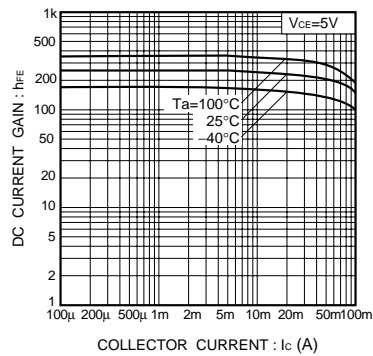


Fig.1 DC current gain vs. collector current

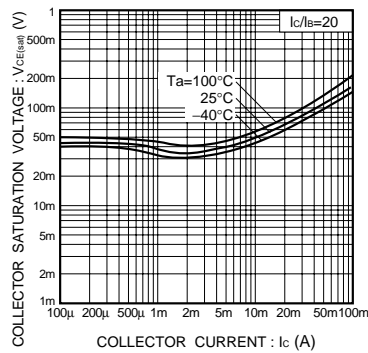


Fig.2 Collector-emitter saturation voltage vs. collector current



LittleDiode supplies new, hard to find or obsolete electronic components and semiconductors all over the world.

With over two million different components listed you are sure to find the part you need.

Feel free to visit us today at our online store:

LittleDiode.com

Looking forward to providing you with the best possible service.