



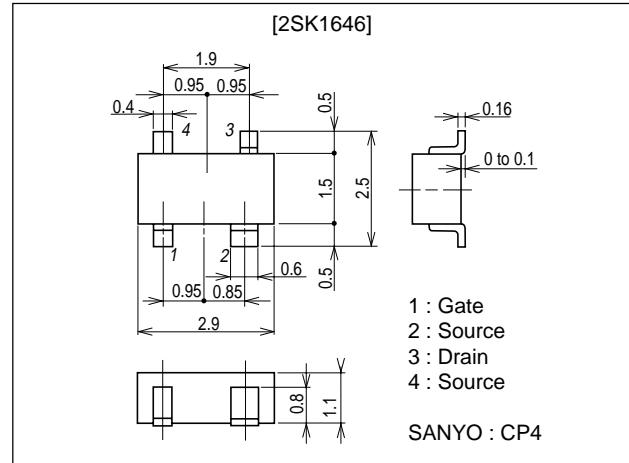
For C to X-band Local Oscillator and Amplifier

Features

- Ideal for use in C to X-band local oscillator and amplifier.
- The chip surface is covered with the highly reliable protection film.
- Super miniaturized plastic-mold package (CP4).
- Automatic surface mounting is available.

Package Dimensions

unit : mm
2134A



Specifications

Absolute Maximum Ratings at Ta=25°C

Parameter	Symbol	Conditions	Ratings	Unit
Drain-to-Source Voltage	V_{DS}		6.0	V
Gate-to-Source Voltage	V_{GS}		-5.0	V
Drain Current	I_D		100	mA
Allowable Power Dissipation	P_D		200	mW
Junction Temperature	T_j		150	°C
Storage Temperature	T_{stg}		-55 to +150	°C

- Any and all SANYO products described or contained herein do not have specifications that can handle applications that require extremely high levels of reliability, such as life-support systems, aircraft's control systems, or other applications whose failure can be reasonably expected to result in serious physical and/or material damage. Consult with your SANYO representative nearest you before using any SANYO products described or contained herein in such applications.
- SANYO assumes no responsibility for equipment failures that result from using products at values that exceed, even momentarily, rated values (such as maximum ratings, operating condition ranges, or other parameters) listed in products specifications of any and all SANYO products described or contained herein.

2SK1646

Electrical Characteristics at Ta=25°C

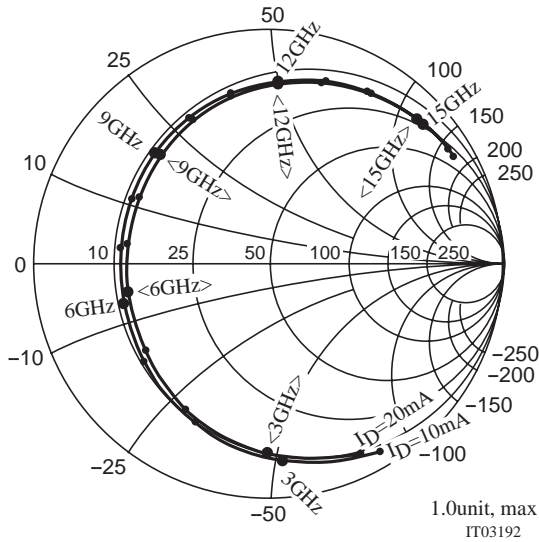
Parameter	Symbol	Conditions	Ratings			Unit
			min	typ	max	
Gate-to-Source Breakdown Voltage	$V_{(BR)GSO}$	$I_{GS}=-10\mu A$	-5.0			V
Saturated Drain Current	I_{DSS}	$V_{DS}=3V, V_{GS}=0$	30	45	70	mA
Cutoff Voltage	$V_{GS(off)}$	$V_{DS}=3V, I_D=100\mu A$	-0.5		-5.0	V
Forward Transfer Admittance	$ y_{fs} $	$V_{DS}=3V, I_D=10mA$	20	34		mS
Minimum Noise Figure	NFmin	$V_{DS}=3V, I_D=10mA, f=12GHz$		2.5		dB
Associated Gain	Ga	$V_{DS}=3V, I_D=10mA, f=12GHz$		5.0		dB
Maximum Available Gain	MAG	$V_{DS}=3V, I_D=10mA, f=12GHz$		7.0		dB

* : The 2SK1646 is classified by I_{DSS} as follows.

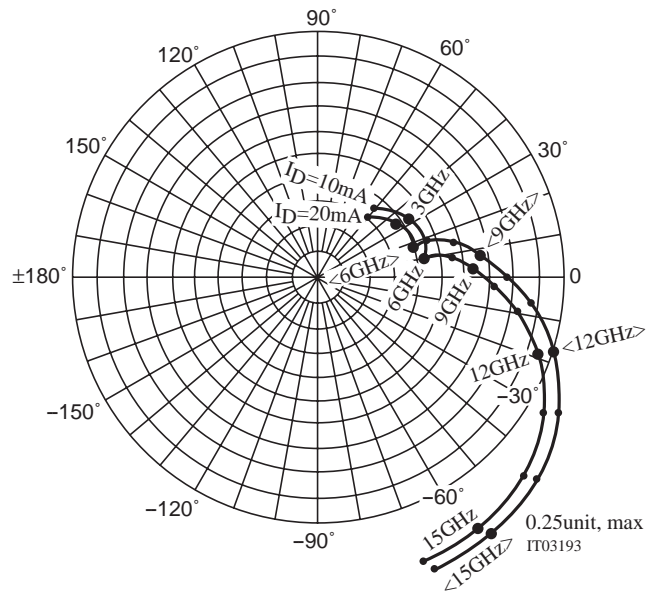
I_{DSS} RANK	RANGE (mA)
04	30 to 50
05	45 to 60
05H	45 to 70

S-Parameter

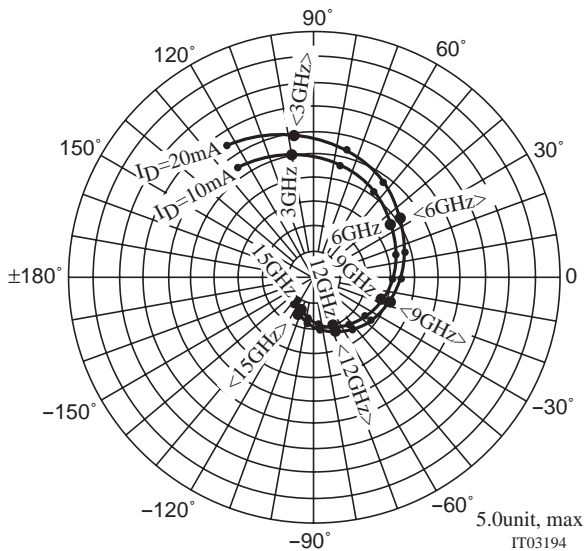
S11 $V_{DS}=3V, I_D=10mA, 20mA$



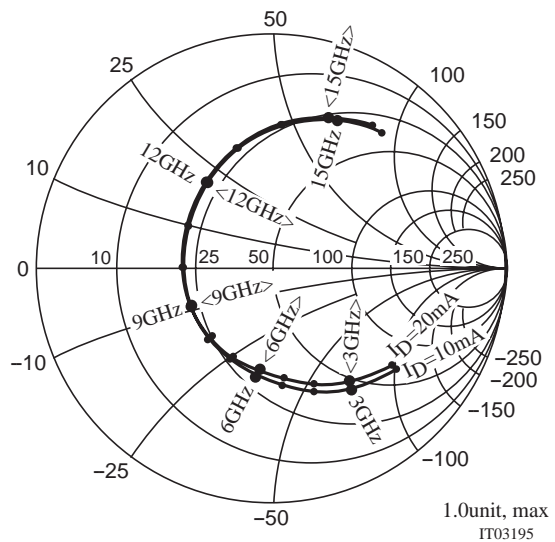
S12 $V_{DS}=3V, I_D=10mA, 20mA$



S21 $V_{DS}=3V, I_D=10mA, 20mA$



S22 $V_{DS}=3V, I_D=10mA, 20mA$



2SK1646

S-Parameter

V_{DS}=3V I_{DS}=10mA

FREQUENCY MHz	S11		S21		S12		S22	
	MAG	ANG	MAG	ANG	MAG	ANG	MAG	ANG
2000.0000	.929	-59.3	2.713	125.9	.090	51.7	.665	-39.9
3000.0000	.834	-87.1	2.518	101.0	.110	32.9	.608	-56.7
4000.0000	.750	-114.8	2.300	77.2	.115	18.1	.547	-72.0
5000.0000	.686	-141.1	2.077	55.1	.111	9.8	.494	-85.9
6000.0000	.651	-164.9	1.872	35.0	.109	9.2	.454	-99.7
7000.0000	.643	173.8	1.700	16.3	.119	10.7	.427	-115.1
8000.0000	.658	154.3	1.557	-1.5	.138	8.2	.406	-133.6
9000.0000	.685	136.1	1.431	-19.0	.159	2.9	.392	-155.7
10000.0000	.715	118.8	1.308	-36.2	.180	-3.0	.392	179.2
11000.0000	.745	102.6	1.187	-53.0	.207	-9.9	.417	152.7
12000.0000	.777	87.4	1.070	-69.2	.239	-19.2	.469	127.2
13000.0000	.812	73.0	.954	-85.1	.269	-30.9	.540	104.4
14000.0000	.849	59.0	.837	-100.6	.292	-44.0	.618	84.4
15000.0000	.880	45.2	.717	-115.3	.304	-57.2	.688	67.0
16000.0000	.899	31.7	.599	-128.3	.309	-69.8	.742	51.7

V_{DS}=3V I_{DS}=20mA

FREQUENCY MHz	S11		S21		S12		S22	
	MAG	ANG	MAG	ANG	MAG	ANG	MAG	ANG
2000.0000	.901	-63.5	3.226	124.1	.079	51.6	.640	-39.9
3000.0000	.803	-91.9	2.944	99.2	.096	33.6	.580	-56.4
4000.0000	.717	-119.8	2.641	75.5	.101	20.3	.518	-71.2
5000.0000	.654	-145.8	2.346	53.9	.098	15.0	.466	-84.4
6000.0000	.621	-168.8	2.090	34.4	.101	17.5	.432	-97.8
7000.0000	.618	171.0	1.886	16.4	.119	18.9	.410	-113.4
8000.0000	.639	152.5	1.725	-1.0	.144	14.6	.393	-132.5
9000.0000	.671	134.9	1.582	-18.2	.167	7.5	.381	-155.3
10000.0000	.705	118.1	1.444	-35.2	.190	.3	.385	179.1
11000.0000	.737	102.4	1.309	-51.7	.218	-7.6	.413	152.8
12000.0000	.770	87.8	1.180	-67.7	.251	-17.5	.468	127.9
13000.0000	.807	74.0	1.056	-83.4	.281	-29.6	.542	105.7
14000.0000	.847	60.6	.931	-98.8	.303	-42.7	.620	86.4
15000.0000	.881	47.3	.802	-113.6	.315	-55.8	.689	69.5
16000.0000	.901	34.1	.674	-126.8	.320	-68.1	.739	54.7

- Specifications of any and all SANYO products described or contained herein stipulate the performance, characteristics, and functions of the described products in the independent state, and are not guarantees of the performance, characteristics, and functions of the described products as mounted in the customer's products or equipment. To verify symptoms and states that cannot be evaluated in an independent device, the customer should always evaluate and test devices mounted in the customer's products or equipment.
- SANYO Electric Co., Ltd. strives to supply high-quality high-reliability products. However, any and all semiconductor products fail with some probability. It is possible that these probabilistic failures could give rise to accidents or events that could endanger human lives, that could give rise to smoke or fire, or that could cause damage to other property. When designing equipment, adopt safety measures so that these kinds of accidents or events cannot occur. Such measures include but are not limited to protective circuits and error prevention circuits for safe design, redundant design, and structural design.
- In the event that any or all SANYO products(including technical data, services) described or contained herein are controlled under any of applicable local export control laws and regulations, such products must not be exported without obtaining the export license from the authorities concerned in accordance with the above law.
- No part of this publication may be reproduced or transmitted in any form or by any means, electronic or mechanical, including photocopying and recording, or any information storage or retrieval system, or otherwise, without the prior written permission of SANYO Electric Co., Ltd.
- Any and all information described or contained herein are subject to change without notice due to product/technology improvement, etc. When designing equipment, refer to the "Delivery Specification" for the SANYO product that you intend to use.
- Information (including circuit diagrams and circuit parameters) herein is for example only ; it is not guaranteed for volume production. SANYO believes information herein is accurate and reliable, but no guarantees are made or implied regarding its use or any infringements of intellectual property rights or other rights of third parties.

This catalog provides information as of March, 2004. Specifications and information herein are subject to change without notice.



LittleDiode supplies new, hard to find or obsolete electronic components and semiconductors all over the world.

With over two million different components listed you are sure to find the part you need.

Feel free to visit us today at our online store:

LittleDiode.com

Looking forward to providing you with the best possible service.