
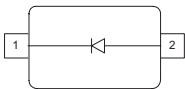


Silicon Variable Capacitance Diode

- For UHF-TV-tuners
- High capacitance ratio
- Low series inductance
- Low series resistance
- Excellent uniformity and matching due to "in-line" matching assembly procedure


**BB545
BB565/-02V**


Type	Package	Configuration	L_S (nH)	Marking
BB545	SOD323	single	1.8	white U
BB565	SCD80	single	0.6	CC
BB 565-02V	SC79	single	0.6	C

Maximum Ratings at $T_A = 25^\circ\text{C}$, unless otherwise specified

Parameter	Symbol	Value	Unit
Diode reverse voltage	V_R	30	V
Peak reverse voltage $R \geq 5\text{k}\Omega$	V_{RM}	35	
Forward current	I_F	20	mA
Operating temperature range	T_{op}	-55 ... 150	$^\circ\text{C}$
Storage temperature	T_{stg}	-55 ... 150	

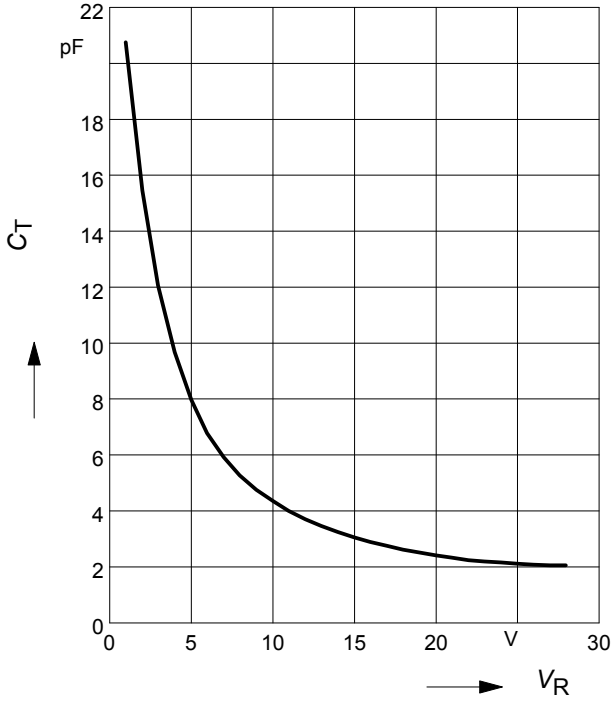
Electrical Characteristics at $T_A = 25^\circ\text{C}$, unless otherwise specified

Parameter	Symbol	Values			Unit
		min.	typ.	max.	
DC Characteristics					
Reverse current	I_R				nA
$V_R = 30\text{ V}$		-	-	10	
$V_R = 30\text{ V}, T_A = 85^\circ\text{C}$		-	-	200	
AC Characteristics					
Diode capacitance	C_T				pF
$V_R = 1\text{ V}, f = 1\text{ MHz}$		18.5	20	21.5	
$V_R = 2\text{ V}, f = 1\text{ MHz}$		13.2	14.8	16.4	
$V_R = 25\text{ V}, f = 1\text{ MHz}$		1.85	2.07	2.28	
$V_R = 28\text{ V}, f = 1\text{ MHz}$		1.8	2	2.2	
Capacitance ratio	C_{T1}/C_{T28}	9	10	11	-
$V_R = 1\text{ V}, V_R = 28\text{ V}, f = 1\text{ MHz}$					
Capacitance ratio	C_{T2}/C_{T25}	6.3	7.2	8.1	
$V_R = 2\text{ V}, V_R = 25\text{ V}, f = 1\text{ MHz}$					
Capacitance matching ¹⁾	$\Delta C_T/C_T$				%
$V_R = 1\text{V to } 28\text{V}, f = 1\text{ MHz}, 7\text{ diodes sequence},$ BB545		-	-	2.5	
$V_R = 1\text{V to } 28\text{V}, f = 1\text{ MHz}, 4\text{ diodes sequence},$ BB565/ -02V		-	0.5	1.5	
$V_R = 1\text{V to } 28\text{V}, f = 1\text{ MHz}, 7\text{ diodes sequence},$ BB565/ -02V		-	0.7	2	
Series resistance	r_S	-	0.6	-	Ω
$V_R = 3\text{ V}, f = 470\text{ MHz}$					

¹For details please refer to Application Note 047

Diode capacitance $C_T = f(V_R)$

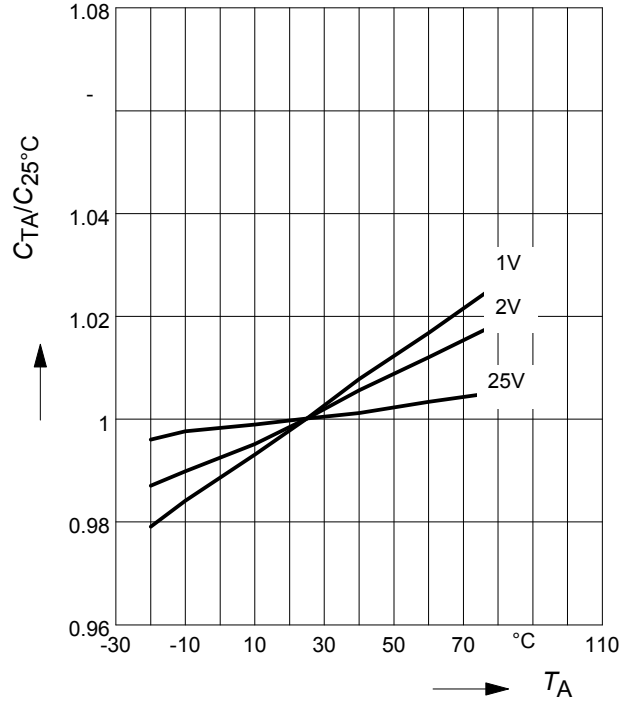
$f = 1\text{MHz}$



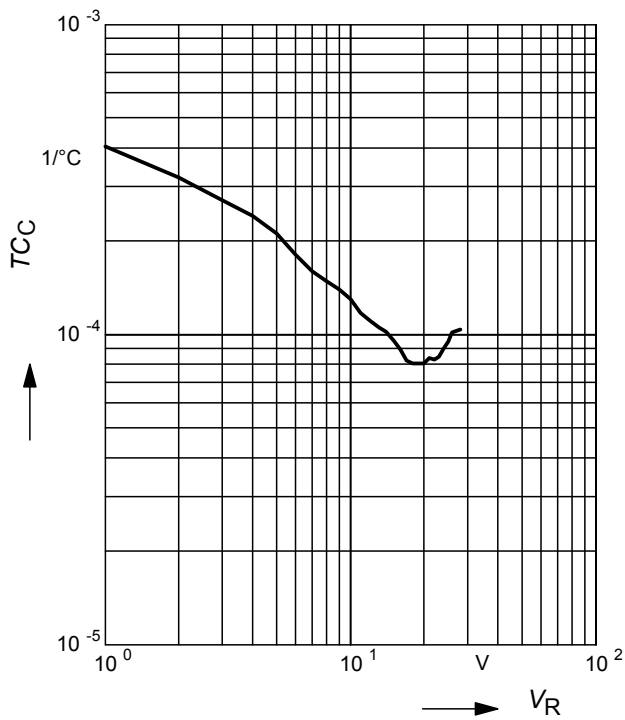
Normalized diode capacitance

$C_{(T_A)}/C_{(25^\circ\text{C})} = f(T_A); f = 1\text{MHz}$

$V_R = \text{Parameter}$

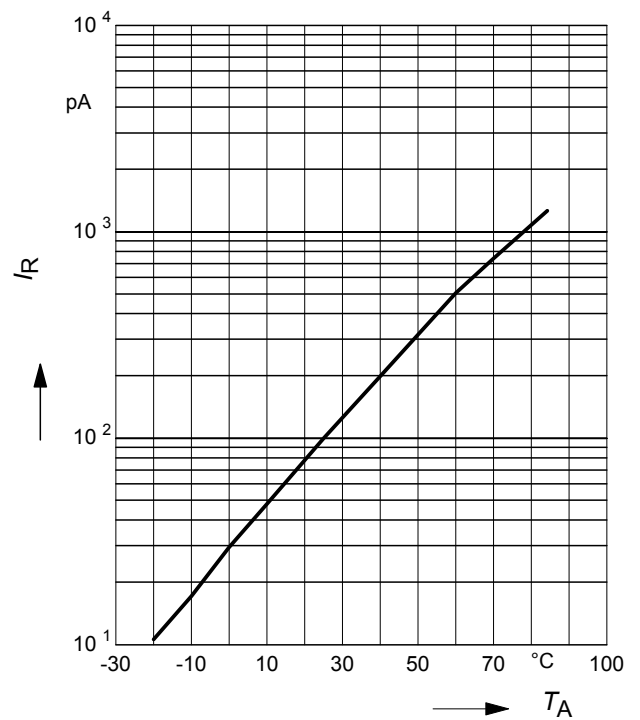


Temperature coefficient of the diode capacitance $T_{CC} = f(V_R)$



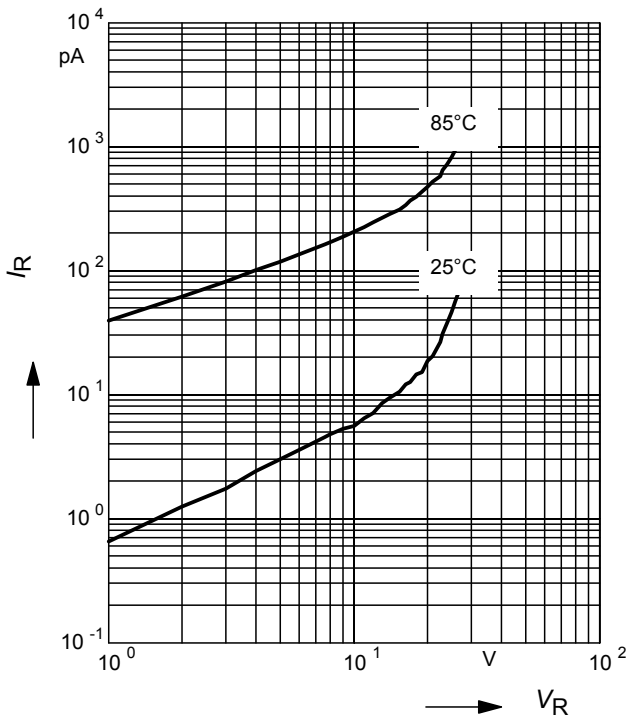
Reverse current $I_R = f(T_A)$

$V_R = 28\text{V}$



Reverse current $I_R = f(V_R)$

T_A = Parameter





LittleDiode supplies new, hard to find or obsolete electronic components and semiconductors all over the world.

With over two million different components listed you are sure to find the part you need.

Feel free to visit us today at our online store:

LittleDiode.com

Looking forward to providing you with the best possible service.