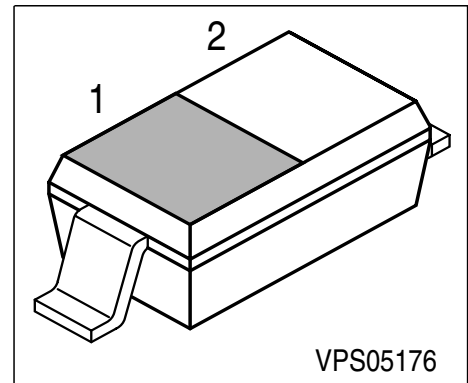


Silicon Tuning Diode

- Extended frequency range up to 2.8 GHz
special design for use in TV-sat indoor units
- High capacitance ratio



Type	Marking	Pin Configuration		Package
BB 835	yellow X	1 = C	2 = A	SOD-323

Maximum Ratings

Parameter	Symbol	Value	Unit
Diode reverse voltage	V_R	30	V
Peak reverse voltage ($R \geq 5k\Omega$)	V_{RM}	35	
Forward current	I_F	20	mA
Operating temperature range	T_{op}	-55 ... 150	°C
Storage temperature	T_{stg}	-55 ... 150	

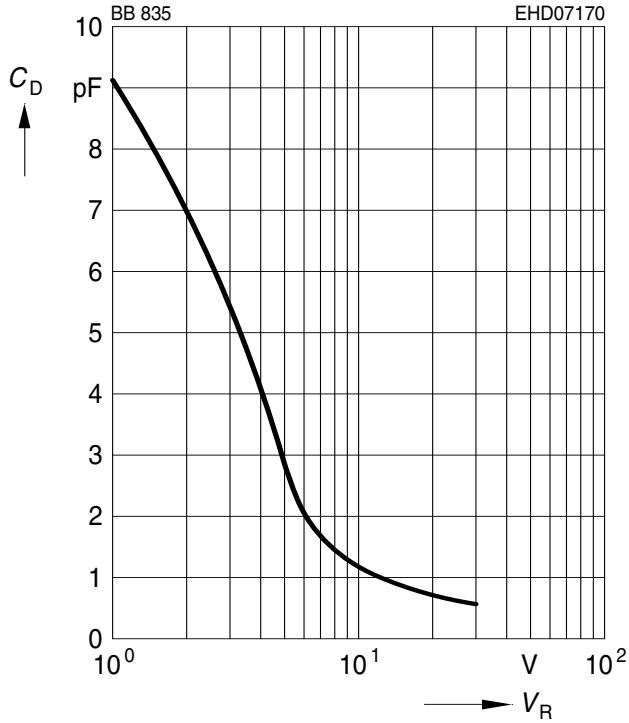
Electrical Characteristics at $T_A = 25^\circ\text{C}$, unless otherwise specified.

Parameter	Symbol	Values			Unit
		min.	typ.	max.	
DC characteristics					
Reverse current $V_R = 30\text{ V}$	I_R	-	-	10	nA
Reverse current $V_R = 30\text{ V}, T_A = 85^\circ\text{C}$	I_R	-	-	200	
AC characteristics					
Diode capacitance $V_R = 1\text{ V}, f = 1\text{ MHz}$ $V_R = 28\text{ V}, f = 1\text{ MHz}$	C_T	8.5 0.5	9.1 0.62	10 0.75	pF
Capacitance ratio $V_R = 1\text{ V}, V_R = 28\text{ V}, f = 1\text{ MHz}$	C_{T1}/C_{T28}	13.5	14.7	-	-
Capacitance matching $V_R = 1\text{ V}, V_R = 28\text{ V}, f = 1\text{ MHz}$	$\Delta C_T/C_T$	-	-	3	%
Series resistance $V_R = 1\text{ V}, f = 470\text{ MHz}$	r_s	-	2.4	-	Ω
Series inductance	L_s	-	1.8	-	nH

1) In-line matching. For details please refer to Application Note 047

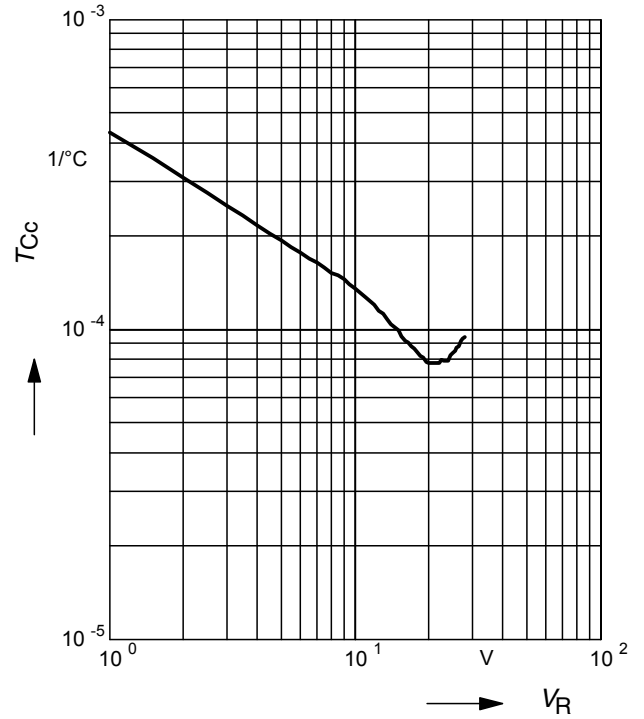
Diode capacitance $C_T = f(V_R)$

$f = 1\text{MHz}$



Temperature coefficient of the diode

capacitance $T_{Cc} = f(V_R)$





LittleDiode supplies new, hard to find or obsolete electronic components and semiconductors all over the world.

With over two million different components listed you are sure to find the part you need.

Feel free to visit us today at our online store:

LittleDiode.com

Looking forward to providing you with the best possible service.