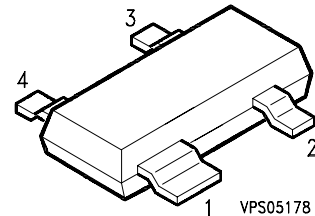


Datasheet

- * Low noise ($F_{min} = 1.4 \text{ dB @ 4 GHz}$)
- * High gain (11.5 dB typ. @ 4 GHz)
- * For oscillators up to 12 GHz
- * For amplifiers up to 6 GHz
- * Ion implanted planar structure
- * Chip all gold metallization
- * Chip nitride passivation



ESD: Electrostatic discharge sensitive device, observe handling precautions!

Type	Marking	Ordering code (tape and reel)	Pin Configuration				Package 1)
			1	2	3	4	
CFY 30	A2	Q62703-F97	S	D	S	G	SOT-143

Maximum ratings	Symbol	Value	Unit
Drain-source voltage	V_{DS}	5	V
Drain-gate voltage	V_{DG}	7	V
Gate-source voltage	V_{GS}	-4 ... +0.5	V
Drain current	I_D	80	mA
Channel temperature	T_{Ch}	150	°C
Storage temperature range	T_{stg}	-40...+150	°C
Total power dissipation ($T_S \leq 70^\circ\text{C}$) ²⁾	P_{tot}	250	mW
Thermal resistance			
Channel-soldering point ²⁾	R_{thChS}	<320	K/W

1) Dimensions see chapter Package Outlines

2) T_s is measured on the source 1 lead at the soldering point to the PCB.

Electrical characteristics at $T_A = 25^\circ\text{C}$, unless otherwise specified

Characteristics	Symbol	min	typ	max	Unit
Drain-source saturation current $V_{DS} = 3.5\text{ V}$, $V_{GS} = 0\text{ V}$	I_{DSS}	20	50	80	mA
Pinch-off voltage $V_{DS} = 3.5\text{ V}$ $I_D = 1\text{ mA}$	$V_{GS(P)}$	-0.5	-1.3	-4.0	V
Transconductance $V_{DS} = 3.5\text{ V}$ $I_D = 15\text{ mA}$	g_m	20	30	-	mS
Gate leakage current $V_{DS} = 3.5\text{ V}$ $I_D = 15\text{ mA}$	I_G	-	0.1	2	μA
Noise figure $V_{DS} = 3.5\text{ V}$ $I_D = 15\text{ mA}$ $f = 4\text{ GHz}$ $f = 6\text{ GHz}$	F	-	1.4 2.0	1.6 -	dB
Associated gain $V_{DS} = 3.5\text{ V}$ $I_D = 15\text{ mA}$ $f = 4\text{ GHz}$ $f = 6\text{ GHz}$	G_a	10 -	11.5 8.9	- -	dB
Maximum available gain $V_{DS} = 3.5\text{ V}$ $I_D = 15\text{ mA}$ $f = 6\text{ GHz}$	MAG	-	11.2	-	dB
Maximum stable gain $V_{DS} = 3.5\text{ V}$ $I_D = 15\text{ mA}$ $f = 4\text{ GHz}$	MSG	-	14.4	-	dB
Power output at 1 dB compression $V_{DS} = 4\text{ V}$ $I_D = 30\text{ mA}$ $f = 6\text{ GHz}$	$P_{1\text{ dB}}$	-	16	-	dBm

Typical Common Source Noise Parameters

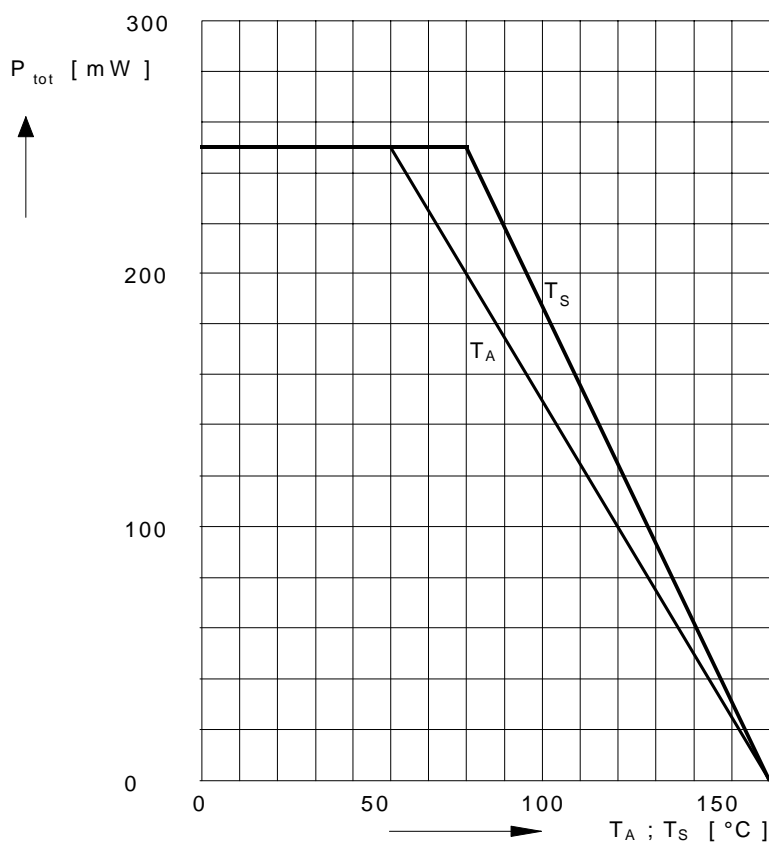
$I_D = 15 \text{ mA}$

$V_{DS} = 3.5 \text{ V}$

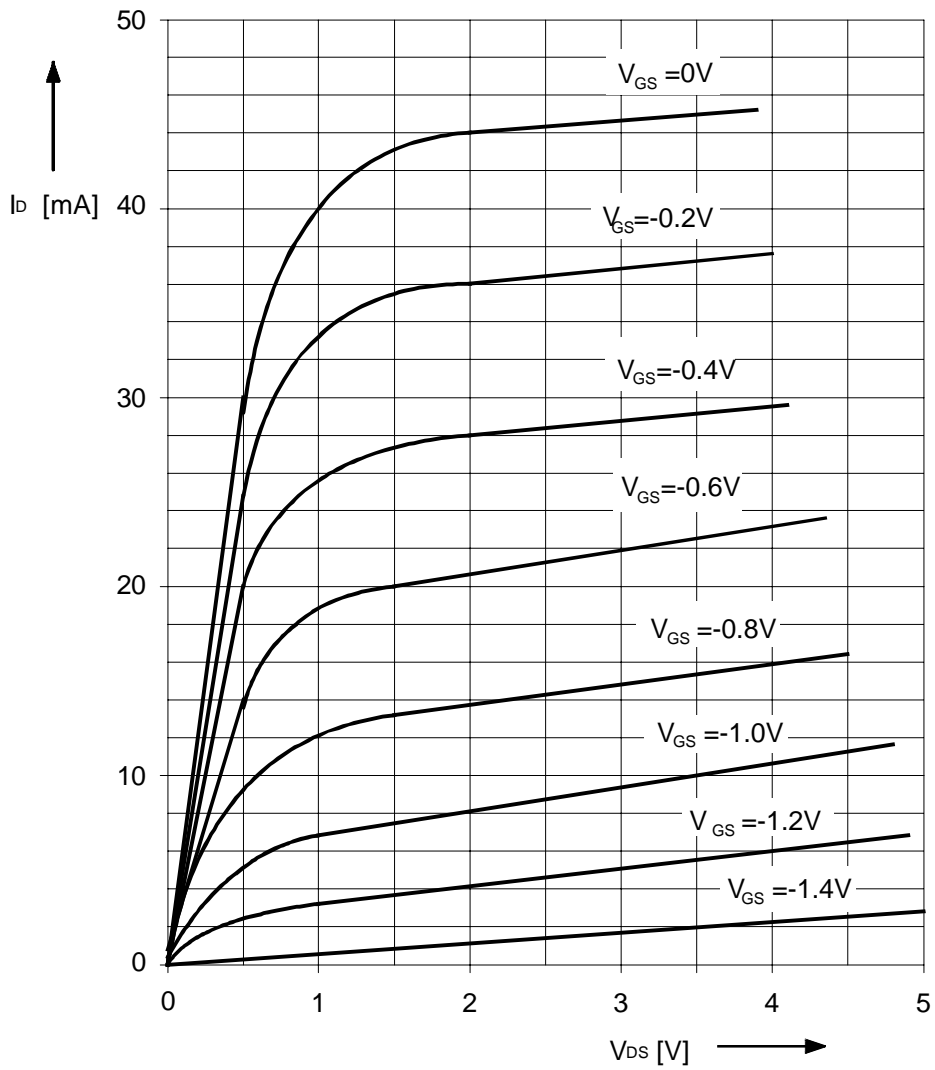
$Z_0 = 50 \Omega$

f	F _{min}	G _a	Γ _{opt}		R _n	N	F _{50Ω}	G(F _{50Ω})
			MAG	ANG				
GHz	dB	dB			Ω	-	dB	dB
2	1.0	15.5	0.72	27	49	0.17	2.9	10.0
4	1.4	11.5	0.64	61	29	0.17	2.7	9.3
6	2.0	8.9	0.46	101	19	0.30	2.8	7.5
8	2.5	7.1	0.31	153	9	0.31	2.8	6.4
10	3.0	5.8	0.34	-133	14	0.38	3.4	4.2
12	3.5	5.0	0.41	-93	28	0.42	4.1	2.9

Total Power Dissipation $P_{tot} = f(T_s; T_A)$



Output characteristics $I_D = f(V_{DS})$



Typical Common Source S-Parameters

$$I_D = 15 \text{ mA} \quad U_D = 3.5 \text{ V} \quad Z_0 = 50 \Omega$$

f	S11		S21		S12		S22	
	Mag	Ang	Mag	Ang	Mag	Ang	Mag	Ang
0.1	1.00	-1	2.43	178	0.003	87	0.70	-1
0.4	1.00	-6	2.43	171	0.010	23	0.69	-5
0.8	0.99	-14	2.43	162	0.020	78	0.68	-11
1.2	0.98	-21	2.43	154	0.030	72	0.67	-15
1.6	0.97	-28	2.44	145	0.040	66	0.66	-20
2.0	0.96	-36	2.45	137	0.050	60	0.65	-26
2.4	0.93	-44	2.47	129	0.058	55	0.64	-30
2.8	0.90	-53	2.49	120	0.066	50	0.62	-35
3.2	0.87	-62	2.50	111	0.074	45	0.60	-41
3.6	0.83	-72	2.50	102	0.082	39	0.57	-47
4.0	0.80	-82	2.50	93	0.090	32	0.54	-54
4.4	0.77	-92	2.51	83	0.097	25	0.50	-61
4.8	0.74	-104	2.49	73	0.103	18	0.46	-67
5.2	0.70	-115	2.45	64	0.108	12	0.43	-73
5.6	0.66	-127	2.41	54	0.112	6	0.40	-80
6.0	0.63	-139	2.36	45	0.114	0	0.36	-88
6.4	0.60	-150	2.30	37	0.115	-6	0.31	-98
6.8	0.57	-162	2.24	27	0.116	-11	0.27	-110
7.2	0.55	-174	2.19	17	0.116	-17	0.24	-122
7.6	0.54	172	2.14	8	0.116	-22	0.21	-137
8.0	0.53	160	2.08	-2	0.115	-27	0.19	-154
8.4	0.54	147	2.00	-11	0.113	-32	0.18	-173
8.8	0.55	135	1.92	-21	0.111	-37	0.18	171
9.2	0.56	124	1.83	-30	0.109	-42	0.19	155
9.6	0.57	114	1.72	-40	0.107	-46	0.21	141
10.0	0.58	106	1.61	-48	0.104	-50	0.23	128
10.4	0.59	98	1.51	-56	0.102	-53	0.26	118
10.8	0.60	91	1.42	-62	0.101	-56	0.29	108
11.2	0.61	85	1.35	-69	0.099	-58	0.32	100
11.6	0.62	79	1.30	-75	0.098	-60	0.34	93
12.0	0.62	74	1.25	-81	0.096	-63	0.36	85

Typical Common Source S-Parameters

$$I_D = 30 \text{ mA} \quad U_D = 3.5 \text{ V} \quad Z_0 = 50 \Omega$$

f	S11		S21		S12		S22	
	Mag	Ang	Mag	Ang	Mag	Ang	Mag	Ang
0.1	1.00	-2	3.23	178	0.002	85	0.71	-1
0.4	1.00	-8	3.21	171	0.009	79	0.70	-6
0.8	0.99	-16	3.19	162	0.017	73	0.69	-11
1.2	0.97	-24	3.18	153	0.025	70	0.67	-16
1.6	0.95	-32	3.17	143	0.034	65	0.66	-21
2.0	0.92	-40	3.17	135	0.042	61	0.65	-26
2.4	0.90	-48	3.17	127	0.051	56	0.63	-31
2.8	0.87	-58	3.17	119	0.059	50	0.61	-36
3.2	0.83	-68	3.16	109	0.067	45	0.58	-42
3.6	0.79	-79	3.12	99	0.073	40	0.55	-48
4.0	0.75	-91	3.08	88	0.079	34	0.52	-54
4.4	0.71	-102	3.04	78	0.084	28	0.50	-60
4.8	0.67	-114	3.00	68	0.089	21	0.47	-66
5.2	0.63	-126	2.95	58	0.092	15	0.43	-73
5.6	0.60	-138	2.87	49	0.094	10	0.38	-81
6.0	0.57	-150	2.77	40	0.096	4	0.34	-89
6.4	0.54	-162	2.68	31	0.097	-1	0.30	-99
6.8	0.52	-174	2.58	22	0.098	-6	0.27	-109
7.2	0.51	173	2.50	14	0.099	-11	0.24	-121
7.6	0.50	160	2.43	5	0.099	-16	0.21	-134
8.0	0.50	147	2.36	-4	0.099	-20	0.18	-148
8.4	0.51	135	2.26	-13	0.099	-24	0.16	-164
8.8	0.52	125	2.15	-22	0.099	-29	0.16	176
9.2	0.54	115	2.04	-30	0.099	-33	0.17	158
9.6	0.55	107	1.93	-39	0.099	-37	0.19	142
10.0	0.57	99	1.82	-47	0.099	-41	0.22	128
10.4	0.59	91	1.71	-54	0.100	-44	0.25	118
10.8	0.60	85	1.60	-62	0.101	-47	0.27	109
11.2	0.61	79	1.51	-69	0.102	-49	0.30	100
11.6	0.62	73	1.44	-75	0.103	-52	0.32	92
12.0	0.62	68	1.38	-82	0.104	-55	0.34	85



LittleDiode supplies new, hard to find or obsolete electronic components and semiconductors all over the world.

With over two million different components listed you are sure to find the part you need.

Feel free to visit us today at our online store:

LittleDiode.com

Looking forward to providing you with the best possible service.