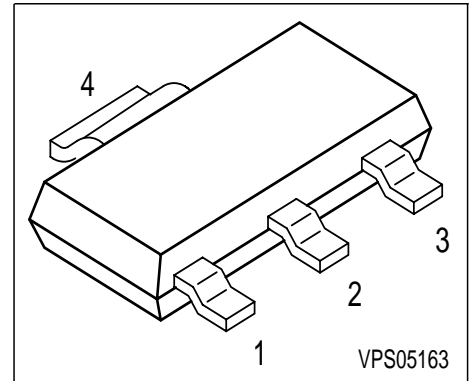


Silicon Switching Diodes

- Switching applications
- High breakdown voltage



Type	Marking	Pin Configuration				Package
BAS78A	BAS 78A	1 = A	2 = C	3 = n.c.	4 = C	SOT223
BAS78B	BAS 78B	1 = A	2 = C	3 = n.c.	4 = C	SOT223
BAS78C	BAS 78C	1 = A	2 = C	3 = n.c.	4 = C	SOT223
BAS78D	BAS 78D	1 = A	2 = C	3 = n.c.	4 = C	SOT223

Maximum Ratings

Parameter	Symbol	BAS	BAS	BAS	BAS	Unit
		78A	78B	78C	78D	
Diode reverse voltage	V_R	50	100	200	400	V
Peak reverse voltage	V_{RM}	50	100	200	400	
Forward current	I_F	1				A
Peak forward current	I_{FM}	1				
Surge forward current, $t = 1 \mu s$	I_{FS}	10				
Total power dissipation, $T_S = 124 \text{ }^\circ\text{C}$	P_{tot}	1.2				W
Junction temperature	T_j	150				$^\circ\text{C}$
Storage temperature	T_{stg}	-65 ... 150				

Thermal Resistance

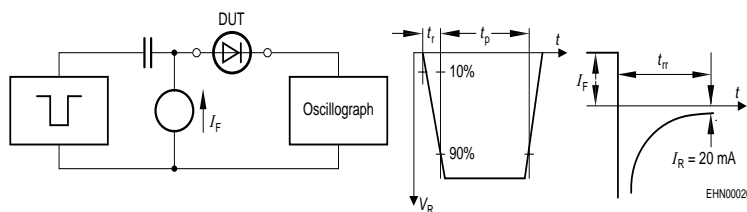
Junction - soldering point ¹⁾	R_{thJS}	≤ 22	K/W
--	------------	-----------	-----

¹⁾For calculation of R_{thJA} please refer to Application Note Thermal Resistance

Electrical Characteristics at $T_A = 25^\circ\text{C}$, unless otherwise specified.

Parameter	Symbol	Values			Unit
		min.	typ.	max.	
DC characteristics					
Breakdown voltage $I_{(BR)} = 100 \mu\text{A}$	$V_{(BR)}$				V
BAS78A		50	-	-	
BAS78B		100	-	-	
BAS78C		200	-	-	
BAS78D		400	-	-	
Forward voltage $I_F = 1 \text{ A}$ $I_F = 2 \text{ A}$	V_F				
		-	-	1.6	
		-	-	2	
Reverse current $V_R = V_{Rmax}$	I_R	-	-	1	μA
Reverse current $V_R = V_{Rmax}, T_A = 150^\circ\text{C}$	I_R	-	-	50	
AC characteristics					
Diode capacitance $V_R = 0 \text{ V}, f = 1 \text{ MHz}$	C_D	-	10	-	pF
Reverse recovery time $I_F = 200 \text{ mA}, I_R = 200 \text{ mA}, R_L = 100 \Omega$, measured at $I_R = 200\text{mA}$	t_{rr}	-	1	-	μs

Test circuit for reverse recovery time



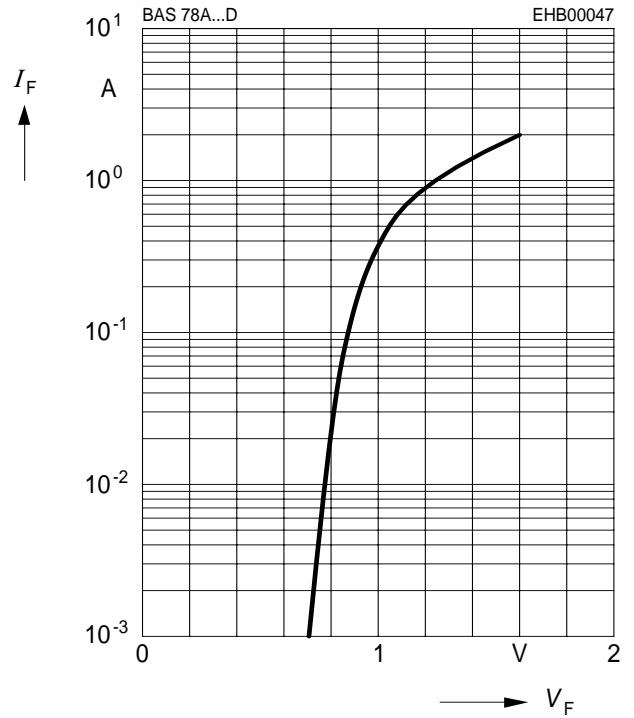
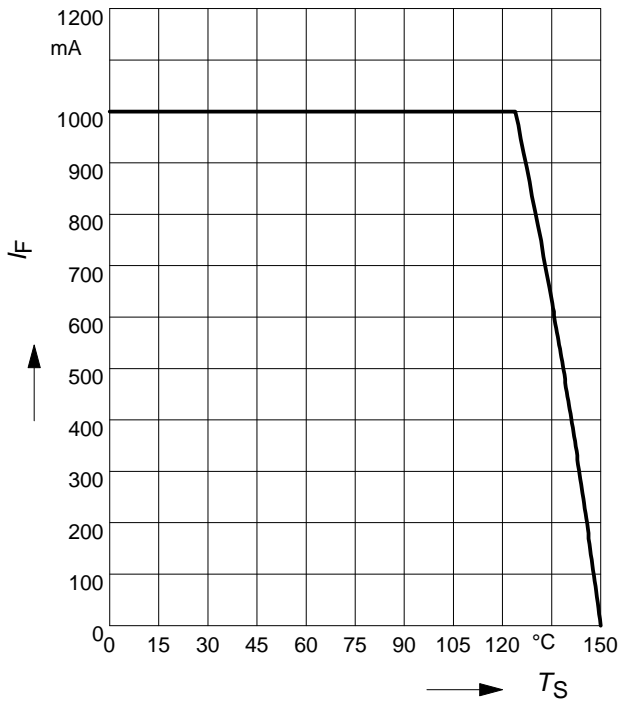
Pulse generator: $t_p = 10\mu\text{s}$, $D = 0.05$,
 $t_f = 0.6\text{ns}$, $R_i = 50\Omega$

Oscilloscope: $R = 50\Omega$, $t_f = 0.35\text{ns}$,
 $C \leq 1\text{pF}$

Forward current $I_F = f(T_S)$

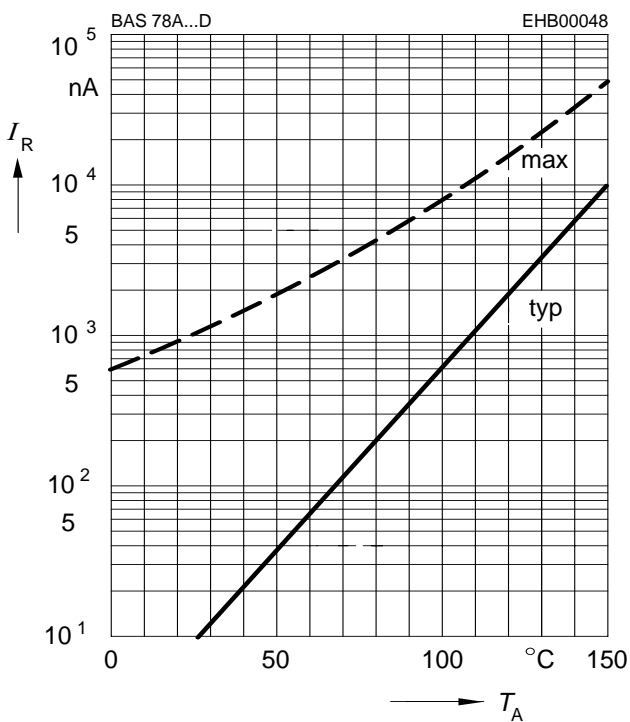
Forward current $I_F = f(V_F)$

$T_A = 25^\circ\text{C}$



Reverse current $I_R = f(T_A)$

$V_R = V_{Rmax}$



This datasheet has been downloaded from:

www.DatasheetCatalog.com

Datasheets for electronic components.



LittleDiode supplies new, hard to find or obsolete electronic components and semiconductors all over the world.

With over two million different components listed you are sure to find the part you need.

Feel free to visit us today at our online store:

LittleDiode.com

Looking forward to providing you with the best possible service.