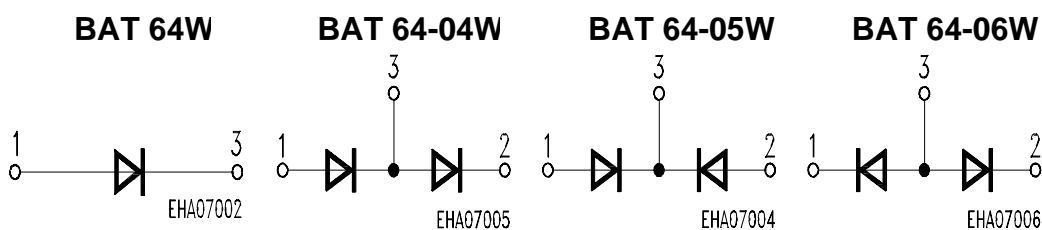
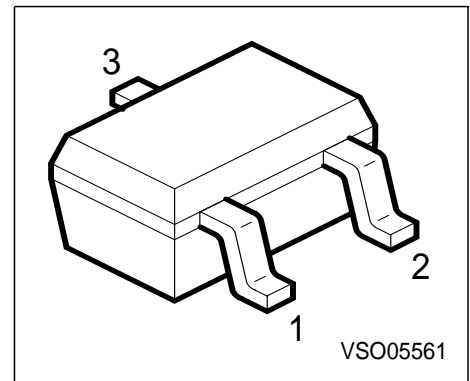


Silicon Schottky Diodes

- For low-loss, fast-recovery, meter protection, bias isolation and clamping applications
- Integrated diffused guard ring
- Low forward voltage



ESD: Electrostatic discharge sensitive device, observe handling precaution!

Type	Marking	Ordering Code	Pin Configuration			Package
BAT 64W	63s	Q62702-A1159	1 = A	2 n.c.	3 = C	SOT-323
BAT 64-04W	64s	Q62702-A1160	1 = A1	2 = C2	3 = C1/A2	
BAT 64-05W	65s	Q62702-A1161	1 = A1	2 = A2	3 = C1/2	
BAT 64-06W	66s	Q62702-A1162	1 = C1	2 = C2	3 = A1/2	

Maximum Ratings

Parameter	Symbol	Value	Unit
Diode reverse voltage	V_R	40	V
Forward current	I_F	250	mA
Average forward current (50/60Hz, sinus)	I_{FAV}	120	
Surge forward current ($t < 100\mu s$)	I_{FSM}	800	
Total power dissipation BAT 64W, $T_S \leq 120^\circ C$	P_{tot}	250	
Total power dissipat. BAT64-04/06W, $T_S \leq 111^\circ C$	P_{tot}	250	
Total power dissipation BAR 64-05W, $T_S \leq 104^\circ C$	P_{tot}	250	
Junction temperature	T_j	150	$^\circ C$
Storage temperature	T_{stg}	-55...+150	

Thermal Resistance

Junction - ambient	¹⁾ BAT 64W	R_{thJA}	≤ 255	K/W
Junction - ambient	¹⁾ BAT 64-04/06W	R_{thJA}	≤ 290	
Junction - ambient	¹⁾ BAT 64-05W	R_{thJA}	≤ 455	
Junction - soldering point	BAT 64W	R_{thJS}	≤ 120	
Junction - soldering point	BAT 64-04/06W	R_{thJS}	≤ 155	
Junction - soldering point	BAT 64-05W	R_{thJS}	≤ 185	

¹⁾ Package mounted on epoxy pcb 40mm x 40mm x 1.5mm / 6cm² Cu

Electrical Characteristics at $T_A = 25\text{ }^\circ\text{C}$, unless otherwise specified.

Parameter	Symbol	Values			Unit
		min.	typ.	max.	

DC characteristics

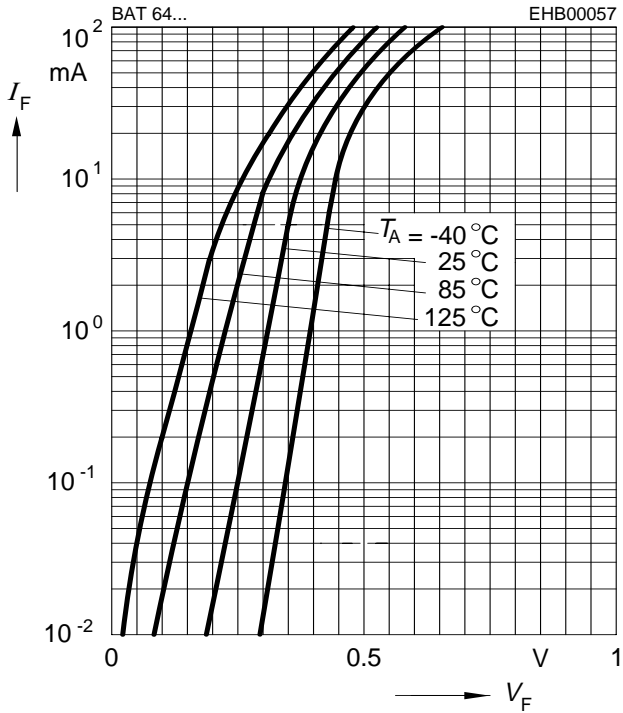
Reverse current $V_R = 30\text{ V}$	I_R	-	-	2	μA
Reverse current $V_R = 30\text{ V}, T_A = 85\text{ }^\circ\text{C}$	I_R	-	-	200	
Forward voltage $I_F = 1\text{ mA}$ $I_F = 10\text{ mA}$ $I_F = 30\text{ mA}$ $I_F = 100\text{ mA}$	V_F	-	320 385 440 570	350 430 520 750	mV

AC characteristics

Diode capacitance $V_R = 1\text{ V}, f = 1\text{ MHz}$	C_T	-	4	6	pF
---	-------	---	---	---	-------------

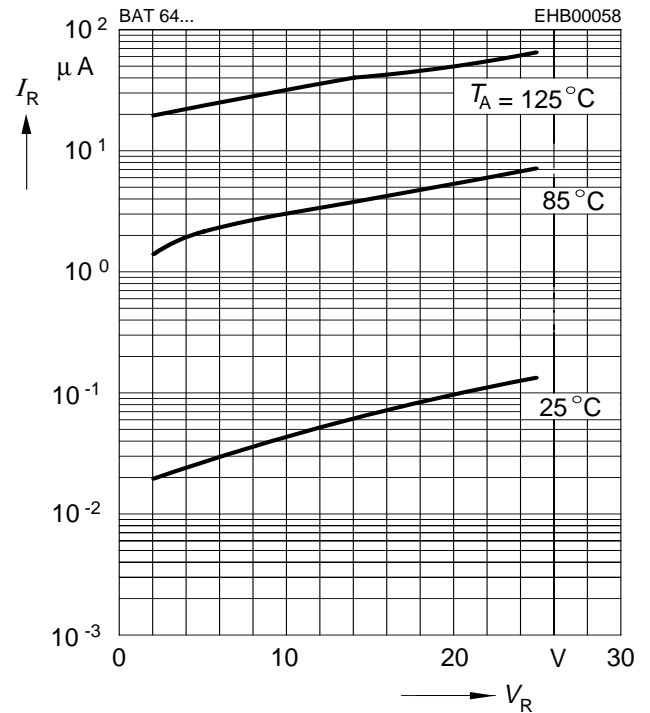
Forward current $I_F = f(V_F)$

$T_A =$ Parameter



Reverse current $I_R = f(V_R)$

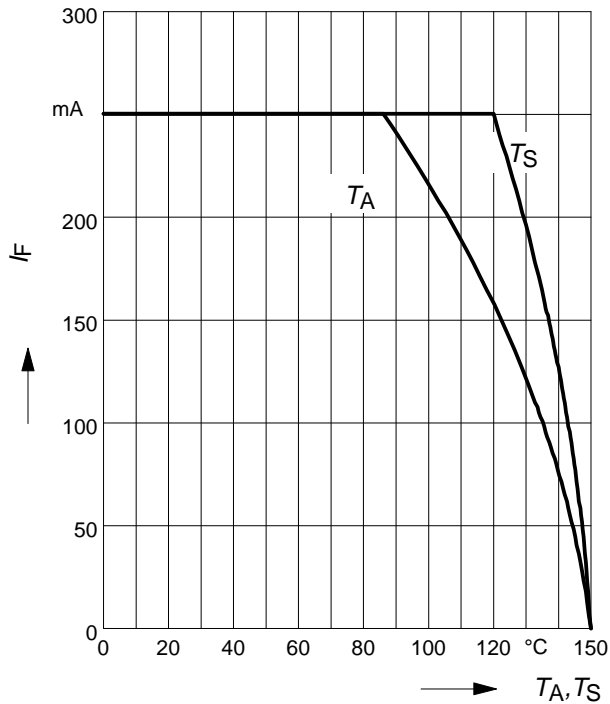
$T_A =$ Parameter



Forward current $I_F = f(T_A^*; T_S)$

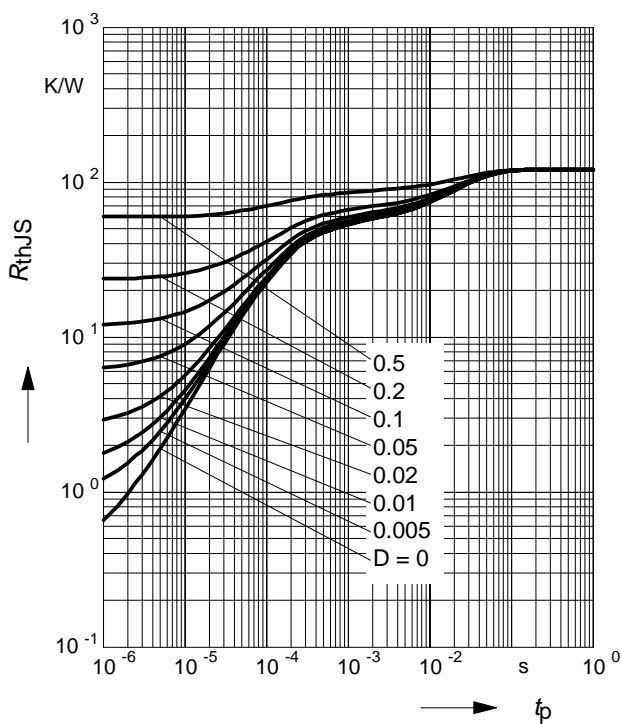
*Package mounted on epoxy

BAT 64W



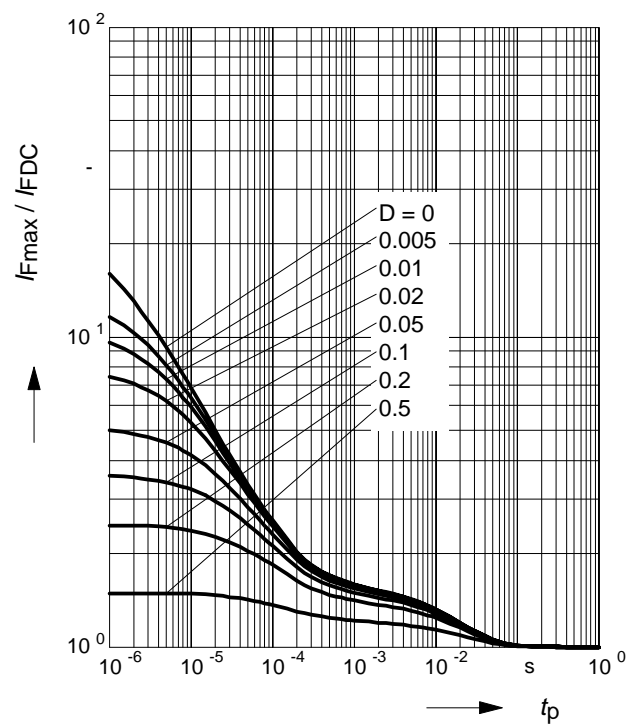
Permissible Pulse Load $R_{thJS} = f(t_p)$

BAT 64W



Permissible Pulse Load $I_{Fmax} / I_{FDC} = f(t_p)$

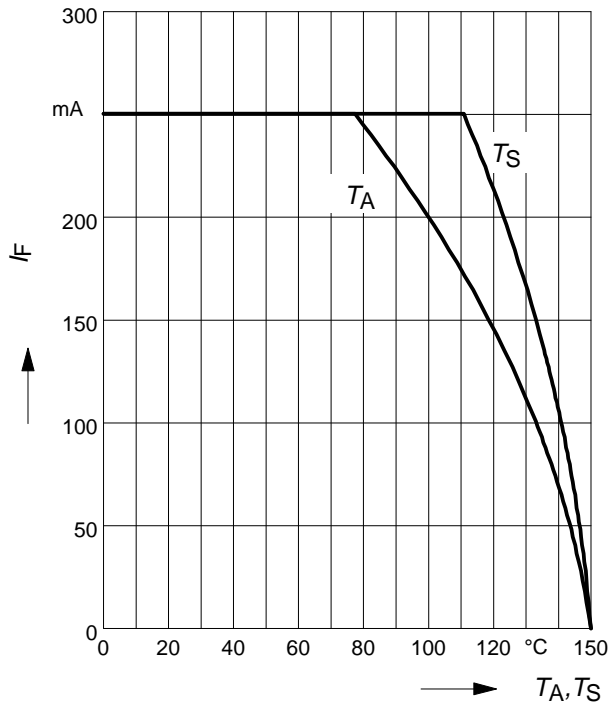
BAT 64W



Forward current $I_F = f(T_A^*; T_S)$

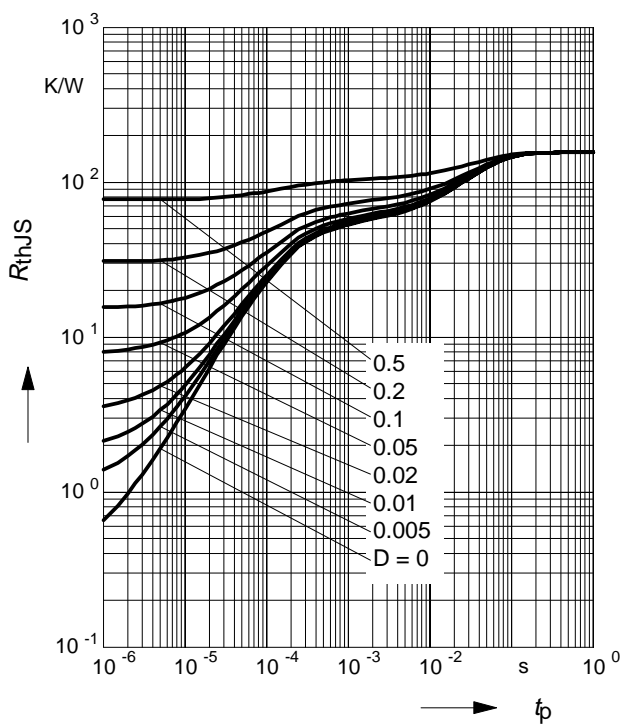
* Package mounted on epoxy

BAT 64-04/06W



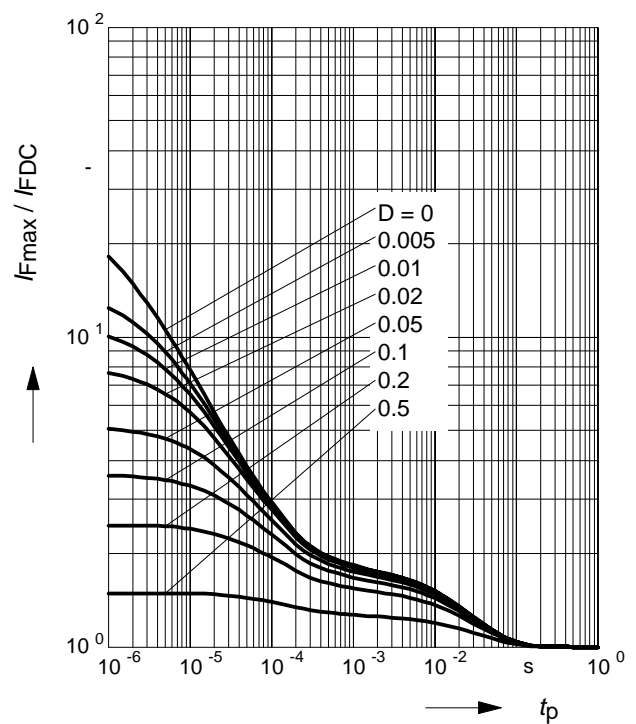
Permissible Pulse Load $R_{thJS} = f(t_p)$

BAT 64-04/06



Permissible Pulse Load $I_{Fmax} / I_{FDC} = f(t_p)$

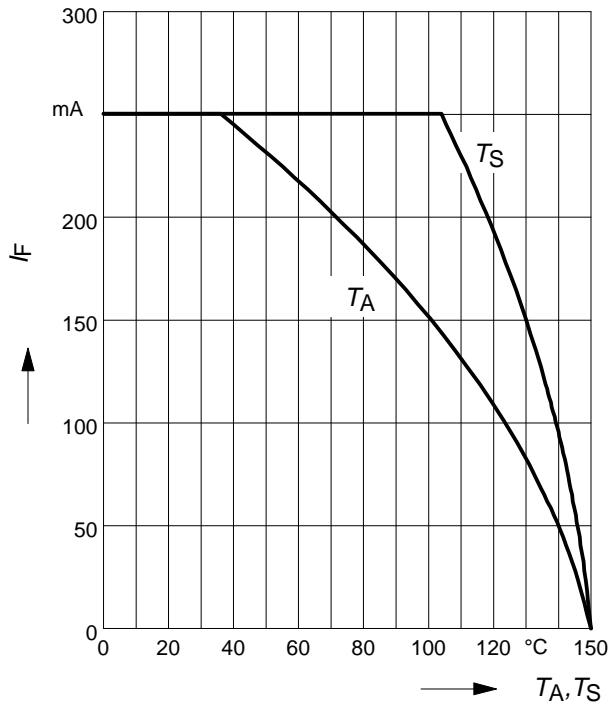
BAT 64-04/06W



Forward current $I_F = f(T_A^*; T_S)$

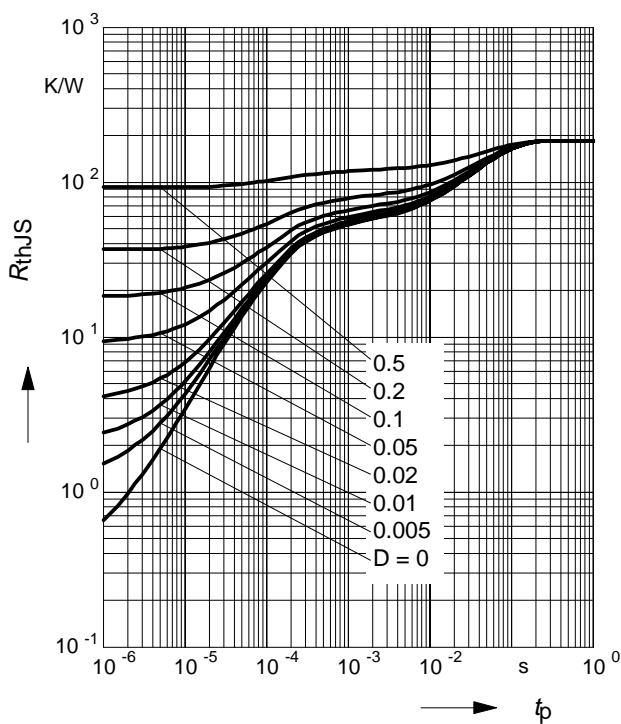
* Package mounted on epoxy

BAT 64-05W



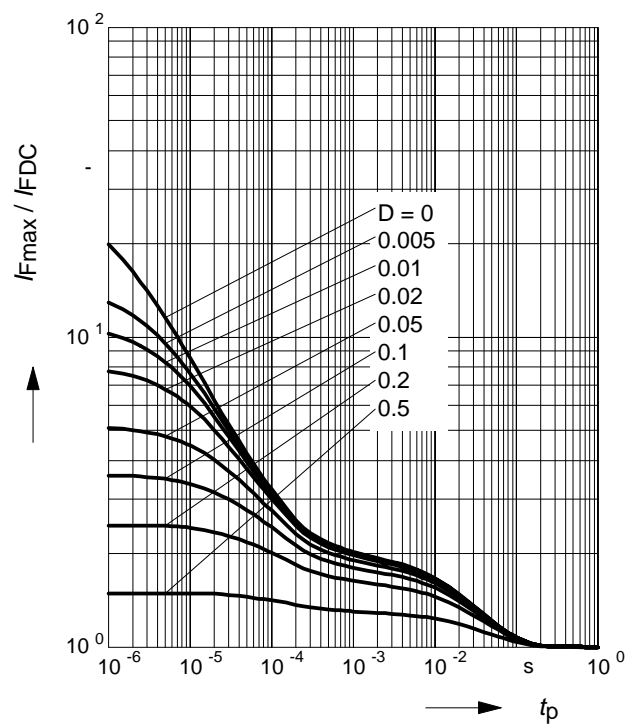
Permissible Pulse Load $R_{thJS} = f(t_p)$

BAT 64-05W



Permissible Pulse Load $I_{Fmax} / I_{FDC} = f(t_p)$

BAT 64-05W





LittleDiode supplies new, hard to find or obsolete electronic components and semiconductors all over the world.

With over two million different components listed you are sure to find the part you need.

Feel free to visit us today at our online store:

LittleDiode.com

Looking forward to providing you with the best possible service.