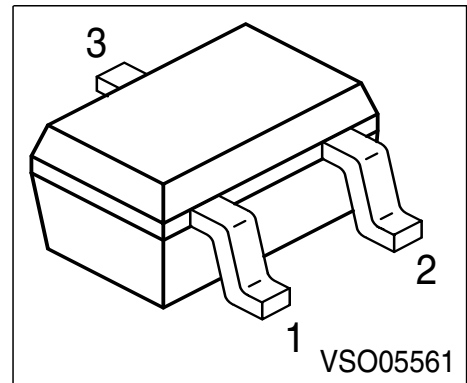
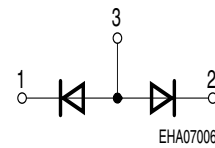
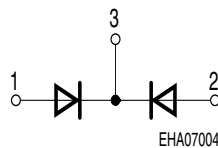
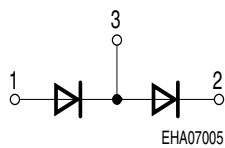
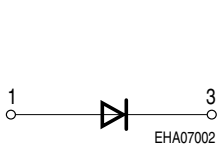


Silicon Schottky Diodes

- For mixer applications in the VHF / UHF range
- For high-speed switching applications


BAT 68W
BAT 68-04W
BAT 68-05W
BAT 68-06W

ESD: Electrostatic discharge sensitive device, observe handling precaution!

Type	Marking	Pin Configuration			Package
BAT 68-04W	84s	1 = A1	2 = C2	3 = C1/A2	SOT-323
BAT 68-05W	85s	1 = A1	2 = A2	3 = C1/2	SOT-323
BAT 68-06W	86s	1 = C1	2 = C2	3 = A1/2	SOT-323
BAT 68W	83s	1 = A1	2 n.c.	3 = C	SOT-323

Maximum Ratings

Parameter	Symbol	Value	Unit
Diode reverse voltage	V_R	8	V
Forward current	I_F	130	mA
Total power dissipation BAT 68W, $T_S = 97\text{ °C}$	P_{tot}	150	mW
BAT 68-04W, -05W, -06W, $T_S = 92\text{ °C}$	P_{tot}	150	
Junction temperature	T_j	150	°C
Operating temperature range	T_{op}	-65 ... 150	
Storage temperature	T_{stg}	-65 ... 150	

Thermal Resistance

Junction - ambient 1) BAT 68W	R_{thJA}	≤ 435	K/W
Junction - ambient 1) BAT 68-04W...	R_{thJA}	≤ 550	
Junction - soldering point BAT 68W	R_{thJS}	≤ 355	
Junction - soldering point BAT 68-04W ...	R_{thJS}	≤ 390	

1) Package mounted on alumina 15mm x 17.6mm x 0.7mm)

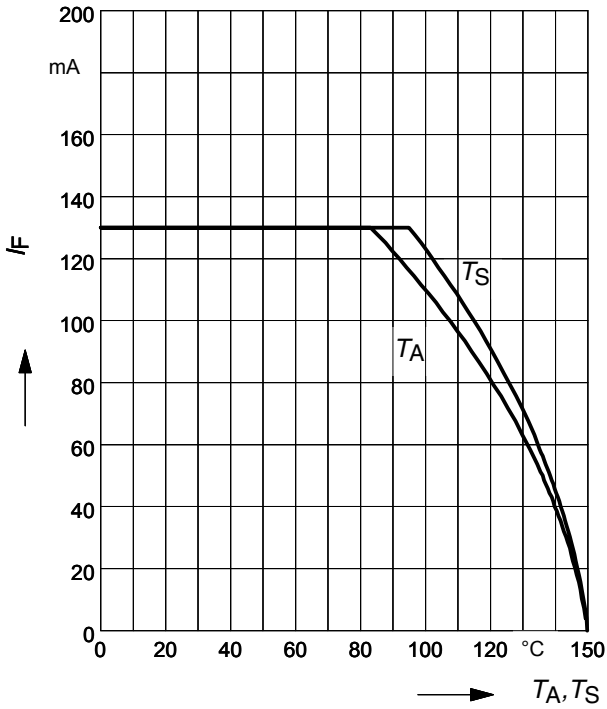
Electrical Characteristics at $T_A = 25\text{ }^\circ\text{C}$, unless otherwise specified.

Parameter	Symbol	Values			Unit
		min.	typ.	max.	
DC characteristics					
Breakdown voltage $I_{(BR)} = 100\text{ }\mu\text{A}$	$V_{(BR)}$	8	-	-	V
Reverse current $V_R = 1\text{ V}$	I_R	-	-	0.1	μA
Reverse current $V_R = 1\text{ V}, T_A = 60\text{ }^\circ\text{C}$	I_R	-	-	1.2	
Forward voltage $I_F = 1\text{ mA}$ $I_F = 10\text{ mA}$	V_F	- 340	318 390	340 500	mV
AC characteristics					
Diode capacitance $V_R = 1\text{ V}, f = 1\text{ MHz}$	C_T	-	-	1	pF
Differential forward resistance $I_F = 5\text{ mA}, f = 10\text{ kHz}$	R_f	-	-	10	Ω

Forward current $I_F = f(T_A^*; T_S)$

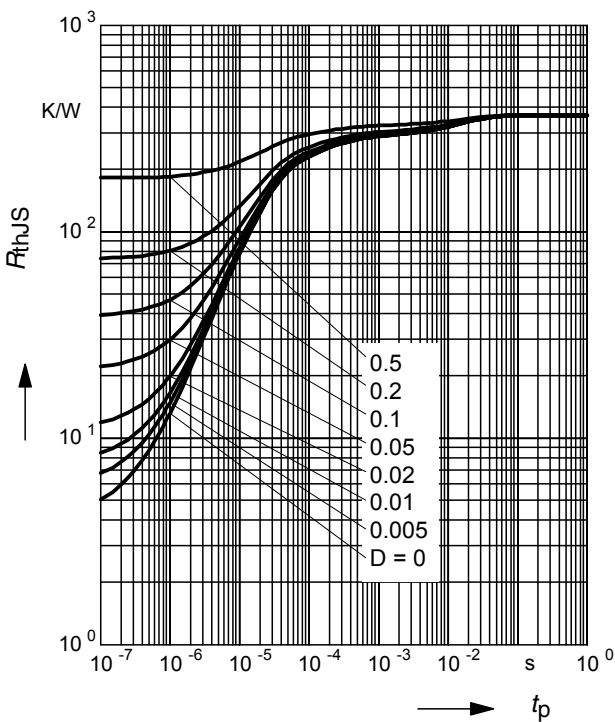
* Package mounted on alumina

BAT 68W



Permissible Pulse Load $R_{thJS} = f(t_p)$

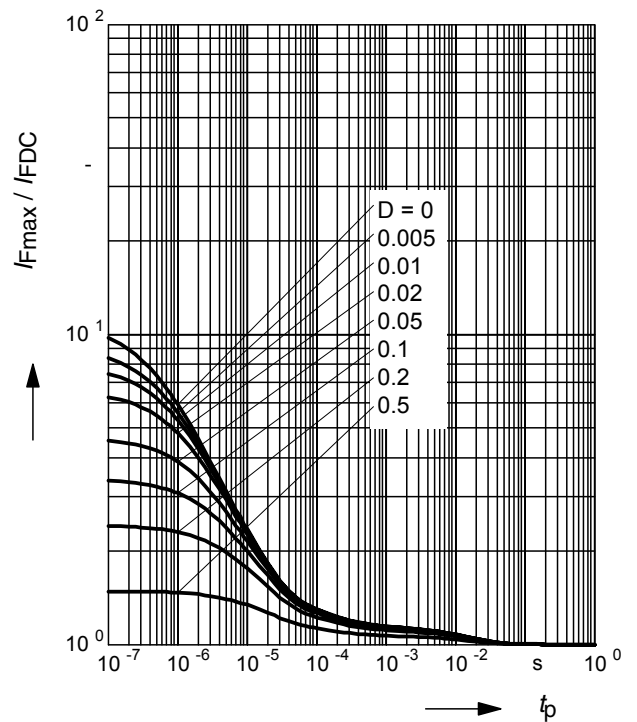
BAT 68W



Permissible Pulse Load

$I_{Fmax} / I_{FDC} = f(t_p)$

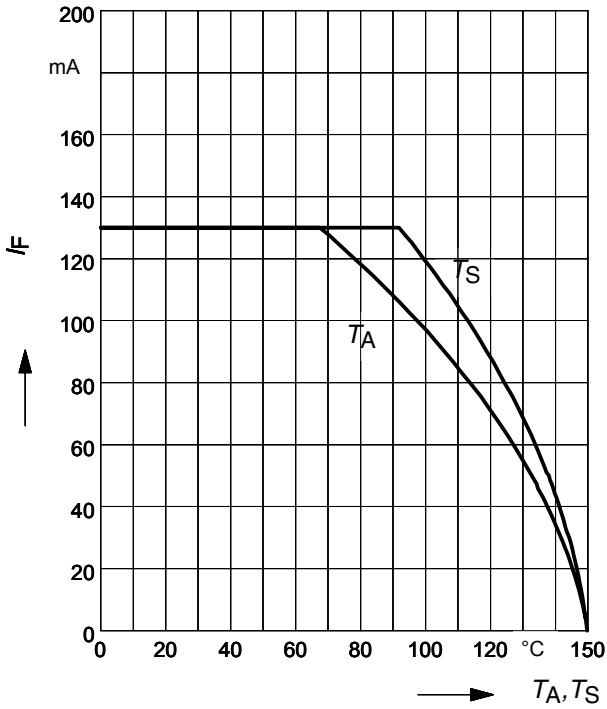
BAT 68W



Forward current $I_F = f(T_A^*; T_S)$

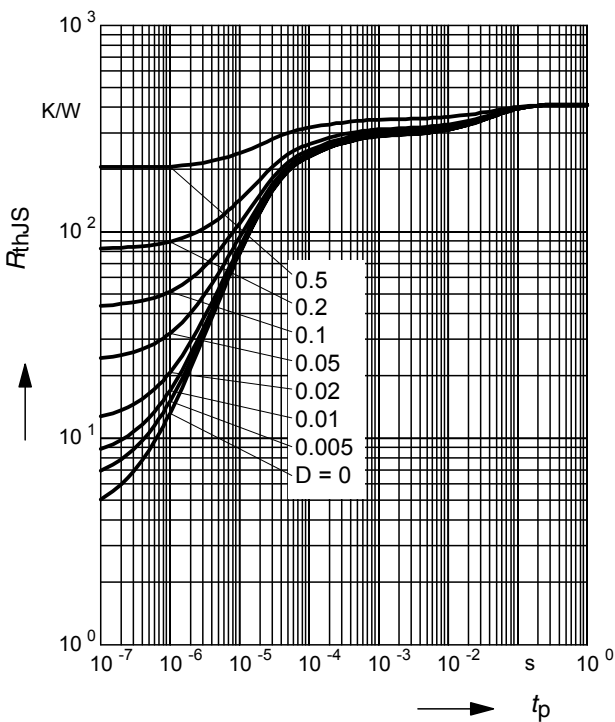
* Package mounted on alumina

BAT 68-04W ...



Permissible Pulse Load $R_{thJS} = f(t_p)$

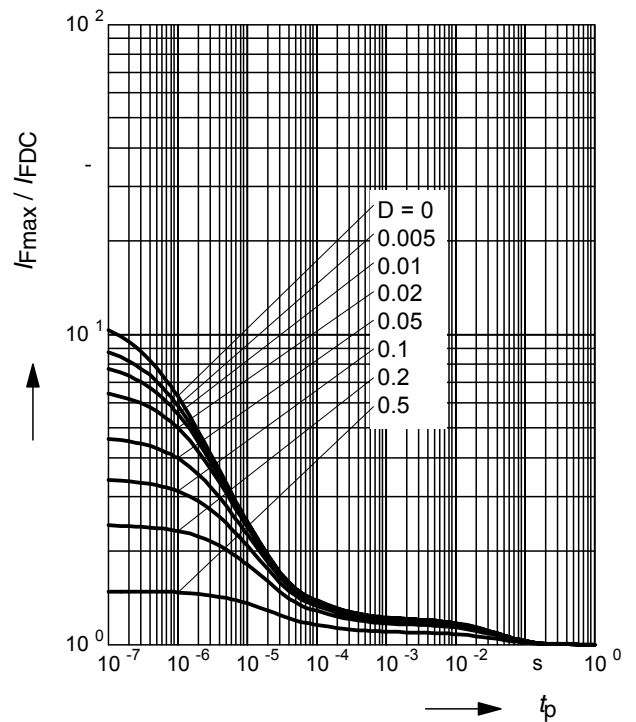
BAT 68-04W ...



Permissible Pulse Load

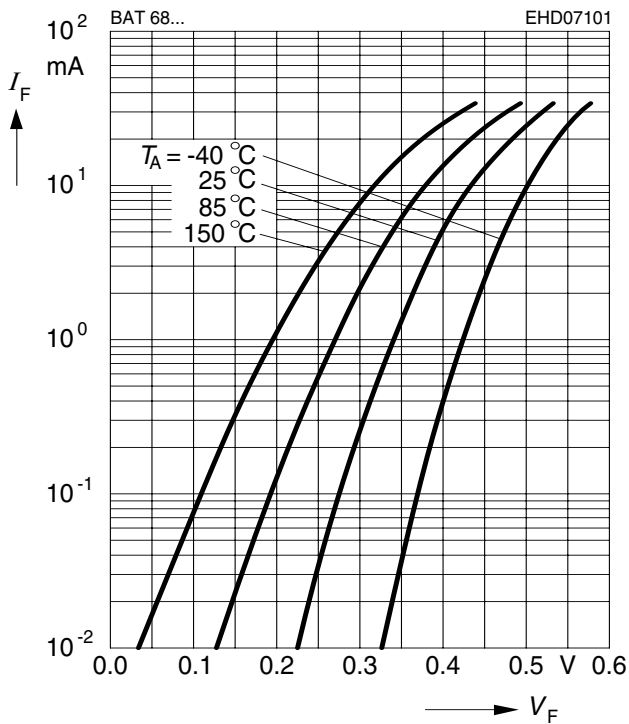
$I_{Fmax} / I_{FDC} = f(t_p)$

BAT 68-04W ...



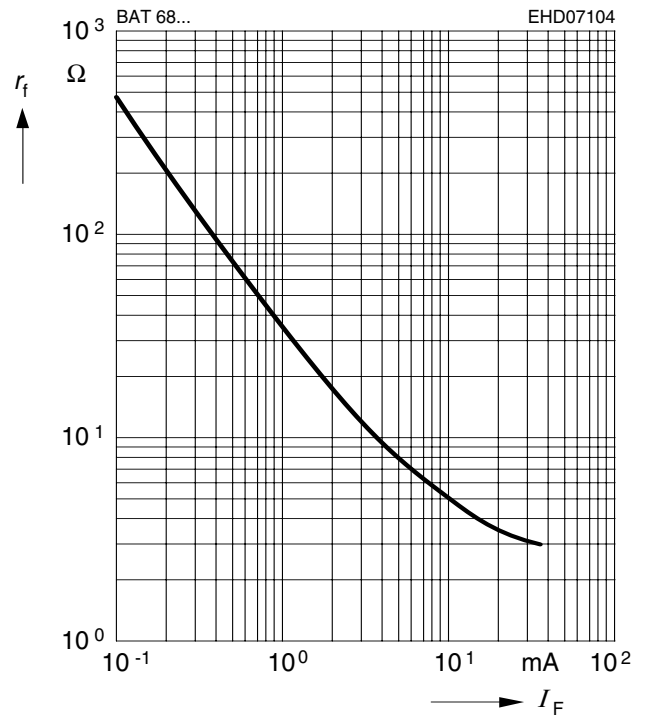
Forward current $I_F = f(V_F)$

$T_A =$ Parameter



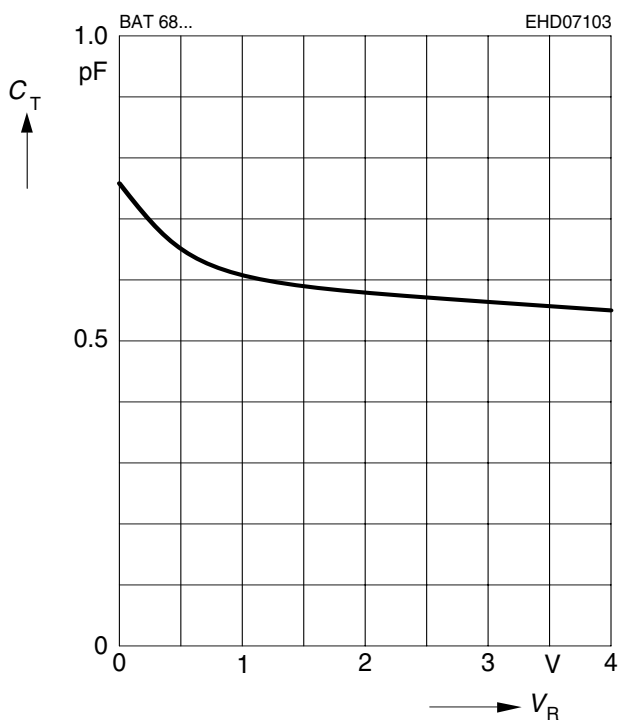
Differential forward resistance $r_f = f(I_F)$

$f = 10$ kHz



Diode capacitance $C_T = f(V_R)$

$f = 1$ MHz





LittleDiode supplies new, hard to find or obsolete electronic components and semiconductors all over the world.

With over two million different components listed you are sure to find the part you need.

Feel free to visit us today at our online store:

LittleDiode.com

Looking forward to providing you with the best possible service.