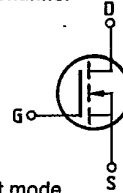


SIEMENS AKTIENGESELLSCHAFT

Main ratings

Drain-source voltage  $V_{DS} = 800$  V  
 Continuous drain current  $I_D = 5,5$  A  
 Drain-source on-resistance  $R_{DS(on)} = 2 \Omega$

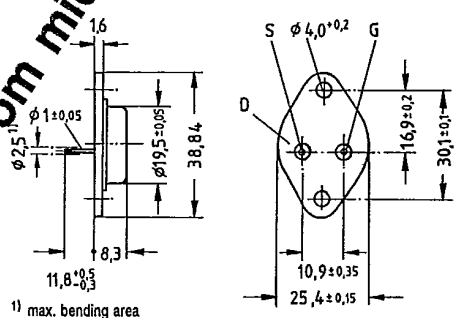
N-Channel



**Description** FREDET with fast-recovery reverse diode, N-channel, enhancement mode  
**Case** Metal case 3A2 in accordance with DIN 41 872, or TO 204 AA (TO 3) in accordance with JEDEC  
 Approx. weight 12 g

Type	Ordering code
BUZ 221	C67078-A1104-A2

Available from mid 1987



Dimensions in mm

Maximum ratings

Description	Symbols	Ratings	Units	Conditions
Drain-source voltage	$V_{DS}$	800	V	
Drain-gate voltage	$V_{DGR}$	800	V	$R_{GS} = 20 \text{ k}\Omega$
Continuous drain current	$I_D$	5,5	A	$T_C = 35 \text{ }^\circ\text{C}$
Pulsed drain current	$I_{Dpuls}$	22	A	$T_C = 25 \text{ }^\circ\text{C}$
Gate-source voltage	$V_{GS}$	$\pm 20$	V	
Max. power dissipation	$P_D$	125	W	$T_C = 25 \text{ }^\circ\text{C}$
Operating and storage temperature range	$T_J$ $T_{stg}$	$-55 \dots +150$	$^\circ\text{C}$	
DIN humidity category		C	-	DIN 40 040
IEC climatic category		55/150/56	-	DIN IEC 68-1

Thermal resistance

Chip - case	$R_{th JC}$	$\leq 1,0$	K/W
Chip - ambient	$R_{th JA}$	$\leq 35$	K/W

## SIEMENS AKTIENGESELLSCHAFT

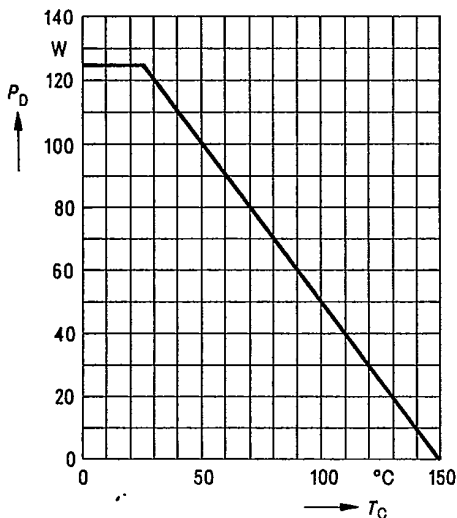
## Electrical characteristics

(at  $T_j = 25^\circ\text{C}$  unless otherwise specified)

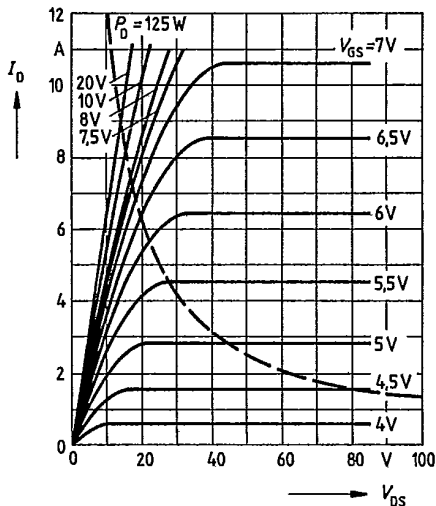
Description	Symbol	Characteristics			Unit	Conditions
		min.	typ.	max.		
<b>Static ratings</b>						
Drain-source breakdown voltage	$V_{(BR)DSS}$	800	—	—	V	$V_{GS} = 0V$ $I_D = 0,25mA$
Gate threshold voltage	$V_{GS(th)}$	2,1	3,0	4,0		$V_{DS} = V_{GS}$ $I_D = 1mA$
Zero gate voltage drain current	$I_{DSS}$	—	20 100	250 1000	$\mu A$	$T_j = 25^\circ\text{C}$ $T_j = 125^\circ\text{C}$ $V_{DS} = 800V$ $V_{GS} = 0V$
Gate-source leakage current	$I_{GSS}$	—	10	100	nA	$V_{GS} = 20V$ $V_{DS} = 0V$
Drain-source on-resistance	$R_{DS(on)}$	—	1,8	2,0	$\Omega$	$V_{GS} = 10V$ $I_D = 4,2A$
<b>Dynamic ratings</b>						
Forward transconductance	$g_{fs}$	1,8	3,4	—	S	$V_{DS} = 25V$ $I_D = 4,2A$
Input capacitance	$C_{iss}$	—	3,9	5,0	nF	$V_{GS} = 0V$
Output capacitance	$C_{oss}$	—	200	350	pF	$V_{DS} = 25V$ $f = 1MHz$
Reverse transfer capacitance	$C_{rss}$	—	80	140		
Turn-on time $t_{on}$ ( $t_{on} = t_{d(on)} + t_r$ )	$t_{d(on)}$ $t_r$	—	60 90	90 140	ns	$V_{CC} = 30V$ $I_D = 2,5A$ $V_{GS} = 10V$ $R_{GS} = 50\Omega$
Turn-off time $t_{off}$ ( $t_{off} = t_{d(off)} + t_f$ )	$t_{d(off)}$ $t_f$	—	330 110	430 140		
<b>Fast-recovery reverse diode</b>						
Continuous reverse drain current	$I_{DR}$	—	—	5,5	A	$T_C = 25^\circ\text{C}$
Pulsed reverse drain current	$I_{DRM}$	—	—	22		
Diode forward on-voltage	$V_{SD}$	—	1,1	1,55	V	$I_F = 2 \times I_{DR}$ $V_{GS} = 0V, T_j = 25^\circ\text{C}$
Reverse recovery time	$t_{rr}$	—	180 220	250 300	ns	$T_j = 25^\circ\text{C}$ $T_j = 150^\circ\text{C}$ $I_F = I_{DR}$ $di/dt = 100A/\mu s$ $V_R = 100V$
Reverse recovery charge	$Q_{rr}$	—	0,65 2,6	1,2 5,0		
Repetitive peak reverse current	$I_{RRM}$	—	—	—	A	$T_j = 25^\circ\text{C}$ $T_j = 150^\circ\text{C}$
		—	15	—		

SIEMENS AKTIENGESELLSCHAFT

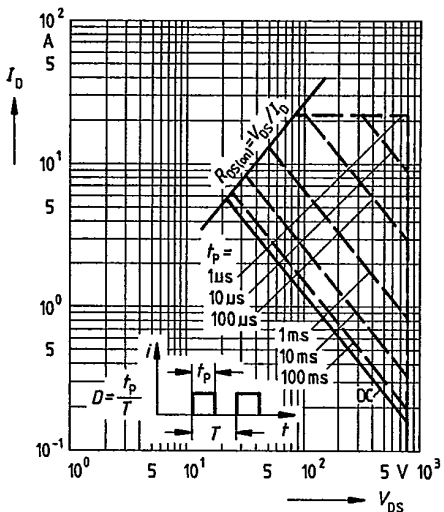
Power dissipation  $P_D = f(T_C)$



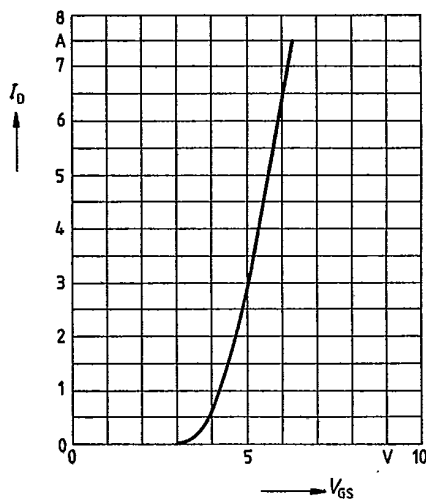
Typical output characteristics  $I_D = f(V_{DS})$   
parameter: 80  $\mu$ s pulse test,  
 $T_J = 25^\circ\text{C}$



Safe operating area  $I_D = f(V_{DS})$   
parameter:  $D = 0.01$ ,  $T_C = 25^\circ\text{C}$



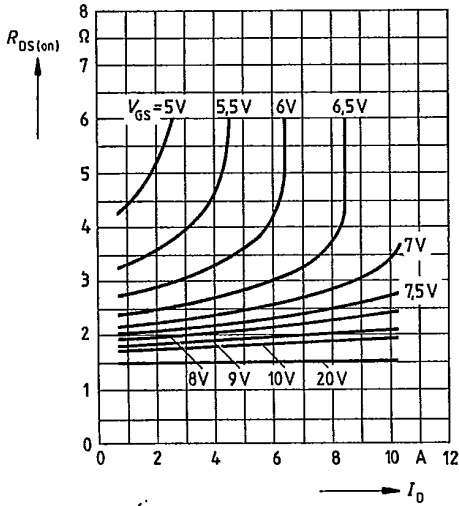
Typical transfer characteristic  $I_D = f(V_{GS})$   
parameter: 80  $\mu$ s pulse test,  
 $V_{DS} = 25\text{V}$ ,  $T_J = 25^\circ\text{C}$



SIEMENS AKTIENGESELLSCHAFT

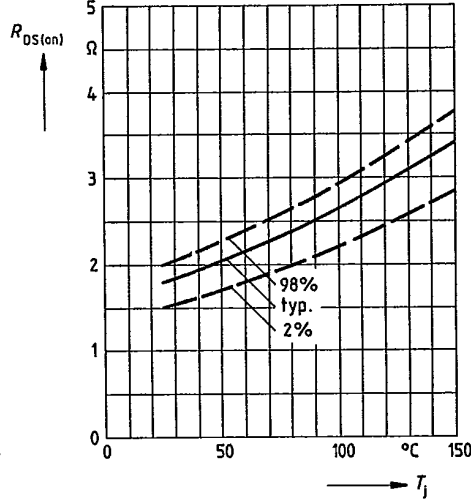
Typical drain-source on-state resistance

$R_{DS(on)} = f(I_D)$   
parameter:  $V_{GS} = 10V, T_j = 25^\circ C$



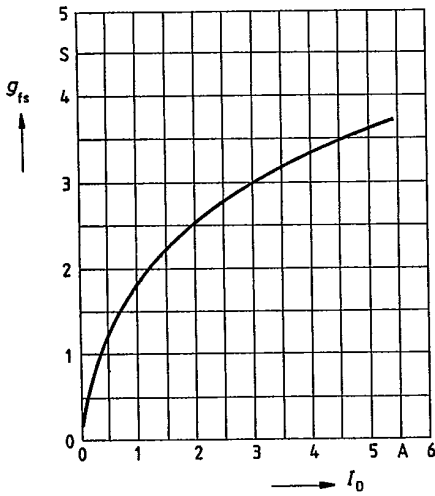
Drain-source on-state resistance

$R_{DS(on)} = f(T_j)$   
parameter:  $I_D = 4.2A, V_{GS} = 10V$   
(spread)



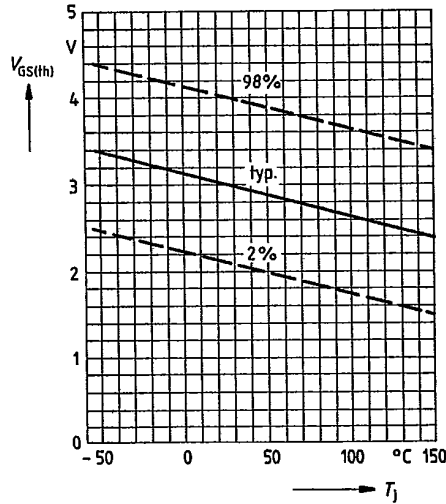
Typical transconductance  $g_{fs} = f(I_D)$

parameter: 80  $\mu s$  pulse test,  
 $V_{DS} = 25V, T_j = 25^\circ C$



Gate threshold voltage  $V_{GS(th)} = f(T_j)$

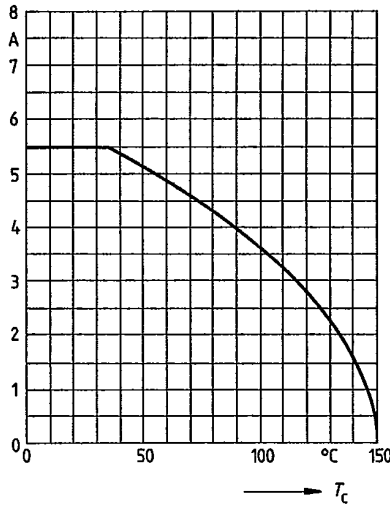
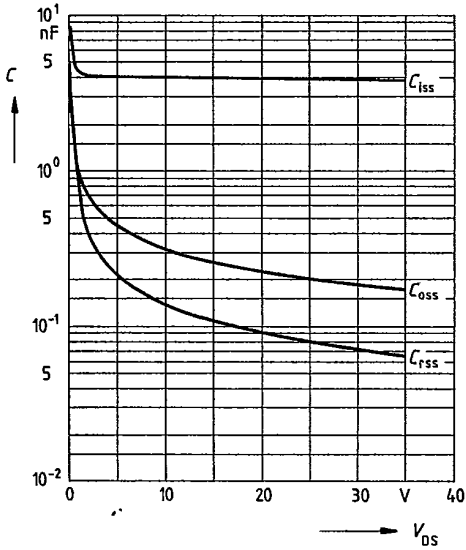
parameter:  $V_{DS} = V_{GS}, I_D = 1mA$   
(spread)



SIEMENS AKTIENGESELLSCHAFT

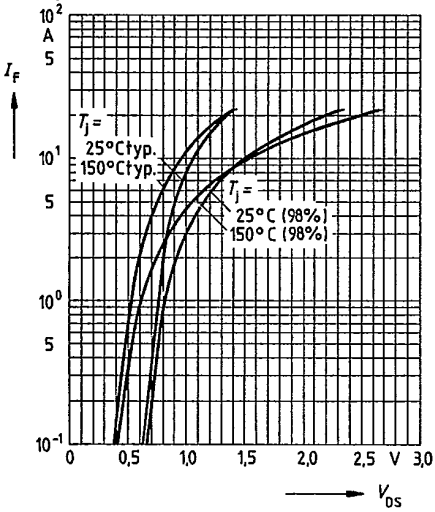
Typical capacitances  $C = f(V_{DS})$   
parameter:  $V_{GS} = 0, f = 1\text{MHz}$

Continuous drain current  $I_D = f(T_C)$   
parameter:  $V_{GS} \geq 10\text{V}$



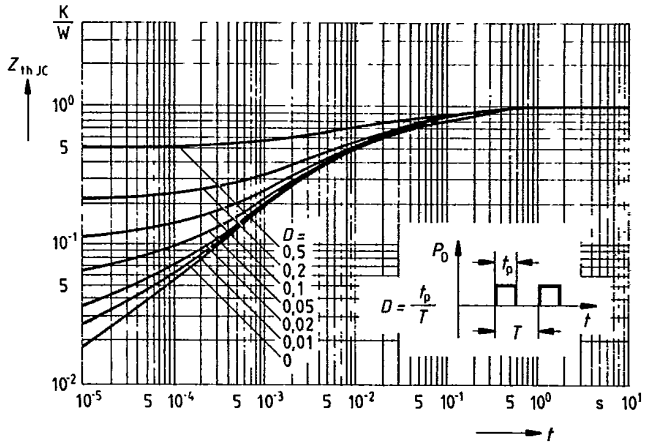
Forward characteristic of reverse diode

$I_F = f(V_{SD})$   
parameter:  $T_j, t_p = 80 \mu\text{s}$   
(spread)

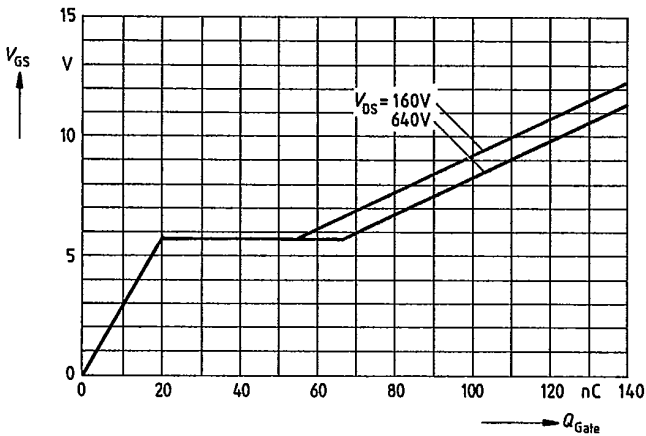


SIEMENS AKTIENGESELLSCHAFT

Transient thermal impedance  $Z_{thJC} = f(t)$   
 parameter:  $D = t_p/T$



Typical gate-charge  $V_{GS} = f(Q_{Gate})$   
 parameter:  $I_{D\ puls} = 9A$





LittleDiode supplies new, hard to find or obsolete electronic components and semiconductors all over the world.

With over two million different components listed you are sure to find the part you need.

Feel free to visit us today at our online store:

[LittleDiode.com](http://LittleDiode.com)

Looking forward to providing you with the best possible service.