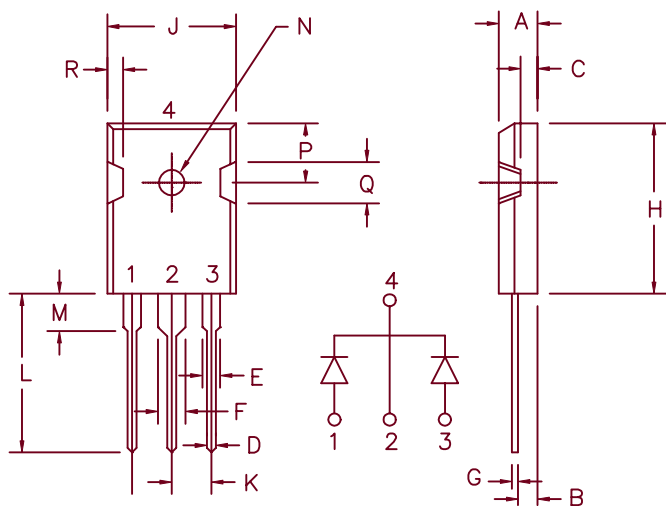


# 30Amp Schottky Barrier Rectifier FST3060



Similar to TO-247AD

Dim.	Inches		Millimeter		Notes
	Minimum	Maximum	Minimum	Maximum	
A	.185	.209	4.70	5.31	
B	.087	.102	2.21	2.59	
C	.059	.098	1.50	2.49	
D	.040	.055	1.02	1.40	
E	.079	.094	2.01	2.39	
F	.118	.133	3.00	3.38	
G	.016	.031	.410	0.78	
H	.819	.883	20.80	22.4	
J	.627	.650	15.93	16.5	
K	.215	—	5.46	—	Typ.
L	.790	.810	20.07	20.6	
M	.157	.180	3.99	4.57	
N	.139	.144	3.53	3.66	Dia.
P	.255	.300	6.48	7.62	
Q	.170	.210	4.32	5.33	
R	.080	.110	2.03	2.79	

Microsemi Catalog  
Number

FST3060

Industry  
Part Number

30CPQ060  
MBR3060WT

Repetitive Peak  
Reverse Voltage

60V

Transient Peak  
Reverse Voltage

60V

- Schottky Barrier Rectifier
- Guard ring for reverse protection
- Low power loss, high efficiency
- High surge capacity
- 175°C Junction Temperature

## Electrical Characteristics

Average Forward Current per pkg.	$I_{F(AV)}$ 30Amps	$T_C = 156^\circ\text{C}$ , Square Wave, $R_{\theta JC} = 0.9^\circ\text{C/W}$
Average Forward Current per leg	$I_{F(AV)}$ 15Amps	$T_C = 156^\circ\text{C}$ , Square Wave, $R_{\theta JC} = 1.8^\circ\text{C/W}$
Maximum Surge Current per leg	$I_{FSM}$ 350 Amps	8.3ms, half sine, $T_J = 175^\circ\text{C}$
Max. Peak Forward Voltage per leg	$V_{FM}$ .56 Volts	$I_{FM} = 15\text{A}$ , $T_J = 175^\circ\text{C}^*$
Max. Peak Forward Voltage per leg	$V_{FM}$ .72 Volts	$I_{FM} = 15\text{A}$ , $T_J = 25^\circ\text{C}^*$
Max. Peak Reverse Current per leg	$I_{RM}$ 15 mA	$V_{RRM}$ , $T_J = 125^\circ\text{C}^*$
Max. Peak Reverse Current per leg	$I_{RM}$ 500 $\mu\text{A}$	$V_{RRM}$ , $T_J = 25^\circ\text{C}$
Typical Junction Capacitance per leg	$C_J$ 660 pF	$V_R = 5.0\text{V}$ , $T_J = 25^\circ\text{C}$

\*Pulse test: Pulse width 300  $\mu\text{sec}$ , Duty cycle 2%

## Thermal and Mechanical Characteristics

Storage temp range	$T_{STG}$	$-55^\circ\text{C}$ to $175^\circ\text{C}$
Operating junction temp range	$T_J$	$-55^\circ\text{C}$ to $175^\circ\text{C}$
Max thermal resistance per leg	$R_{\theta JC}$	$1.8^\circ\text{C/W}$
Max thermal resistance per pkg.	$R_{\theta JC}$	$0.9^\circ\text{C/W}$
Mounting Torque		10 inch pounds maximum (4-40 screw)
Weight		.22 ounces (6.36 grams) typical

# FST3060

Figure 1  
Typical Forward Characteristics – Per Leg

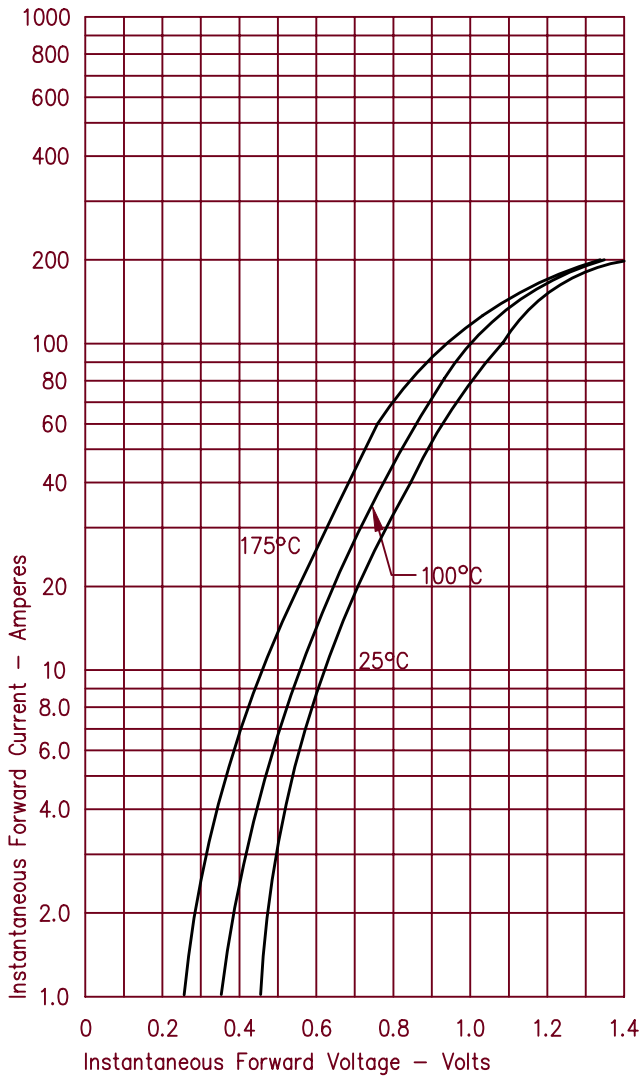


Figure 3  
Typical Junction Capacitance – Per Leg

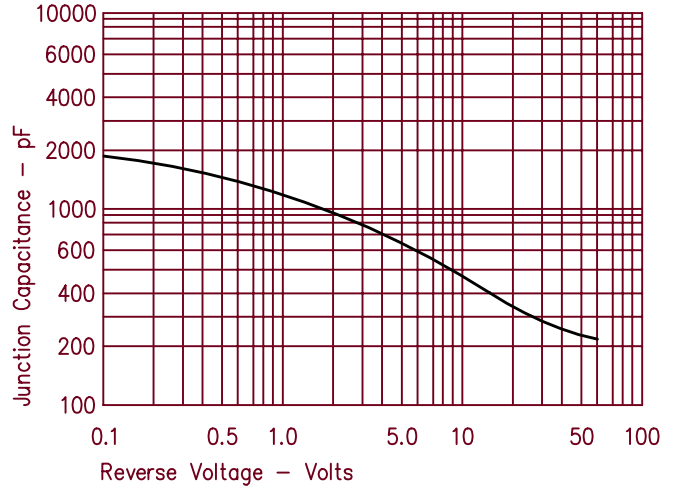


Figure 4  
Forward Current Derating – Per Leg

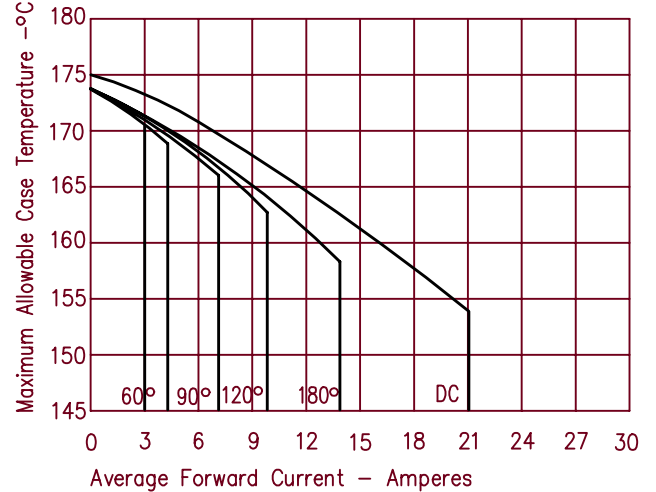


Figure 2  
Typical Reverse Characteristics – Per Leg

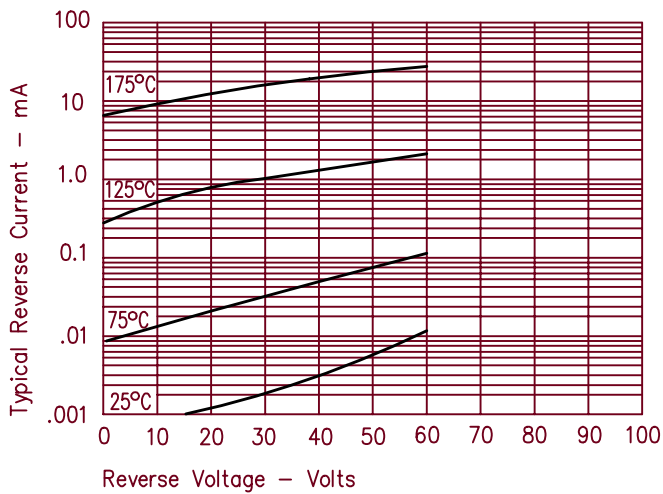
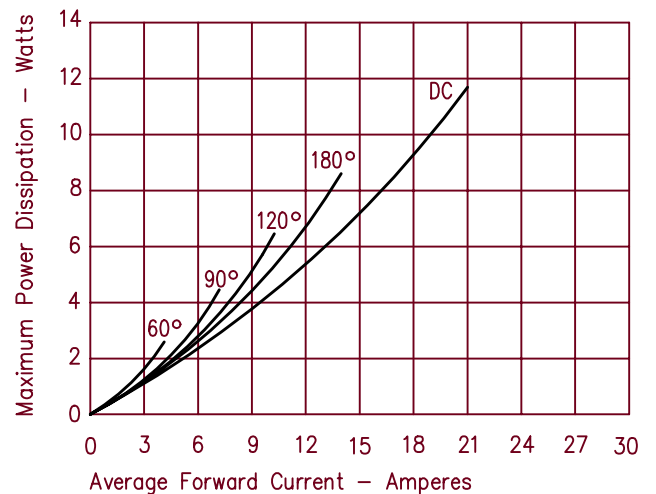


Figure 5  
Maximum Forward Power Dissipation – Per Leg





LittleDiode supplies new, hard to find or obsolete electronic components and semiconductors all over the world.

With over two million different components listed you are sure to find the part you need.

Feel free to visit us today at our online store:

[LittleDiode.com](http://LittleDiode.com)

Looking forward to providing you with the best possible service.