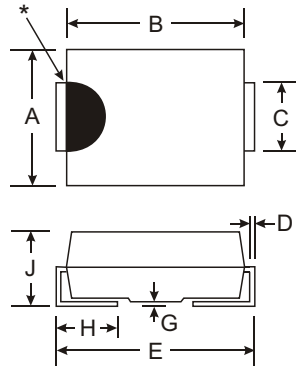


Features

- Guard Ring Die Construction for Transient Protection
- Ideally Suited for Automatic Assembly
- Low Power Loss, High Efficiency
- Surge Overload Rating to 100A Peak
- For Use in Low Voltage, High Frequency Inverters, Free Wheeling, and Polarity Protection Application



Dim	SMA		SMB		SMC	
	Min	Max	Min	Max	Min	Max
A	2.29	2.92	3.30	3.94	5.59	6.22
B	4.00	4.60	4.06	4.57	6.60	7.11
C	1.27	1.63	1.96	2.21	2.75	3.18
D	0.15	0.31	0.15	0.31	0.15	0.31
E	4.80	5.59	5.00	5.59	7.75	8.13
G	0.10	0.20	0.10	0.20	0.10	0.20
H	0.76	1.52	0.76	1.52	0.76	1.52
J	2.01	2.62	2.00	2.62	2.00	2.62
All Dimensions in mm						

Mechanical Data

- Case: Molded Plastic
- Plastic Material - UL Flammability Classification 94V-0
- Moisture sensitivity: Level 1 per J-STD-020A
- Terminals: Solder Plated Terminal - Solderable per MIL-STD-202, Method 208
- Also Available in Lead Free Plating (Matte Tin Finish). Please See Ordering Information, Note 5, on Page 3
- Polarity: Cathode Band
- Approx. Weight: SMA 0.064 grams
SMB 0.093 grams
SMC 0.21 grams
- Marking: Type Number (See Page 3)

"A" Suffix Designates SMA Package

"B" Suffix Designates SMB Package

No Suffix Designates SMC Package

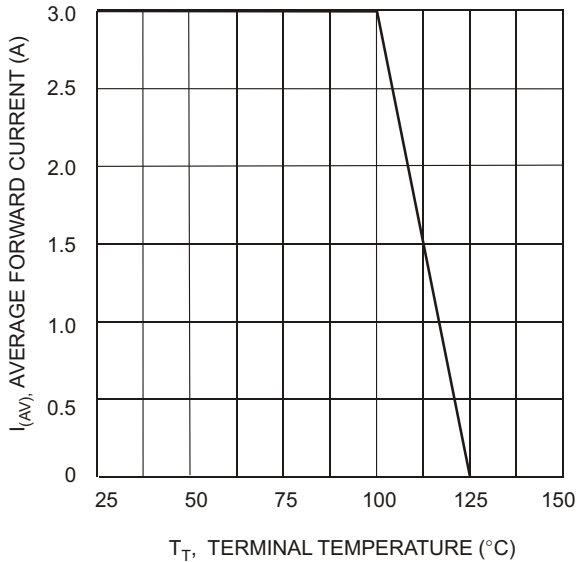
*: Note: Device may have a semicircular indentation/notch on one side of the device (as shown).

Maximum Ratings and Electrical Characteristics @ T_A = 25°C unless otherwise specified

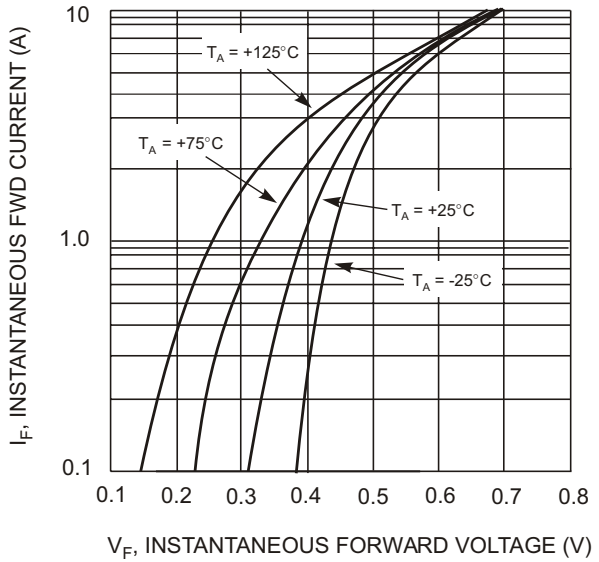
Single phase, half wave, 60Hz, resistive or inductive load.
For capacitive load, derate current by 20%.

Characteristic	Symbol	B320/A/B	B330/A/B	B340/A/B	B350/A/B	B360/A/B	Unit
Peak Repetitive Reverse Voltage Working Peak Reverse Voltage DC Blocking Voltage	V _{RRM} V _{RWM} V _R	20	30	40	50	60	V
RMS Reverse Voltage	V _{R(RMS)}	14	21	28	35	42	V
Average Rectified Output Current @ T _T = 100°C	I _O	3.0					A
Non-Repetitive Peak Forward Surge Current, 8.3ms single half sine-wave superimposed on rated load (JEDEC Method)	I _{FSM}	100					A
Forward Voltage (Note 3) @ I _F = 3.0A	V _{FM}	0.50		0.70			V
Peak Reverse Current @ T _A = 25°C at Rated DC Blocking Voltage (Note 3) @ T _A = 100°C	I _{RM}	0.5 20					mA
Typical Capacitance (Note 2)	C _T	250					pF
Typical Thermal Resistance, Junction to Terminal (Note 1)	R _{θJT}	10					°C/W
Typical Thermal Resistance, Junction to Ambient	R _{θJA}	50					°C/W
Operating Temperature Range	T _j	-55 to +125					°C
Storage Temperature Range	T _{STG}	-55 to +150					°C

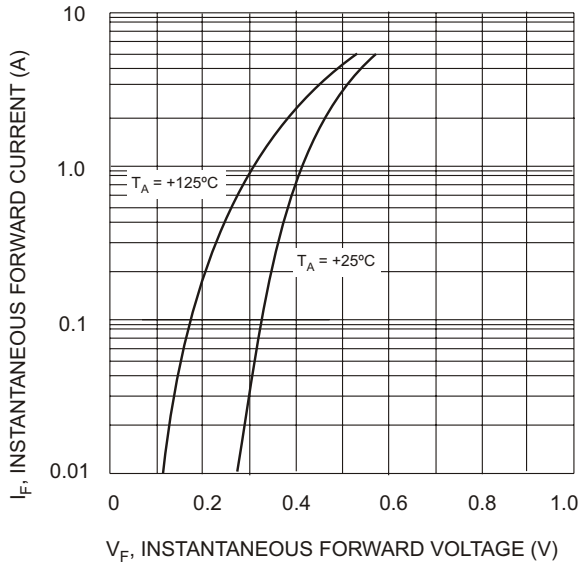
- Notes:
1. Thermal Resistance: Junction to terminal, unit mounted on PC board with 5.0 mm² 0.013 mm thick) copper pad as heat sink.
 2. Measured at 1.0 MHz and applied reverse voltage of 4.0V DC.
 3. Short duration test pulse used to minimize self-heating effect.



T_T , TERMINAL TEMPERATURE ($^{\circ}\text{C}$)
Fig. 1 Forward Current Derating Curve



V_F , INSTANTANEOUS FORWARD VOLTAGE (V)
Fig. 2 Typical Forward Characteristics - B320/A/B thru B340/A/B



V_F , INSTANTANEOUS FORWARD VOLTAGE (V)
Fig. 3 Typ. Forward Characteristics - B350/A/B thru B360/A/B

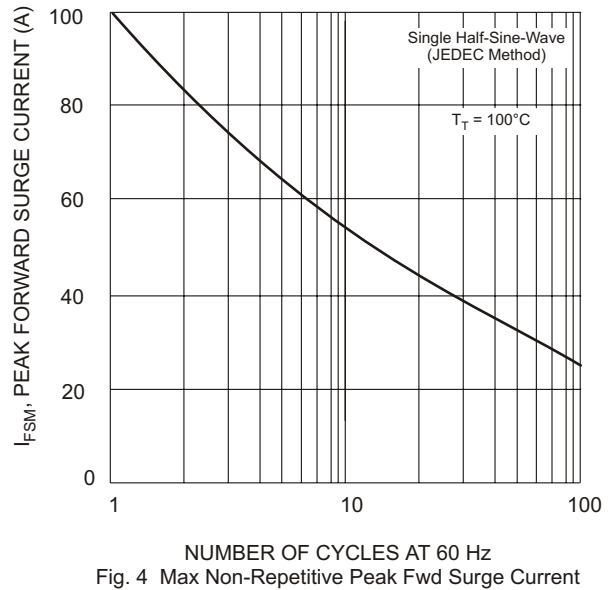
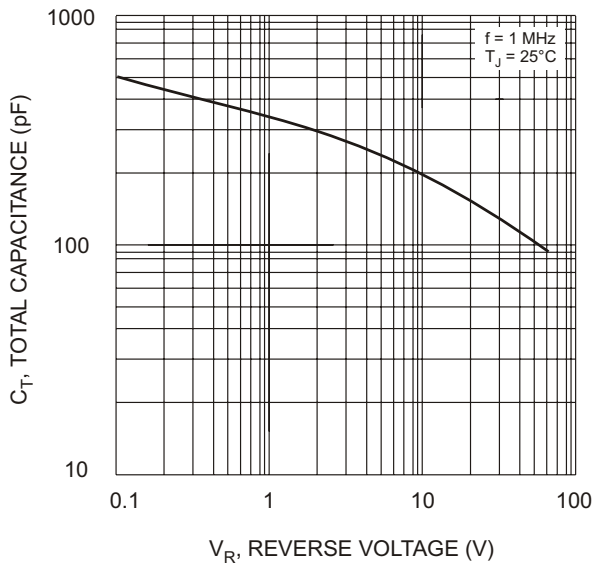
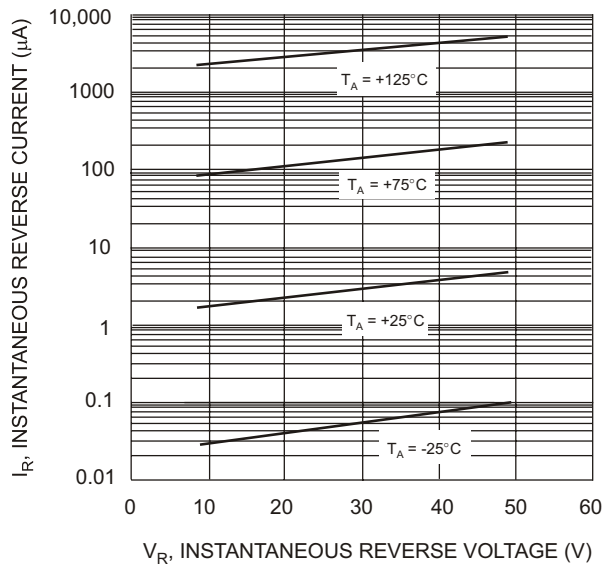


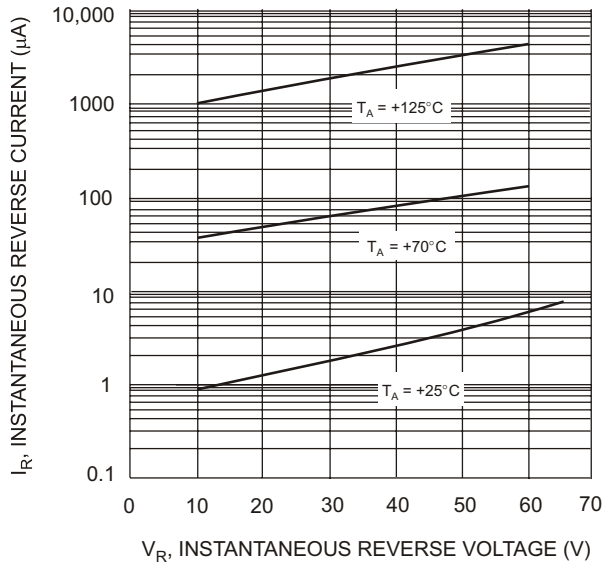
Fig. 4 Max Non-Repetitive Peak Fwd Surge Current



V_R , REVERSE VOLTAGE (V)
Fig. 5 Typical Capacitance



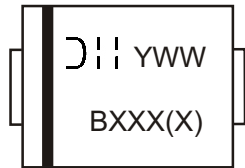
V_R , INSTANTANEOUS REVERSE VOLTAGE (V)
Fig. 6 Typical Reverse Characteristics, B320/A/B thru B340/A/B



Ordering Information (Note 4 & 5)

Device*	Packaging	Shipping
B3XXA-13	SMA	5000/Tape & Reel
B3XXB-13	SMB	3000/Tape & Reel
B3XX-13	SMC	3000/Tape & Reel

- Notes:
4. For Packaging Details, go to our website at <http://www.diodes.com/datasheets/ap02007.pdf>.
 - * xx = Device type, e.g. B320A-13 (SMA package); B320B-13 (SMB package); B320-13 (SMC Package).
 5. For lead free terminal plating part number, please add "-F" suffix to part number above. Example: B320A-13-F.



BXXX = Product type marking code, ex: B320 (SMC package)
 BXXXX = Product type marking code, ex: B320A (SMA package)
 DII = Manufacturers' code marking
 YWW = Date code marking
 Y = Last digit of year ex: 2 for 2002
 WW = Week code 01 to 52

Note: Device has a cathode band (as shown above) and may also have a cathode notch (as shown on Page 1).



LittleDiode supplies new, hard to find or obsolete electronic components and semiconductors all over the world.

With over two million different components listed you are sure to find the part you need.

Feel free to visit us today at our online store:

LittleDiode.com

Looking forward to providing you with the best possible service.