

TOSHIBA (DISCRETE/OPTO)

39 DE 9097250 0002242 9

1S2711 1500V 1.5A

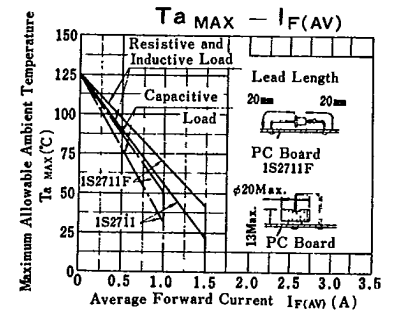
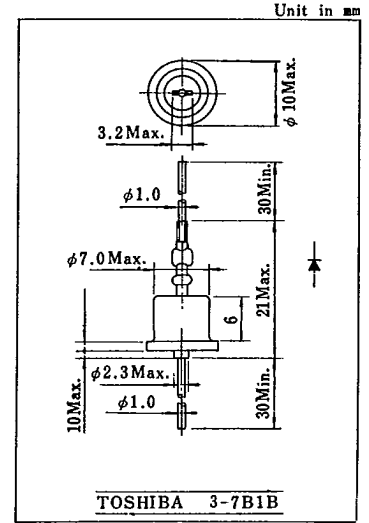
MAXIMUM RATINGS

CHARACTERISTIC	SYMBOL	RATING	UNIT
Repetitive Peak Reverse Voltage	V _{RRM}	1500	V
Non-Repetitive Peak Reverse Voltage	V _{RSM}	1600	V
Average Forward Current (T _a =20°C)	I _{F(AV)}	1.5	A
Peak One Cycle Surge Forward Current (Non-Repetitive)	I _{FSM}	60(50Hz)	A
Junction Temperature	T _j	-40~125	°C
Storage Temperature Range	T _{stg}	-40~150	°C

ELECTRICAL CHARACTERISTICS

CHARACTERISTIC	SYMBOL	CONDITION	MIN.	TYP.	MAX.	UNIT
Peak Forward Voltage	V _{FM}	I _{FM} =2.0A, T _j =25°C	-	-	1.2	V
Repetitive Peak Reverse Current	I _{RRM} (1)	V _{RRM} =Rated, T _j =25°C	-	-	10	μA
	I _{RRM} (2)	V _{RRM} =Rated, T _j =125°C	-	-	600	
Reverse Recovery Time	t _{rr}	I _F =20mA, I _R =1mA, T _j =25°C	-	-	20	μs
Forward Recovery Voltage	V _{fr}	I _F =0.1A, t _r =100ns, t _p =5μs, T _j =25°C	-	-	5	V

- Notes : 1. Soldering : 5mm is the minimum to be kept between case and soldering part.
 2. Lead Bending : 5mm is the minimum to be kept from the case when bend the lead wire.



3JH61 600V 3A

MAXIMUM RATINGS

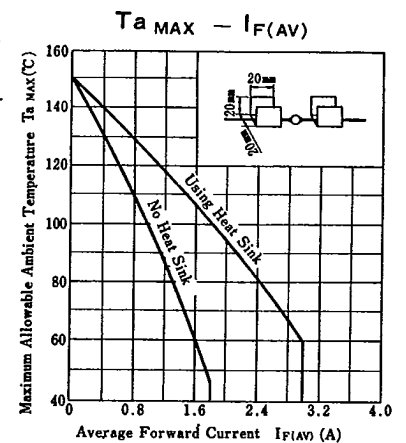
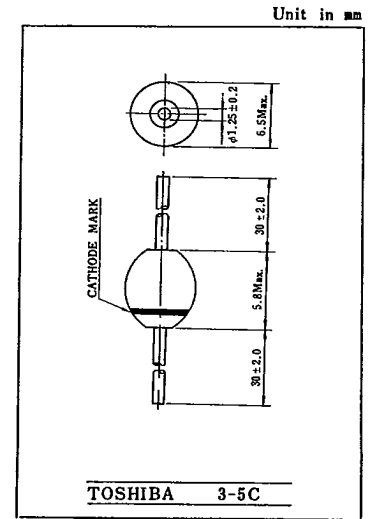
CHARACTERISTIC	SYMBOL	RATING	UNIT
Repetitive Peak Reverse Voltage	3BH61	100	V
	3DH61	200	
	3GH61	400	
	3JH61	600	
Average Forward Current	I _{F(AV)}	1.5 * 1	A
		3.0 * 2	
Peak One Cycle Surge Forward Current (Non-Repetitive)	I _{FSM}	60(50Hz)	A
Junction Temperature	T _j	-40~150	°C
Storage Temperature Range	T _{stg}	-40~150	°C

- * 1 No Heat Sink * 2 With Heat Sink

ELECTRICAL CHARACTERISTICS

CHARACTERISTIC	SYMBOL	CONDITION	MIN.	TYP.	MAX.	UNIT
Peak Forward Voltage	V _{FM}	I _{FM} =3A, T _j =25°C	-	-	1.4	V
Repetitive Peak Reverse Current	I _{RRM} (1)	V _{RRM} = Rated, T _j = 25°C	-	-	20	μA
	I _{RRM} (2)	V _{RRM} = Rated, T _j = 150°C	-	-	3000	
Reverse Recovery Time	t _{rr} (1)	I _F =20mA, I _R =1mA, T _j =25°C	-	-	1.5	μs
	t _{rr} (2)	I _F =20mA, I _R =20mA, T _j =25°C	-	-	0.5	
Forward Recovery Voltage	V _{fr}	I _F =0.1A, t _p =5μs, T _j =25°C	-	-	10	V

- Notes : 1. Soldering : 5mm is the minimum to be kept between case and soldering part.
 2. Lead Bending : 5mm is the minimum to be kept from the case when bend the lead wire.



30

This datasheet has been downloaded from:

www.DatasheetCatalog.com

Datasheets for electronic components.



LittleDiode supplies new, hard to find or obsolete electronic components and semiconductors all over the world.

With over two million different components listed you are sure to find the part you need.

Feel free to visit us today at our online store:

LittleDiode.com

Looking forward to providing you with the best possible service.