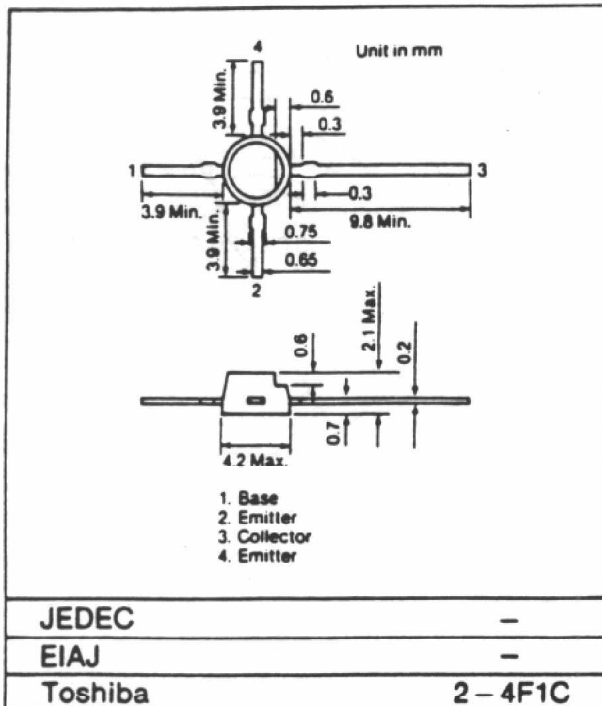


TOSHIBA TRANSISTOR SILICON NPN EPITAXIAL PLANAR TYPE VHF-UHF BAND LOW NOISE AMPLIFIER APPLICATIONS



Marking: ME Weight: 0.08 g

Features:

- $NF = 1.5 \text{ dB}$, $S_{21e}^2 = 16.5 \text{ dB}$ ($f = 500 \text{ MHz}$)
- $NF = 1.7 \text{ dB}$, $S_{21e}^2 = 11 \text{ dB}$ ($f = 1000 \text{ MHz}$)

Maximum Ratings ($T_a = 25^\circ\text{C}$)

Characteristic	Symbol	Rating	Unit
Collector-Base Voltage	V_{CBO}	17	V
Collector-Emitter Voltage	V_{CEO}	12	V
Emitter-Base Voltage	V_{EBO}	3	V
Base Current	I_B	30	mA
Collector Current	I_C	70	mA
Collector Power Dissipation	P_C	200	mW
Junction Temperature	T_J	125	$^\circ\text{C}$
Storage Temperature Range	T_{stg}	-55~125	$^\circ\text{C}$

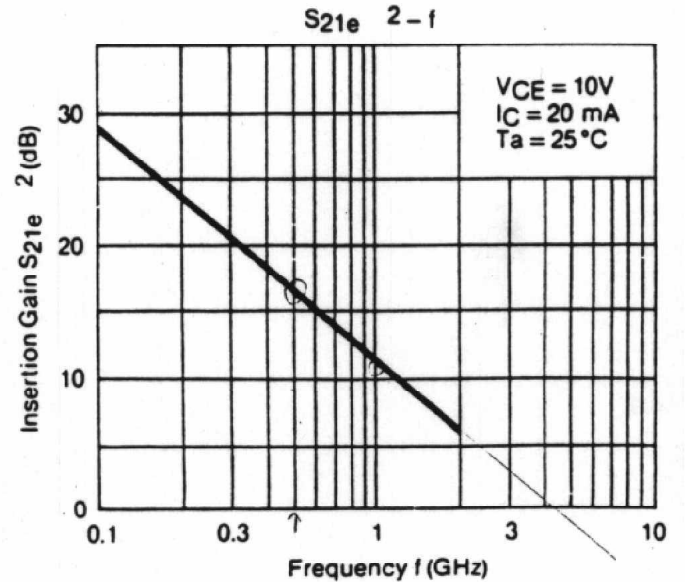
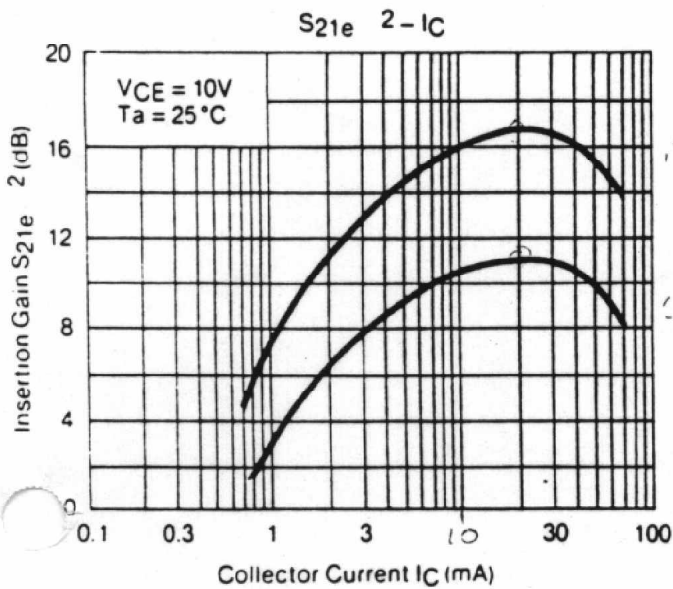
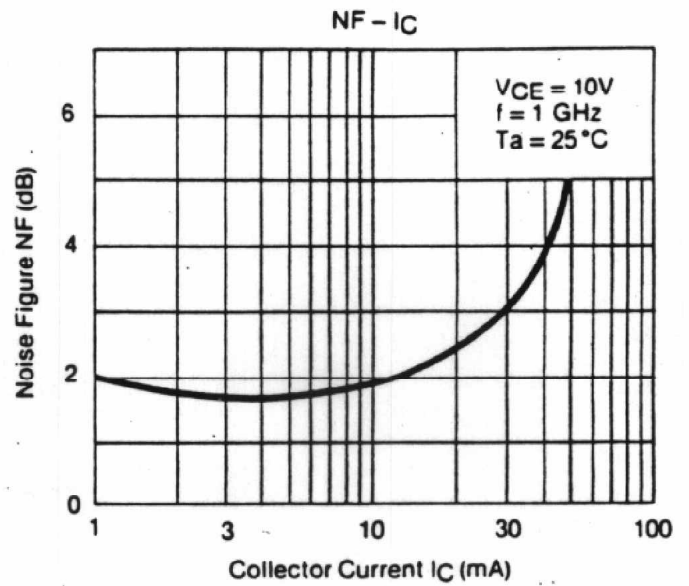
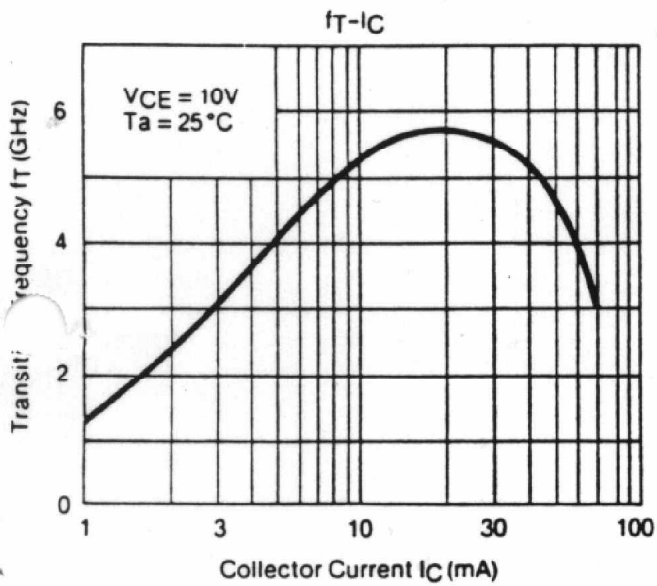
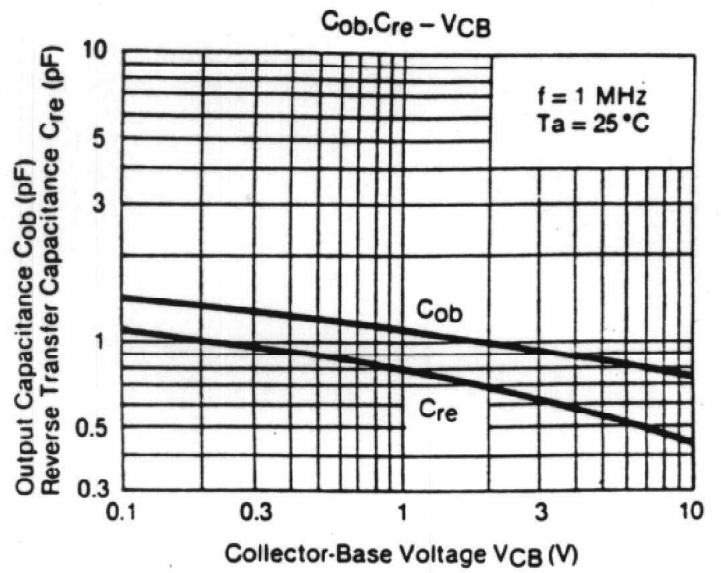
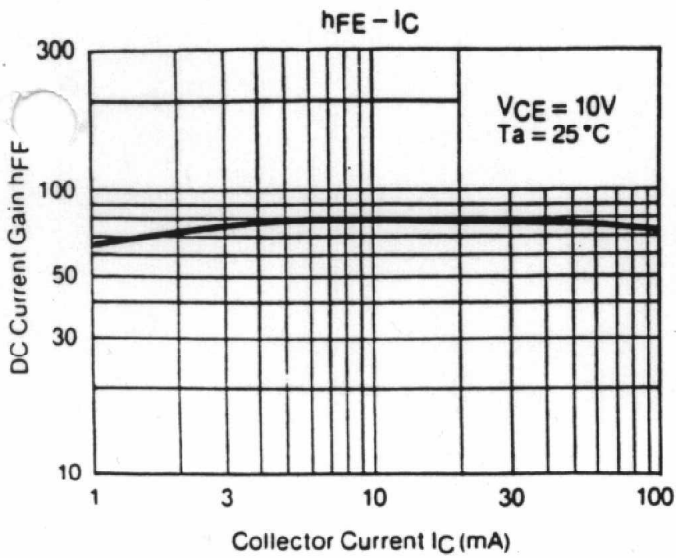
Microwave Characteristics ($T_a = 25^\circ\text{C}$)

Characteristic	Symbol	Test Condition	Min	Typ	Max	Unit
Transition Frequency	f_T	$V_{CE} = 10\text{V}$, $I_C = 20 \text{ mA}$	-	5	-	GHz
Insertion Gain	$S_{21e}^2(1)$	$V_{CE} = 10\text{V}$, $I_C = 20 \text{ mA}$, $f = 500 \text{ MHz}$	-	16.5	-	dB
	$S_{21e}^2(2)$	$V_{CE} = 10\text{V}$, $I_C = 20 \text{ mA}$, $f = 1 \text{ GHz}$	-	11	-	dB
Noise Figure	NF (1)	$V_{CE} = 10\text{V}$, $I_C = 5 \text{ mA}$, $f = 500 \text{ MHz}$	-	1.5	-	dB
	NF (2)	$V_{CE} = 10\text{V}$, $I_C = 5 \text{ mA}$, $f = 1 \text{ GHz}$	-	1.7	-	dB

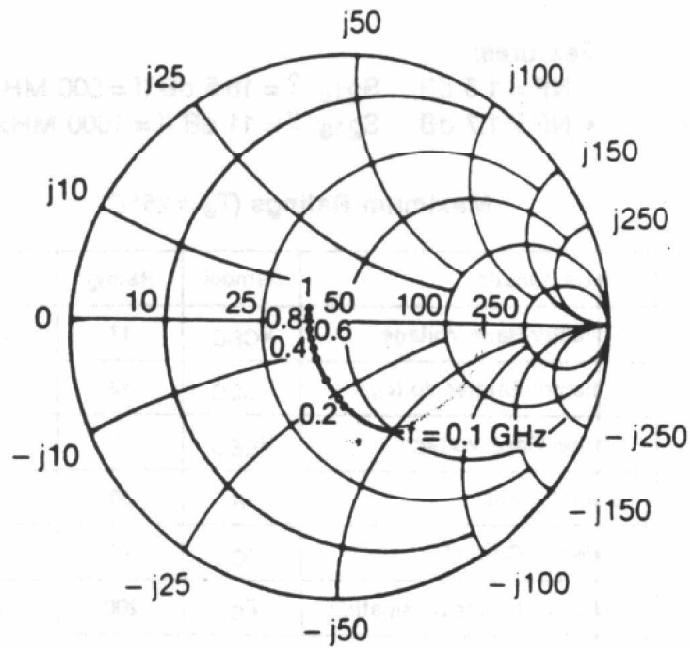
Electrical Characteristics ($T_a = 25^\circ\text{C}$)

Characteristic	Symbol	Test Condition	Min	Typ	Max	Unit
Collector Cut-off Current	I_{CBO}	$V_{CB} = 10\text{V}$, $I_E = 0$	-	-	1	μA
Emitter Cut-off Current	I_{EBO}	$V_{EB} = 1\text{V}$, $I_C = 0$	-	-	1	μA
DC Current Gain	h_{FE}	$V_{CE} = 10\text{V}$, $I_C = 20\text{mA}$	25	-	-	
Output Capacitance	C_{ob}	$V_{CB} = 10\text{V}$, $I_C = 0$, $f = 1 \text{ MHz}$	-	0.8	-	pF
Reverse Transfer Capacitance	C_{re}	(Note)	-	0.45	-	pF

Note: C_{re} is measured by 3 terminal method with Capacitance Bridge.

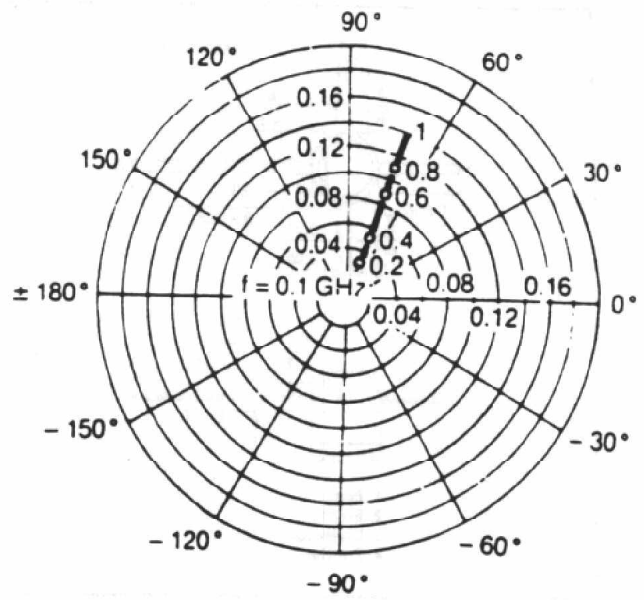


VCE = 10V
 IC = 20 mA
 Ta = 25°C



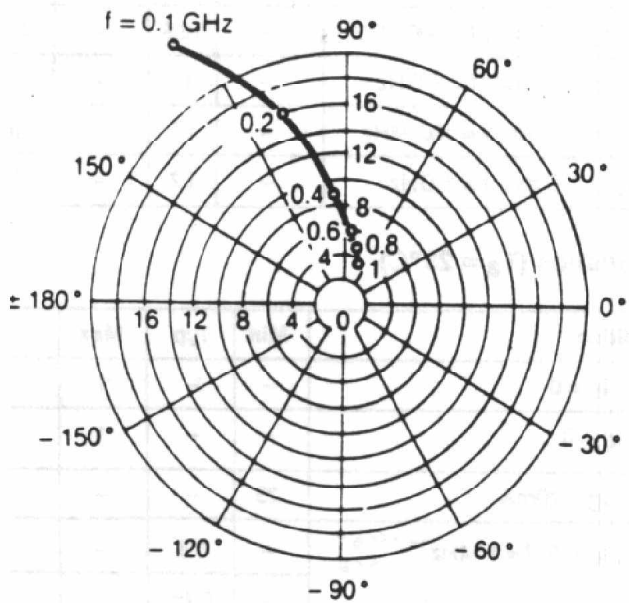
S11e
 (Unit: Ω)

VCE = 10V
 IC = 20 mA
 Ta = 25°C



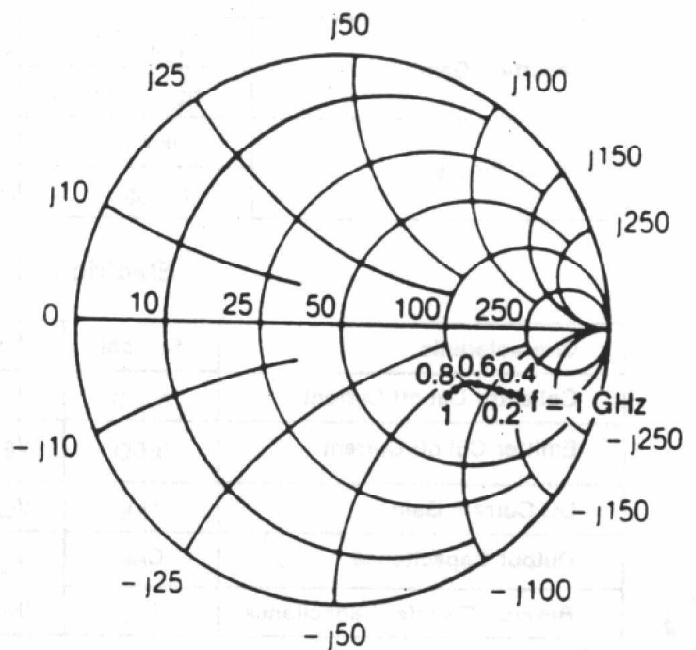
S12e

VCE = 10V
 IC = 20 mA
 Ta = 25°C



S21e

VCE = 10V
 IC = 20 mA
 Ta = 25°C



S22e
 (Unit: Ω)

This datasheet has been downloaded from:

www.DatasheetCatalog.com

Datasheets for electronic components.



LittleDiode supplies new, hard to find or obsolete electronic components and semiconductors all over the world.

With over two million different components listed you are sure to find the part you need.

Feel free to visit us today at our online store:

LittleDiode.com

Looking forward to providing you with the best possible service.