

- 1N6638US, 1N6642US, 1N6643US AVAILABLE IN JAN, JANTX, JANTXV AND JANS PER MIL-PRF-19500/578
- 1N6638U, 1N6642U, 1N6643U AVAILABLE IN JAN, JANTX, JANTXV AND JANS PER MIL-PRF-19500/578
- SWITCHING DIODES
- NON-CAVITY GLASS PACKAGE
- METALLURGICALLY BONDED

1N6638U & US  
1N6642U & US  
1N6643U & US

## MAXIMUM RATINGS

Operating Temperature: -65°C to +175°C  
Storage Temperature: -65°C to +175°C  
Operating Current: 300 mA  
Derating: 4.6 mA/°C Above  $T_{EC} = +110^{\circ}C$   
Surge Current:  $I_{FSM} = 2.5A$ , half sine wave,  $P_W = 8.3ms$

## ELECTRICAL CHARACTERISTICS @ 25°C, unless otherwise specified.

TYPES	$V_{BR}$ @ $I_R$ =100 $\mu A$	$V_{RWM}$	$V_{F1}$ $I_{FM}$ =10 mA (Pulsed)	$V_{F2}$ @ $I_{F2}$ (Pulsed)		$t_{fr}$ $I_F$ =50 mA	$t_{rr}$ $I_R = 10$ mA $I_F = 10$ mA $I_{REC} = 1$ mA
	V (pk)	V (pk)	V dc	V dc	mA	ns	ns
1N6638U & US	150	125	0.8	1.1	200	20	4.5
1N6642U & US	100	75	1.0	1.2	100	20	5.0
1N6643U & US	75	50	1.0	1.2	100	20	6.0

TYPES	$I_{R1}$	$I_{R2}$	$I_{R3}$	$I_{R4}$	$C_{T1}$	$C_{T2}$
	$V_R$ = 20 V	@ $V_R$ = $V_{RWM}$	$V_R = 20$ V $T_A = 150^{\circ}C$	$V_R = V_{RWM}$ $T_A = 150^{\circ}C$	$V_R =$ 0V	$V_R =$ 1.5V
	nA dc	$\mu A$ dc	$\mu A$ dc	$\mu A$ dc	pF	pF
1N6638U & US	35	0.5	50	100	2.5	2.0
1N6642U & US	25	0.5	50	100	5.0	2.8
1N6643U & US	50	0.5	75	160	5.0	2.8

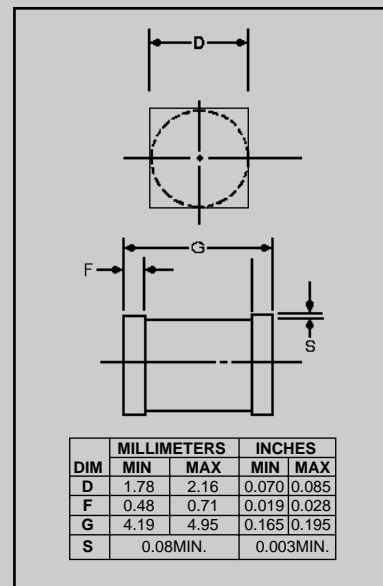


FIGURE 1

## DESIGN DATA

**CASE:** D-5D, Hermetically sealed glass case, per MIL-PRF- 19500/578

**LEAD FINISH:** Tin / Lead

**THERMAL RESISTANCE:** ( $R_{\theta JEC}$ ):  
50 °C/W maximum at L = 0

**THERMAL IMPEDANCE:** ( $Z_{\theta JX}$ ): 25  
°C/W maximum

**POLARITY:** Cathode end is banded.

**MOUNTING SURFACE SELECTION:**  
The Axial Coefficient of Expansion (COE) of this device is approximately + 4PPM / °C. The COE of the Mounting Surface System should be selected to provide a suitable match with this device.



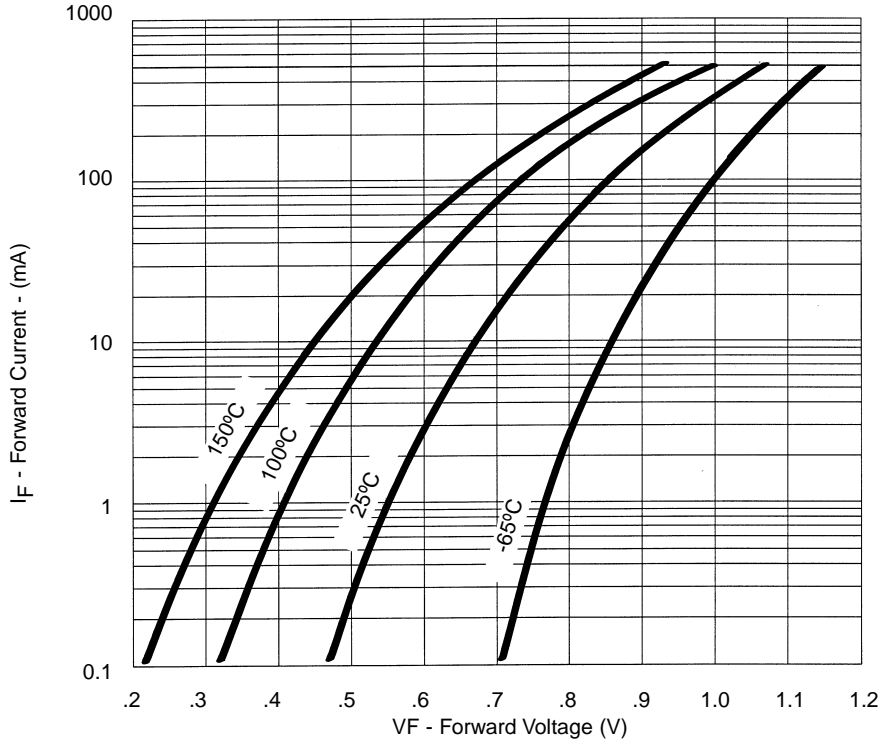
**COMPENSATED DEVICES INCORPORATED**

22 COREY STREET, MELROSE, MASSACHUSETTS 02176  
PHONE (781) 665-1071  
WEBSITE: <http://www.cdi-diodes.com>

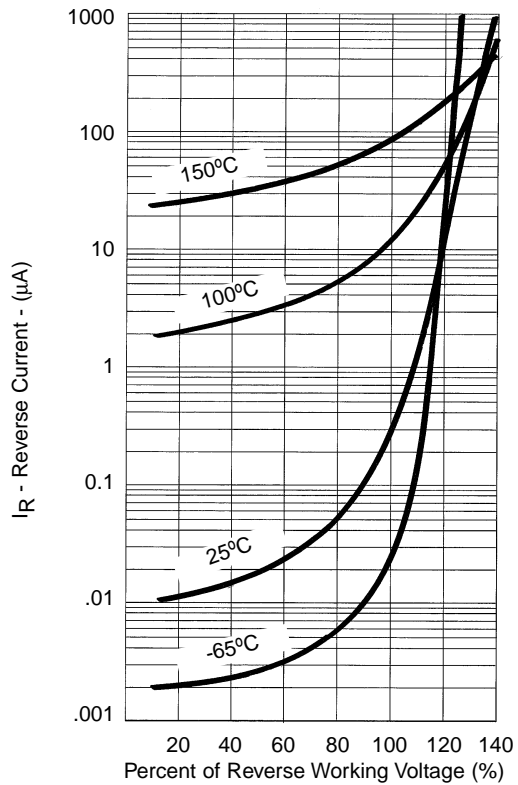
FAX (781) 665-7379

E-mail: [mail@cdi-diodes.com](mailto:mail@cdi-diodes.com)

# IN6638U&US, IN6642U&US and IN6643U&US



**FIGURE 2**  
Typical Forward Current  
vs Forward Voltage



**FIGURE 3**  
Typical Reverse Current  
vs Reverse Voltage

**NOTE :** All temperatures shown on graphs are junction temperatures



LittleDiode supplies new, hard to find or obsolete electronic components and semiconductors all over the world.

With over two million different components listed you are sure to find the part you need.

Feel free to visit us today at our online store:

[LittleDiode.com](http://LittleDiode.com)

Looking forward to providing you with the best possible service.