


High-Voltage Small-Signal Switching Diode

Features

- Silicon Epitaxial Planar Diode
- Fast switching diode, especially suited for applications requiring high voltage capability



Mechanical Data

Case: SOD-123 Plastic Package

Weight: approx. 10 mg

Packaging Codes/Options:

D3 / 10k per 13" reel (8 mm tape), 30k/box

Absolute Maximum Ratings

T_{amb} = 25 °C, unless otherwise specified

Parameter	Test condition	Symbol	Value	Unit
Continuous reverse voltage		V _R	240	V
Peak repetitive reverse voltage		V _{RRM}	300	V
Peak repetitive reverse current		I _{RRM}	200	mA
Forward current (continuous)		I _F	225	mA
Peak repetitive forward current		I _{RFM}	625	mA
Non-repetitive peak forward current	t _p = 1 μs	I _{FSM}	4.0	A
	t _p = 1 s	I _{FSM}	1.0	A
Power dissipation		P _{tot}	350 ¹⁾	mW

¹⁾ Device on Fiberglass Substrate, see layout on second page

Maximum Thermal Resistance

T_{amb} = 25 °C, unless otherwise specified

Parameter	Symbol	Value	Unit
Typical thermal resistance junction to ambient air	R _{θJA}	357 ¹⁾	°C/W
Junction temperature	T _j	150	°C
Storage temperature range	T _S	- 65 to + 150	°C

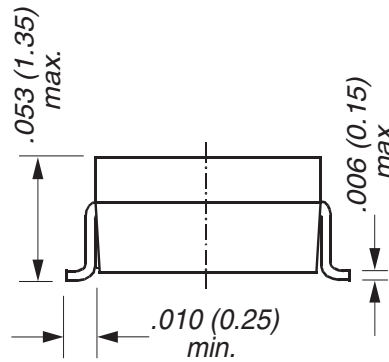
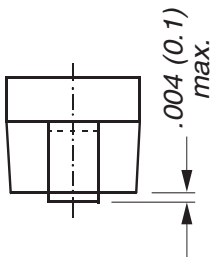
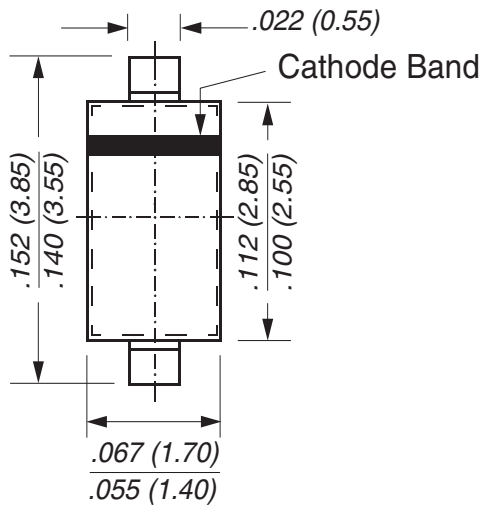
¹⁾ Device on Fiberglass Substrate, see layout

Electrical Characteristics

T_{amb} = 25 °C, unless otherwise specified

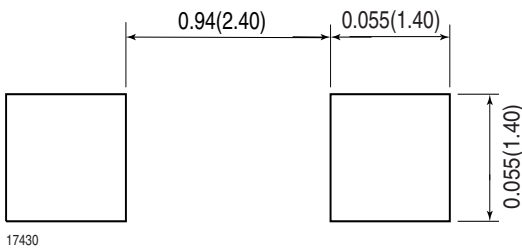
Parameter	Test condition	Symbol	Min	Typ.	Max	Unit
Reverse breakdown voltage	I _R = 100 μA	V _{BR}	300			V
Leakage current	V _R = 240 V	I _R			100	nA
	V _R = 240 V, T _j = 150 °C	I _R			100	μA
Forward voltage	I _F = 20 mA	V _F		0.83	0.87	V
	I _F = 100 mA	V _F			1.00	V
Capacitance	V _F = V _R = 0, f = 1 MHz	C _{tot}			5.0	pF
Reverse recovery time	I _F = I _A = 30 mA, I _{rr} = 3.0 mA, R _L = 100 Ω	t _{rr}			50	ns

Package Dimensions in mm



17432

Mounting Pad Layout



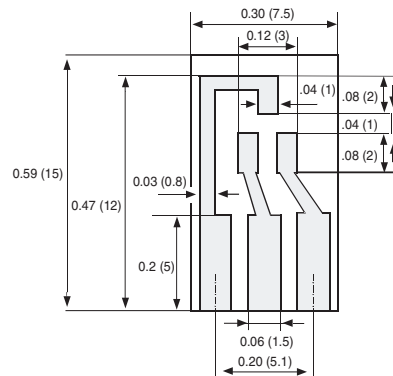
17430

Layout for $R_{\theta JA}$

Thickness:

Fiberglass 0.0059 in. (1.5 mm)

Copper leads 0.012 in. (0.3 mm)



17451

Dimensions in inches (millimeters)



Ozone Depleting Substances Policy Statement

It is the policy of **Vishay Semiconductor GmbH** to

1. Meet all present and future national and international statutory requirements.
2. Regularly and continuously improve the performance of our products, processes, distribution and operating systems with respect to their impact on the health and safety of our employees and the public, as well as their impact on the environment.

It is particular concern to control or eliminate releases of those substances into the atmosphere which are known as ozone depleting substances (ODSs).

The Montreal Protocol (1987) and its London Amendments (1990) intend to severely restrict the use of ODSs and forbid their use within the next ten years. Various national and international initiatives are pressing for an earlier ban on these substances.

Vishay Semiconductor GmbH has been able to use its policy of continuous improvements to eliminate the use of ODSs listed in the following documents.

1. Annex A, B and list of transitional substances of the Montreal Protocol and the London Amendments respectively
2. Class I and II ozone depleting substances in the Clean Air Act Amendments of 1990 by the Environmental Protection Agency (EPA) in the USA
3. Council Decision 88/540/EEC and 91/690/EEC Annex A, B and C (transitional substances) respectively.

Vishay Semiconductor GmbH can certify that our semiconductors are not manufactured with ozone depleting substances and do not contain such substances.

**We reserve the right to make changes to improve technical design
and may do so without further notice.**

Parameters can vary in different applications. All operating parameters must be validated for each customer application by the customer. Should the buyer use Vishay Semiconductors products for any unintended or unauthorized application, the buyer shall indemnify Vishay Semiconductors against all claims, costs, damages, and expenses, arising out of, directly or indirectly, any claim of personal damage, injury or death associated with such unintended or unauthorized use.

Vishay Semiconductor GmbH, P.O.B. 3535, D-74025 Heilbronn, Germany
Telephone: 49 (0)7131 67 2831, Fax number: 49 (0)7131 67 2423



LittleDiode supplies new, hard to find or obsolete electronic components and semiconductors all over the world.

With over two million different components listed you are sure to find the part you need.

Feel free to visit us today at our online store:

LittleDiode.com

Looking forward to providing you with the best possible service.