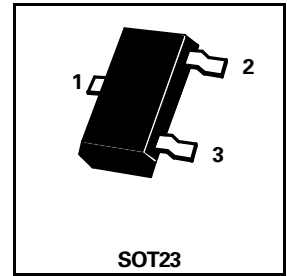
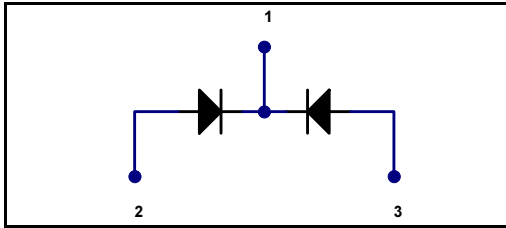


# SOT23 SILICON PLANAR LOW LEAKAGE COMMON CATHODE DIODE PAIR

ISSUE 2 – SEPTEMBER 1995 ☻

## FLLD258



PART MARKING DETAIL – D58

### ABSOLUTE MAXIMUM RATINGS.

PARAMETER	SYMBOL	VALUE	UNIT
Repetitive Peak Reverse Voltage	$V_{RRM}$	100	V
Average Rectified Forward Current	$I_{F(AV)}$	250	mA
Non-Repetitive Peak Forward Current (t=1μs)	$I_{FSM}$	3.0	A
Power Dissipation at $T_{amb} = 25^{\circ}C$	$P_{tot}$	330	mW
Operating and Storage Temperature Range	$T_j; T_{stg}$	-55 to +150	$^{\circ}C$

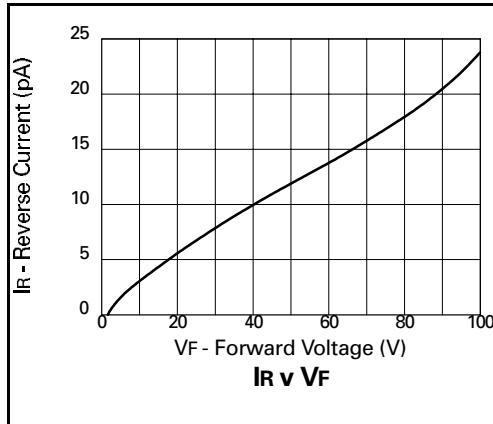
### ELECTRICAL CHARACTERISTICS (at $T_{amb} = 25^{\circ}C$ unless otherwise stated).

PARAMETER	SYMBOL	MIN.	MAX.	UNIT	CONDITIONS.
Reverse Current	$I_R$		3 5	nA μA	$V_{RRM}=50V$ $V_{RRM}=100V, T_{amb}=150^{\circ}C$
Reverse Recovery Time*	$t_{rr}$		400	ns	$I_F = I_R = 50 - 400mA$
Forward Recovery Time	$t_{fr}$		10	ns	$I_F = 10mA$
Diode Capacitance	$C_d$		4	pF	$V_R = 1V, f = 1MHz$
Forward Overshoot Voltage	$V_{fr}$		Typ 0.9	V	$I_F = 10mA,$ Rise time=5ns ±20%
Forward Voltage	$V_F$		1.4	V	$I_F = -200mA$

\*Time for  $I_R$  to recover to 10% of  $I_R$  peak  
For typical characteristics graphs see FLLD263 datasheet.

**FLLD258**  
**FLLD261**  
**FLLD263**

**TYPICAL CHARACTERISTICS**





LittleDiode supplies new, hard to find or obsolete electronic components and semiconductors all over the world.

With over two million different components listed you are sure to find the part you need.

Feel free to visit us today at our online store:

[LittleDiode.com](http://LittleDiode.com)

Looking forward to providing you with the best possible service.