

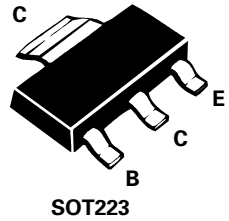
NPN SILICON PLANAR MEDIUM POWER HIGH GAIN TRANSISTOR

ISSUE 1- FEBRUARY 1997

FZT1048A

FEATURES

- * $V_{CE0} = 17.5V$
- * 5 Amp Continuous Current
- * 20 Amp Pulse Current
- * Low Saturation Voltage
- * High Gain
- * Extremely Low Equivalent On-resistance; $R_{CE(sat)} = 50m\Omega$ at 5A



ABSOLUTE MAXIMUM RATINGS.

PARAMETER	SYMBOL	VALUE	UNIT
Collector-Base Voltage	V_{CBO}	50	V
Collector-Emitter Voltage	V_{CEO}	17.5	V
Emitter-Base Voltage	V_{EBO}	5	V
Peak Pulse Current	I_{CM}	20	A
Continuous Collector Current	I_C	5	A
Base Current	I_B	500	mA
Power Dissipation at $T_{amb}=25^{\circ}C$ †	P_{tot}	2.5	W
Operating and Storage Temperature Range	$T_j; T_{stg}$	-55 to +150	$^{\circ}C$

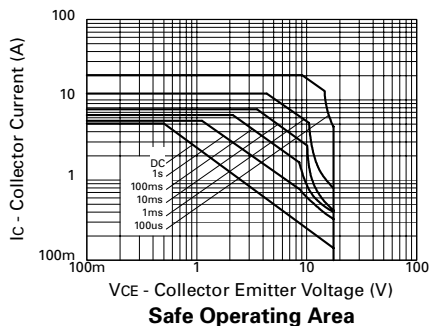
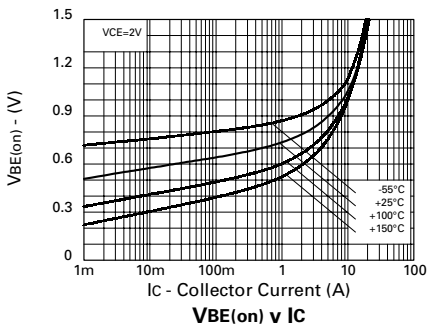
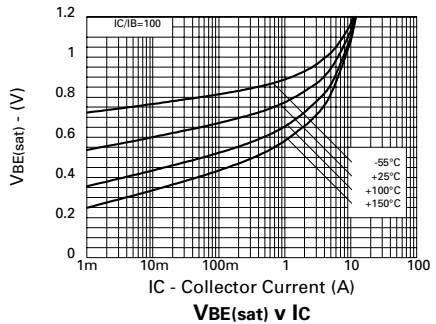
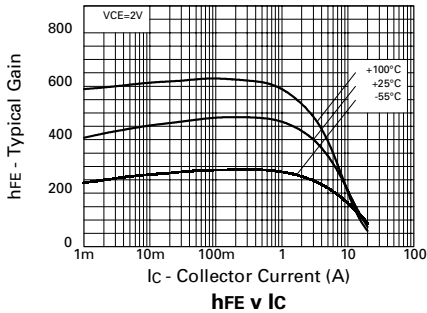
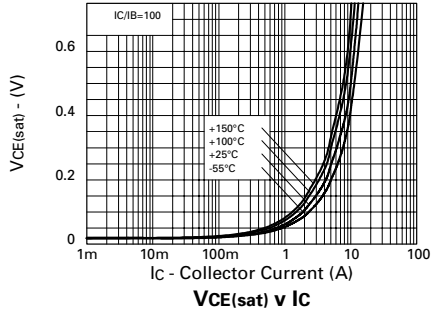
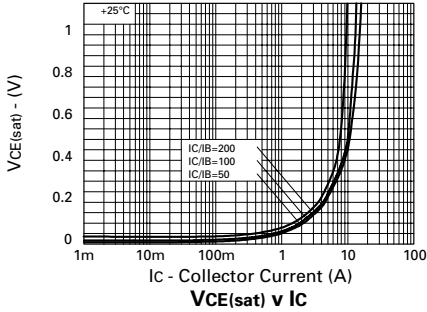
† The power which can be dissipated assuming the device is mounted in typical manner on a PCB with copper equal to 2 inches x 2 inches.

FZT1048A

ELECTRICAL CHARACTERISTICS (at $T_{amb} = 25^{\circ}\text{C}$ unless otherwise stated).

PARAMETER	SYMBOL	VALUE			UNIT	CONDITIONS.
		MIN.	TYP.	MAX.		
Collector-Base Breakdown Voltage	$V_{(BR)CBO}$	50	85		V	$I_C=100\mu\text{A}$
Collector-Emitter Breakdown Voltage	V_{CES}	50	85		V	$I_C=100\mu\text{A}^*$
Collector-Emitter Breakdown Voltage	V_{CEO}	17.5	24		V	$I_C=10\text{mA}$
Collector-Emitter Breakdown Voltage	V_{CEV}	50	85		V	$I_C=100\mu\text{A}, V_{EB}=1\text{V}$
Emitter-Base Breakdown Voltage	$V_{(BR)EBO}$	5	8.7		V	$I_E=100\mu\text{A}$
Collector Cut-Off Current	I_{CBO}		0.3	10	nA	$V_{CB}=35\text{V}$
Emitter Cut-Off Current	I_{EBO}		0.3	10	nA	$V_{EB}=4\text{V}$
Collector Emitter Cut-Off Current	I_{CES}		0.3	10	nA	$V_{CE}=35\text{V}$
Collector-Emitter Saturation Voltage	$V_{CE(sat)}$		27 55 155 250	45 75 210 350	mV	$I_C=0.5\text{A}, I_B=10\text{mA}^*$ $I_C=1\text{A}, I_B=10\text{mA}^*$ $I_C=3\text{A}, I_B=15\text{mA}^*$ $I_C=5\text{A}, I_B=25\text{mA}^*$
Base-Emitter Saturation Voltage	$V_{BE(sat)}$		920	1000	mV	$I_C=5\text{A}, I_B=25\text{mA}^*$
Base-Emitter Turn-On Voltage	$V_{BE(on)}$		880	970	mV	$I_C=5\text{A}, V_{CE}=2\text{V}^*$
Static Forward Current Transfer Ratio	h_{FE}	280 300 300 180 50	440 450 450 300 80	1200		$I_C=10\text{mA}, V_{CE}=2\text{V}^*$ $I_C=0.5\text{A}, V_{CE}=2\text{V}^*$ $I_C=1\text{A}, V_{CE}=2\text{V}^*$ $I_C=5\text{A}, V_{CE}=2\text{V}^*$ $I_C=20\text{A}, V_{CE}=2\text{V}^*$
Transition Frequency	f_T		150		MHz	$I_C=50\text{mA}, V_{CE}=10\text{V}$ $f=50\text{MHz}$
Output Capacitance	C_{obo}		60	80	pF	$V_{CB}=10\text{V}, f=1\text{MHz}$
Switching Times	t_{on}		120		ns	$I_C=4\text{A}, I_B=40\text{mA}, V_{CC}=10\text{V}$
	t_{off}		310		ns	$I_C=4\text{A}, I_B=40\text{mA}, V_{CC}=10\text{V}$

TYPICAL CHARACTERISTICS





LittleDiode supplies new, hard to find or obsolete electronic components and semiconductors all over the world.

With over two million different components listed you are sure to find the part you need.

Feel free to visit us today at our online store:

LittleDiode.com

Looking forward to providing you with the best possible service.