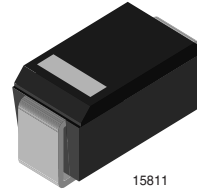


Super Fast Avalanche SMD Rectifier

Features

- Glass passivated junction
- Low reverse current
- Soft recovery characteristics
- Fast reverse recovery time
- Good switching characteristics
- Wave and reflow solderable



Applications

Surface mounting

Fast rectifier

Freewheeling diodes in SMPS and converters

Snubber diodes

Parts Table

Part	Type differentiation	Package
BYG20D	$V_R = 200 \text{ V} @ I_{FAV} = 1.5 \text{ A}$	DO-214AC
BYG20G	$V_R = 400 \text{ V} @ I_{FAV} = 1.5 \text{ A}$	DO-214AC
BYG20J	$V_R = 600 \text{ V} @ I_{FAV} = 1.5 \text{ A}$	DO-214AC

Absolute Maximum Ratings

$T_{amb} = 25 \text{ }^\circ\text{C}$, unless otherwise specified

Parameter	Test condition	Part	Symbol	Value	Unit
Reverse voltage = Repetitive peak reverse voltage		BYG20D	$V_R = V_{RRM}$	200	V
		BYG20G	$V_R = V_{RRM}$	400	V
		BYG20J	$V_R = V_{RRM}$	600	V
Peak forward surge current	$t_p = 10 \text{ ms}$, half sinewave		I_{FSM}	30	A
Average forward current			I_{FAV}	1.5	A
Junction and storage temperature range			$T_J = T_{stg}$	- 55 to + 150	$^\circ\text{C}$
Pulse energy in avalanche mode, non repetitive (inductive load switch off)	$I_{(BR)R} = 1 \text{ A}$, $T_J = 25 \text{ }^\circ\text{C}$		E_R	20	mJ

Maximum Thermal Resistance

$T_{amb} = 25\text{ }^{\circ}\text{C}$, unless otherwise specified

Parameter	Test condition	Part	Symbol	Value	Unit
Junction lead	$T_L = \text{const.}$ - -		R_{thJL}	25	K/W
Junction ambient	mounted on epoxy-glass hard tissue		R_{thJA}	150	K/W
	mounted on epoxy-glass hard tissue, 50 mm ² 35 μm Cu		R_{thJA}	125	K/W
	mounted on Al-oxid-ceramic (Al ₂ O ₃), 50 mm ² 35 μm Cu		R_{thJA}	100	K/W

Electrical Characteristics

$T_{amb} = 25\text{ }^{\circ}\text{C}$, unless otherwise specified

Parameter	Test condition	Part	Symbol	Min	Typ.	Max	Unit
Forward voltage	$I_F = 1\text{ A}$		V_F			1.3	V
	$I_F = 1.5\text{ A}$		V_F			1.4	V
Reverse current	$V_R = V_{RRM}$		I_R			1	μA
	$V_R = V_{RRM}$, $T_j = 100\text{ }^{\circ}\text{C}$		I_R			10	μA
Reverse recovery time	$I_F = 0.5\text{ A}$, $I_R = 1\text{ A}$, $i_R = 0.25\text{ A}$		t_{rr}			75	ns

Typical Characteristics ($T_{amb} = 25\text{ }^{\circ}\text{C}$ unless otherwise specified)

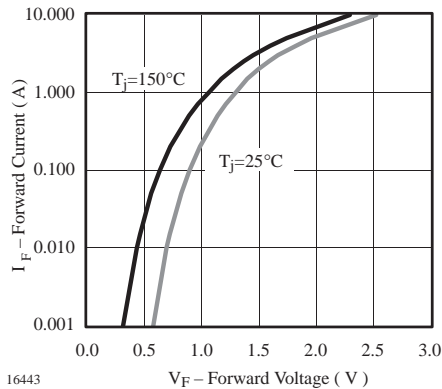


Figure 1. Forward Current vs. Forward Voltage

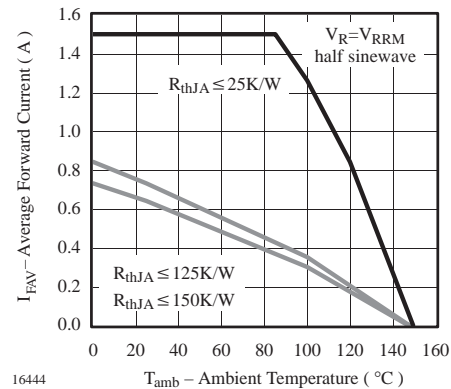


Figure 2. Max. Average Forward Current vs. Ambient Temperature

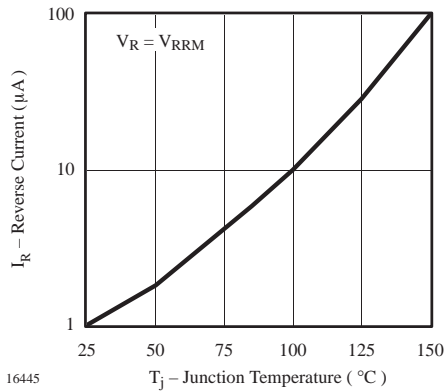


Figure 3. Reverse Current vs. Junction Temperature

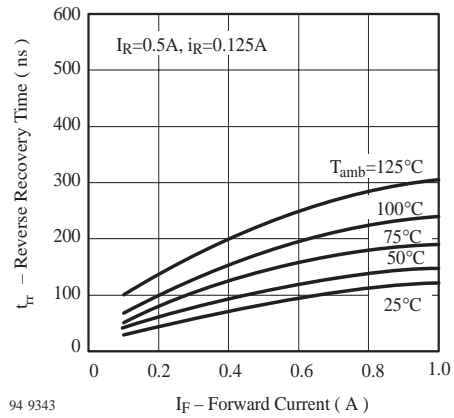


Figure 6. Max. Reverse Recovery Time vs. Forward Current

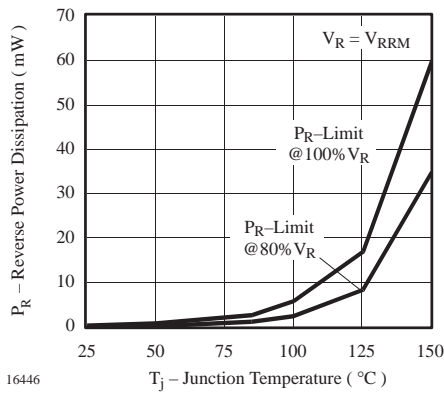


Figure 4. Max. Reverse Power Dissipation vs. Junction Temperature

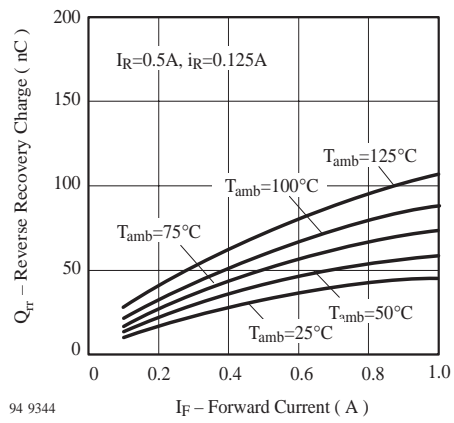


Figure 7. Max. Reverse Recovery Charge vs. Forward Current

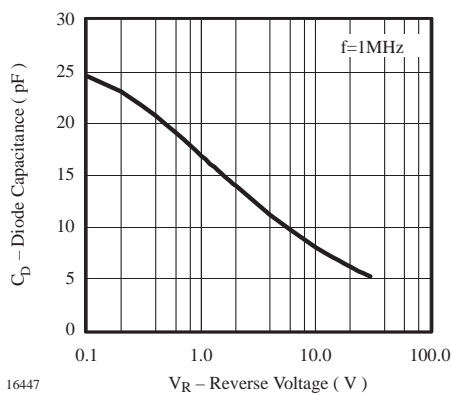


Figure 5. Diode Capacitance vs. Reverse Voltage

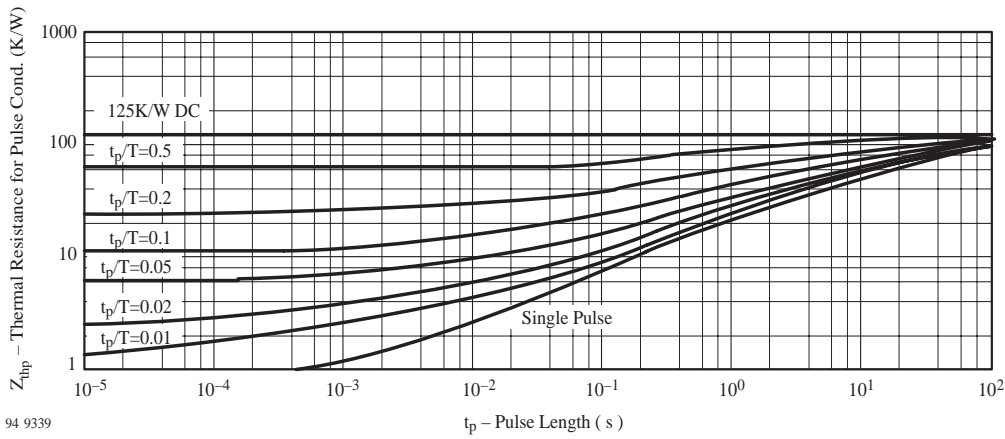
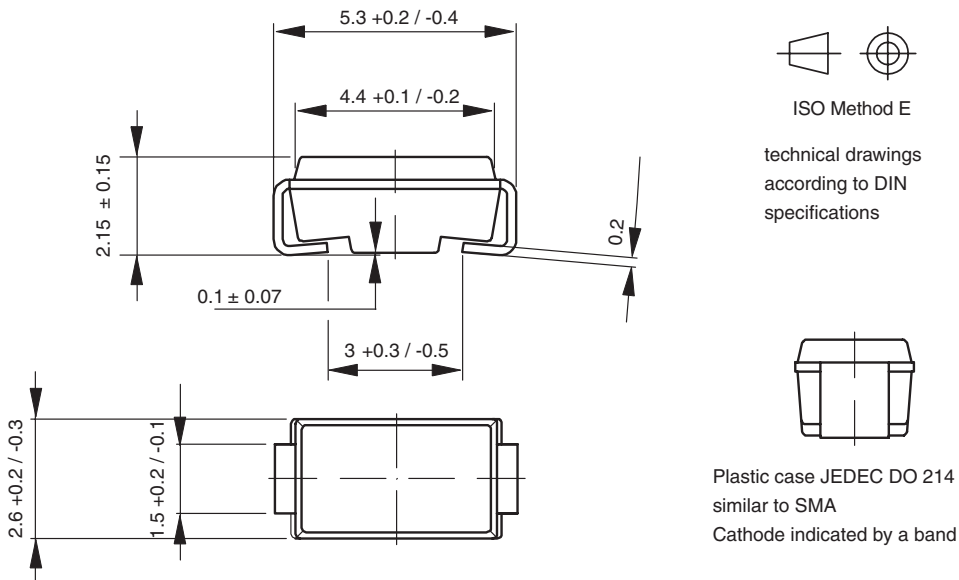


Figure 8. Thermal Response

Package Dimensions in mm



14275-1



LittleDiode supplies new, hard to find or obsolete electronic components and semiconductors all over the world.

With over two million different components listed you are sure to find the part you need.

Feel free to visit us today at our online store:

LittleDiode.com

Looking forward to providing you with the best possible service.