

- AVAILABLE IN JAN, JANTX, JANTXV, AND JANS
PER MIL-PRF-19500/533
- 500 mW ZENER DIODES
- NON CAVITY CONSTRUCTION
- METALLURGICALLY BONDED

1N6309
THRU
1N6320

MAXIMUM RATINGS

Operating Temperature: -65°C to +175°C
Storage Temperature: -65°C to +175°C
Power Dissipation: 500 mW @ $T_L = +75^\circ\text{C}$ @ $L = 3/8"$
Power Derating: 5mW/°C above $T_L = +75^\circ\text{C}$
Forward Voltage: 1.4V dc @ $I_F = 1\text{A}$ dc (Pulsed)

ELECTRICAL CHARACTERISTICS @ 25°C, unless otherwise specified

TYPE	V_{Z2} NOM. $\pm 5\%$ @ I_{Z2}	V_{Z1} MIN. @ I_{Z1} 250 μ A	I_{Z2} TEST CURRENT	Z_Z @ I_{Z2}	Z_{ZK} @ 250 μ A	I_{ZM}	V_Z (reg) ΔV_Z (1)	I_{ZSM} SURGE	V_R	I_{R1} @ 25°C	I_{R2} @ TA= 150°C	N_D @ 25 μ A 1-3 kHz
	VOLTS	VOLTS	mA	OHMS	OHMS	mA	VOLTS	AMPS	VOLTS	μ A	μ A	μ V/ $\sqrt{\text{Hz}}$
1N6309	2.4	1.1	20	30	1200	177	1.5	2.5	1.0	100	200	1.0
1N6310	2.7	1.2	20	30	1300	157	1.5	2.2	1.0	60	150	1.0
1N6311	3.0	1.3	20	29	1400	141	1.5	2.0	1.0	30	100	1.0
1N6312	3.3	1.5	20	24	1400	128	1.6	1.8	1.0	5.0	20	1.0
1N6313	3.6	1.8	20	22	1400	117	1.6	1.65	1.0	3.0	12	1.0
1N6314	3.9	2.0	20	20	1700	108	1.6	1.5	1.0	2.0	12	1.0
1N6315	4.3	2.4	20	18	1400	99	0.9	1.4	1.0	2.0	12	1.0
1N6316	4.7	2.8	20	16	1500	90	0.5	1.27	1.5	5.0	12	1.0
1N6317	5.1	3.3	20	14	1300	83	0.4	1.17	2.0	5.0	12	1.0
1N6318	5.6	4.3	20	8.0	1200	76	0.4	1.10	2.5	5.0	10	2.0
1N6319	6.2	5.2	20	3.0	800	68	0.3	0.97	3.5	5.0	10	5.0
1N6320	6.8	6.0	20	3.0	400	63	0.35	1.23	4.0	2.0	50	5.0

NOTE 1 $\Delta V_Z = V_Z @ 20 \text{ mAdc}$ minus $V_Z @ 2 \text{ mAdc}$

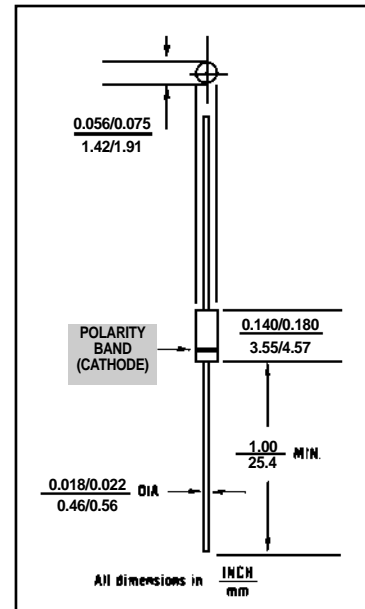


FIGURE 1

DESIGN DATA

CASE: Hermetically sealed, Glass "D"
Body per MIL-PRF- 19500/533. D-5D

LEAD MATERIAL: Copper clad steel

LEAD FINISH: Tin / Lead

THERMAL RESISTANCE: ($R_{\theta JL}$): 250
°C/W maximum

THERMAL IMPEDANCE: ($Z_{\theta JX}$): 15
°C/W maximum

POLARITY: Diode to be operated with
the banded (cathode) end positive.

MOUNTING POSITION: Any

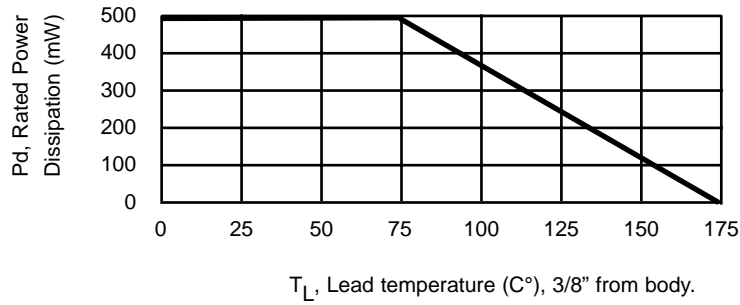


COMPENSATED DEVICES INCORPORATED

22 COREY STREET, MELROSE, MASSACHUSETTS 02176
PHONE (781) 665-1071 FAX (781) 665-7379
WEBSITE: <http://www.cdi-diodes.com> E-mail: mail@cdi-diodes.com

1N6309 thru 1N6320

FIGURE 2



POWER DERATING CURVE

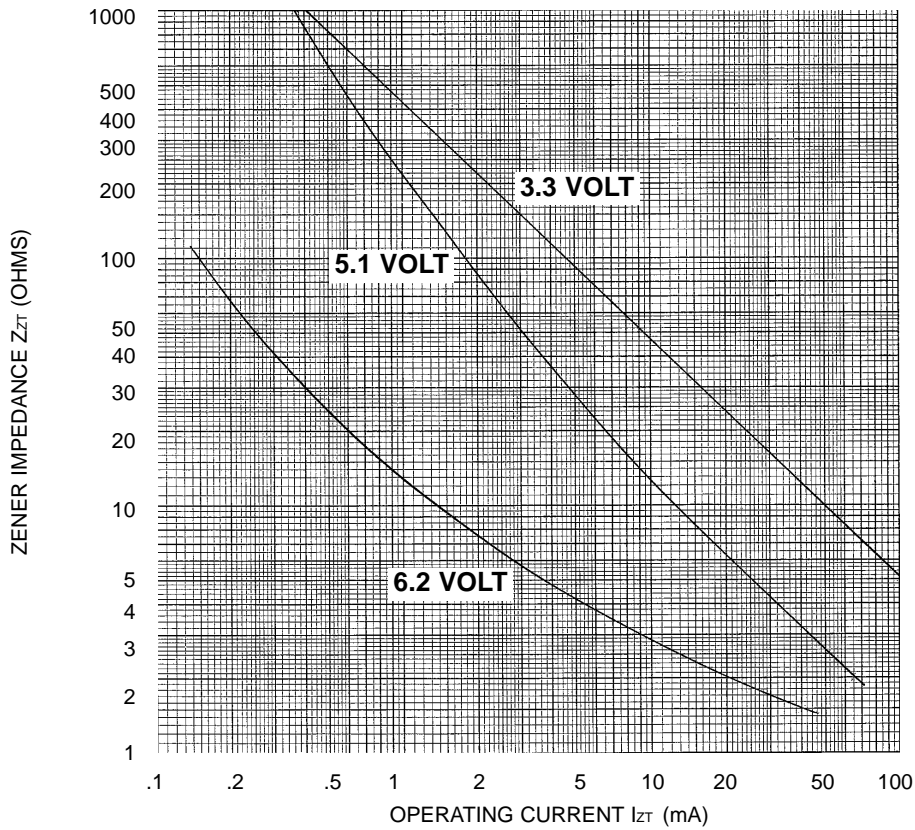


FIGURE 3

ZENER IMPEDANCE VS. OPERATING CURRENT



LittleDiode supplies new, hard to find or obsolete electronic components and semiconductors all over the world.

With over two million different components listed you are sure to find the part you need.

Feel free to visit us today at our online store:

LittleDiode.com

Looking forward to providing you with the best possible service.