

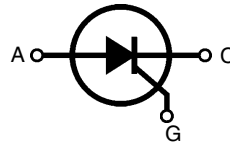
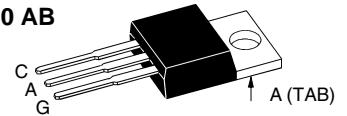
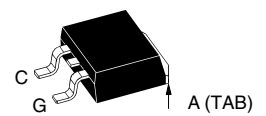
Phase Control Thyristors

$$V_{RRM} = 800-1200 \text{ V}$$

$$I_{T(RMS)} = 29 \text{ A}$$

$$I_{T(AV)M} = 19 \text{ A}$$

V_{RSM} V_{DSM}	V_{RRM} V_{DRM}	Type	Type
V	V	TO 220	TO 263
800	800	CS 19-08ho1	CS 19-08ho1S
1200	1200	CS 19-12ho1	CS 19-12ho1S


TO-220 AB

TO-263 AA


A = Anode, C = Cathode, G = Gate

Symbol	Test Conditions	Maximum Ratings	
$I_{T(RMS)}$	$T_{VJ} = T_{VJM}$	29	A
$I_{T(AV)M}$	$T_C = 85^\circ\text{C}; 180^\circ \text{ sine}$	19	A
I_{TSM}	$T_{VJ} = 45^\circ\text{C};$ $V_R = 0 \text{ V}$	t = 10 ms (50 Hz), sine	160 A
		t = 8.3 ms (60 Hz), sine	180 A
I^2t	$T_{VJ} = 45^\circ\text{C}$ $V_R = 0 \text{ V}$	t = 10 ms (50 Hz), sine	140 A
		t = 8.3 ms (60 Hz), sine	160 A
$(di/dt)_{cr}$	$T_{VJ} = T_{VJM}$ f = 50 Hz, $t_p = 200 \mu\text{s}$ $V_D = 2/3 V_{DRM}$ $I_G = 0.15 \text{ A}$ $di_G/dt = 0.15 \text{ A}/\mu\text{s}$	repetitive, $I_T = 20 \text{ A}$	100 A/ μs
		non repetitive, $I_T = I_{T(AV)M}$	500 A/ μs
$(dv/dt)_{cr}$	$T_{VJ} = T_{VJM};$ $R_{GK} = \infty;$ method 1 (linear voltage rise)	$V_{DR} = 2/3 V_{DRM}$	500 V/ μs
P_{GM}	$T_{VJ} = T_{VJM}$	$t_p = 30 \mu\text{s}$	5 W
P_{GAV}	$I_T = I_{T(AV)M}$	$t_p = 300 \mu\text{s}$	2.5 W
			0.5 W
V_{RGM}			10 V
T_{VJ}		-40...+125	$^\circ\text{C}$
T_{VJM}		125	$^\circ\text{C}$
T_{stg}		-40...+125	$^\circ\text{C}$
M_d	Mounting torque with screw M3; TO220	0.45/4	Nm/lb.in.
	Mounting torque with screw M3.5; TO220	0.55/5	Nm/in.
Weight		2	g

Features

- SCR for frequency up to 400Hz
- International standard package
- High performance glass passivated chip
- Long-term stability of leakage current and blocking voltage
- Epoxy meets UL 94V-0

Applications

- Motor control
- Power converter
- AC power controller
- Light and temperature control
- SCR for inrush current limiting in power supplies or AC drive

Advantages

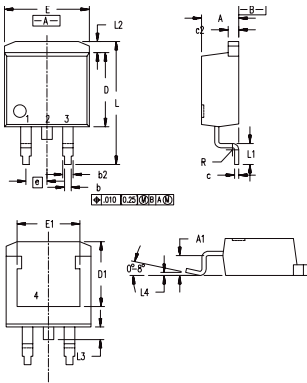
- Space and weight savings
- Simple mounting

Data according to IEC 60747
IXYS reserves the right to change limits, test conditions and dimensions

Symbol	Test Conditions	Characteristic Values	
I_R, I_D	$T_{VJ} = T_{VJM}; V_R = V_{RRM}; V_D = V_{DRM}$	\leq	5 mA
V_T	$I_T = 20 \text{ A}; T_{VJ} = 25^\circ\text{C}$	\leq	1.6 V
V_{T0}	For power-loss calculations only ($T_{VJ} = 125^\circ\text{C}$)	0.85	V
r_T		27	m Ω
V_{GT}	$V_D = 6 \text{ V}; T_{VJ} = 25^\circ\text{C}$	\leq	1.5 V
	$T_{VJ} = -40^\circ\text{C}$	\leq	2.5 V
I_{GT}	$V_D = 6 \text{ V}; T_{VJ} = 25^\circ\text{C}$	\leq	28 mA
	$T_{VJ} = -40^\circ\text{C}$	\leq	50 mA
V_{GD}	$T_{VJ} = T_{VJM}; V_D = 2/3 V_{DRM}$	\leq	0.2 V
I_{GD}		\leq	3 mA
I_L	$T_{VJ} = 25^\circ\text{C}; t_p = 10 \mu\text{s}$ $I_G = 0.1 \text{ A}; di_G/dt = 0.1 \text{ A}/\mu\text{s}$	\leq	75 mA
I_H	$T_{VJ} = 25^\circ\text{C}; V_D = 6 \text{ V}; R_{GK} = \infty$	\leq	50 mA
t_{gd}	$T_{VJ} = 25^\circ\text{C}; V_D = 1/2 V_{DRM}$ $I_G = 0.1 \text{ A}; di_G/dt = 0.1 \text{ A}/\mu\text{s}$	\leq	2 μs
R_{thJC}	DC current	1.0	K/W
R_{thCK}	DC current	typ 0.25	K/W
a	Max. acceleration, 50 Hz	50	m/s ²

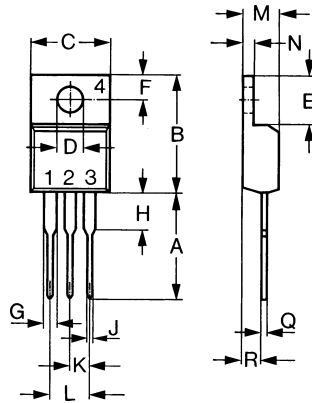
Dimensions in mm (1 mm = 0.0394")

TO 263 AA



Dim.	Millimeter		Inches	
	Min.	Max.	Min.	Max.
A	4.06	4.83	.160	.190
A1	2.03	2.79	.080	.110
b	0.51	0.99	.020	.039
b2	1.14	1.40	.045	.055
c	0.46	0.74	.018	.029
c2	1.14	1.40	.045	.055
D	8.64	9.65	.340	.380
D1	7.11	8.13	.280	.320
E	9.65	10.29	.380	.405
E1	6.86	8.13	.270	.320
e	2.54	BSC	.100	BSC
L	14.61	15.88	.575	.625
L1	2.29	2.79	.090	.110
L2	1.02	1.40	.040	.055
L3	1.27	1.78	.050	.070
L4	0	0.38	0	.015
R	0.46	0.74	.018	.029

TO 220 AB



Dim.	Millimeter		Inches	
	Min.	Max.	Min.	Max.
A	12.70	13.97	0.500	0.550
B	14.73	16.00	0.580	0.630
C	9.91	10.66	0.390	0.420
D	3.54	4.08	0.139	0.161
E	5.85	6.85	0.230	0.270
F	2.54	3.18	0.100	0.125
G	1.15	1.65	0.045	0.065
H	2.79	5.84	0.110	0.230
J	0.64	1.01	0.025	0.040
K	2.54	BSC	0.100	BSC
M	4.32	4.82	0.170	0.190
N	1.14	1.39	0.045	0.055
Q	0.35	0.56	0.014	0.022
R	2.29	2.79	0.090	0.110



LittleDiode supplies new, hard to find or obsolete electronic components and semiconductors all over the world.

With over two million different components listed you are sure to find the part you need.

Feel free to visit us today at our online store:

LittleDiode.com

Looking forward to providing you with the best possible service.