

# Silicon NPN Phototransistor

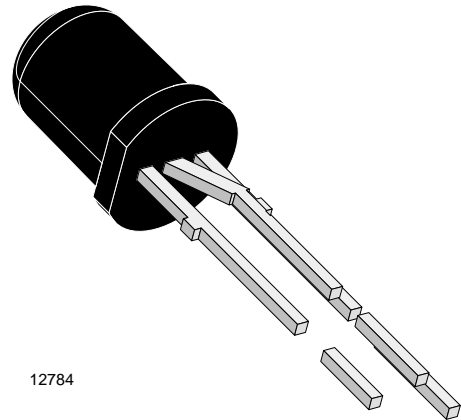
## Description

BPV11F is a very high sensitive silicon NPN epitaxial planar phototransistor in a standard T-1 $\frac{3}{4}$  plastic package.

The epoxy package itself is an IR filter, spectrally matched to GaAs IR emitters ( $\lambda_p \geq 900\text{nm}$ ).

The viewing angle of  $\pm 15^\circ$  makes it insensible to ambient straylight.

A base terminal is available to enable biasing and sensitivity control.



12784

## Features

- Very high radiant sensitivity
- Standard T-1 $\frac{3}{4}$  ( $\varnothing$  5 mm) package
- IR filter for GaAs emitters (950 nm)
- Angle of half sensitivity  $\varphi = \pm 15^\circ$
- Base terminal available

## Applications

Detector for industrial electronic circuitry, measurement and control

## Absolute Maximum Ratings

$T_{amb} = 25^\circ\text{C}$

Parameter	Test Conditions	Symbol	Value	Unit
Collector Base Voltage		$V_{CBO}$	80	V
Collector Emitter Voltage		$V_{CEO}$	70	V
Emitter Base Voltage		$V_{EBO}$	5	V
Collector Current		$I_C$	50	mA
Peak Collector Current	$t_p/T = 0.5, t_p \leq 10 \text{ ms}$	$I_{CM}$	100	mA
Total Power Dissipation	$T_{amb} \leq 47^\circ\text{C}$	$P_{tot}$	150	mW
Junction Temperature		$T_j$	100	$^\circ\text{C}$
Storage Temperature Range		$T_{stg}$	-55...+100	$^\circ\text{C}$
Soldering Temperature	$t \leq 5 \text{ s}, 2 \text{ mm from body}$	$T_{sd}$	260	$^\circ\text{C}$
Thermal Resistance Junction/Ambient		$R_{thJA}$	350	K/W

### Basic Characteristics

$T_{amb} = 25^{\circ}\text{C}$

Parameter	Test Conditions	Symbol	Min	Typ	Max	Unit
Collector Emitter Breakdown Voltage	$I_C = 1\text{ mA}$	$V_{(BR)CE}$ O	70			V
Collector Dark Current	$V_{CE} = 10\text{ V}, E = 0$	$I_{CEO}$		1	50	nA
DC Current Gain	$V_{CE} = 5\text{ V}, I_C = 5\text{ mA}, E = 0$	$h_{FE}$		450		
Collector Emitter Capacitance	$V_{CE} = 0\text{ V}, f = 1\text{ MHz}, E = 0$	$C_{CEO}$		15		pF
Collector Base Capacitance	$V_{CB} = 0\text{ V}, f = 1\text{ MHz}, E = 0$	$C_{CBO}$		19		pF
Collector Light Current	$E_e = 1\text{ mW/cm}^2, \lambda = 950\text{ nm}, V_{CE} = 5\text{ V}$	$I_{ca}$	3	9		mA
Angle of Half Sensitivity		$\varphi$		$\pm 15$		deg
Wavelength of Peak Sensitivity		$\lambda_p$		930		nm
Range of Spectral Bandwidth		$\lambda_{0.5}$		900...980		nm
Collector Emitter Saturation Voltage	$E_e = 1\text{ mW/cm}^2, \lambda = 950\text{ nm}, I_C = 1\text{ mA}$	$V_{CEsat}$		130	300	mV
Turn-On Time	$V_S = 5\text{ V}, I_C = 5\text{ mA}, R_L = 100\ \Omega$	$t_{on}$		6		$\mu\text{s}$
Turn-Off Time	$V_S = 5\text{ V}, I_C = 5\text{ mA}, R_L = 100\ \Omega$	$t_{off}$		5		$\mu\text{s}$
Cut-Off Frequency	$V_S = 5\text{ V}, I_C = 5\text{ mA}, R_L = 100\ \Omega$	$f_c$		110		kHz

### Typical Characteristics ( $T_{amb} = 25^{\circ}\text{C}$ unless otherwise specified)

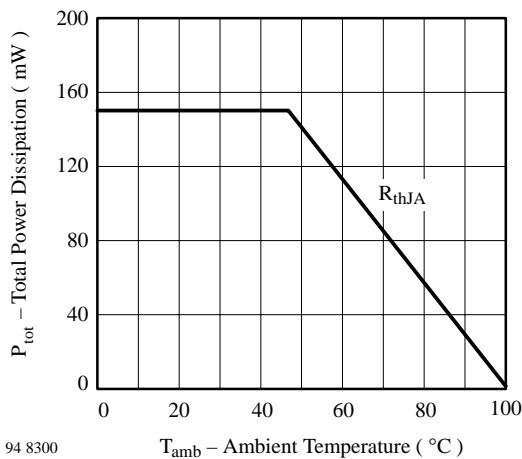


Figure 1. Total Power Dissipation vs. Ambient Temperature

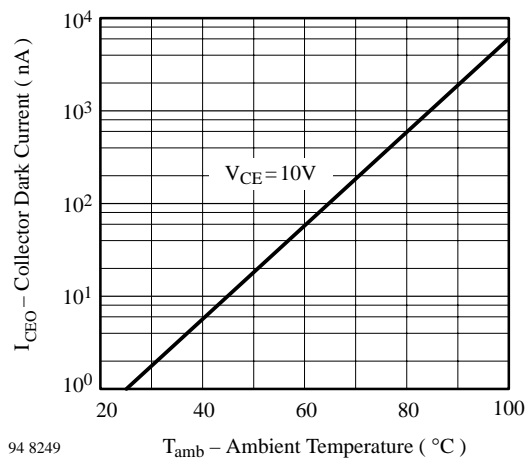
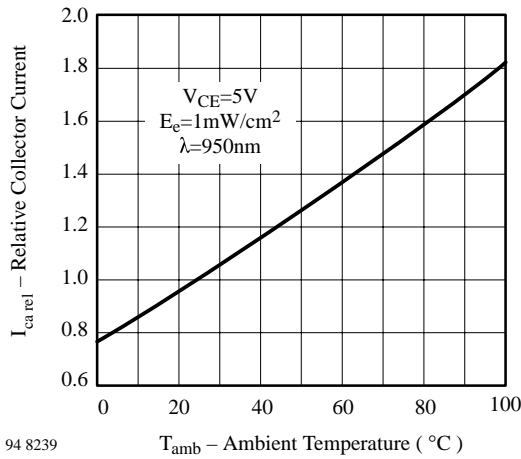
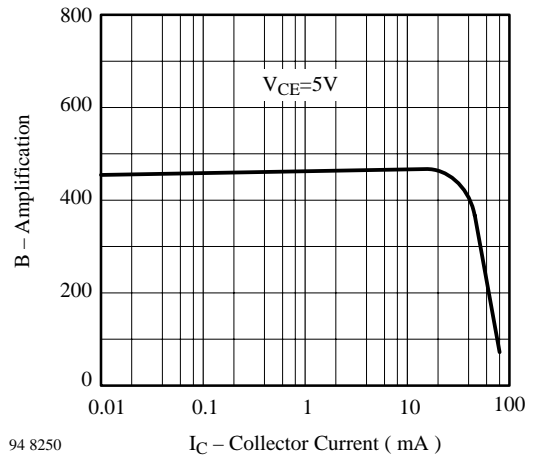


Figure 2. Collector Dark Current vs. Ambient Temperature



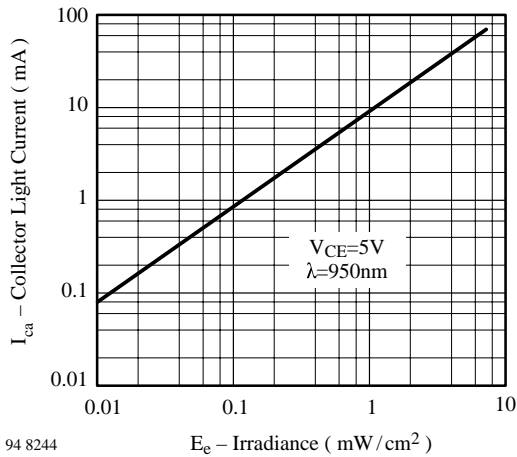
94 8239

Figure 3. Relative Collector Current vs. Ambient Temperature



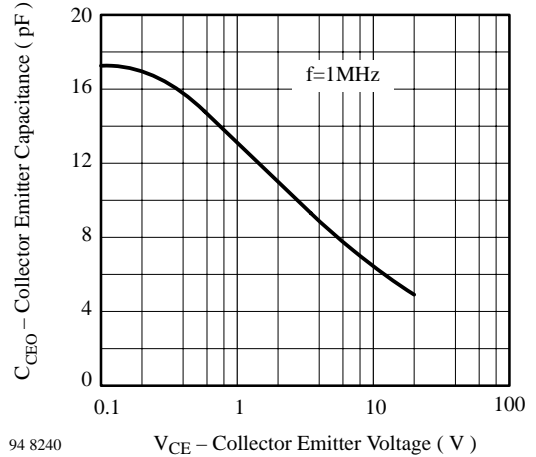
94 8250

Figure 6. Amplification vs. Collector Current



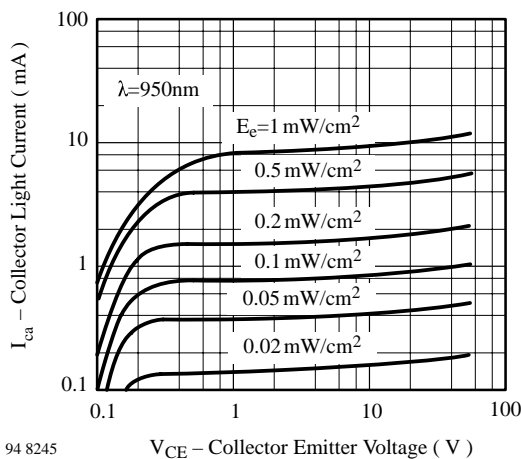
94 8244

Figure 4. Collector Light Current vs. Irradiance



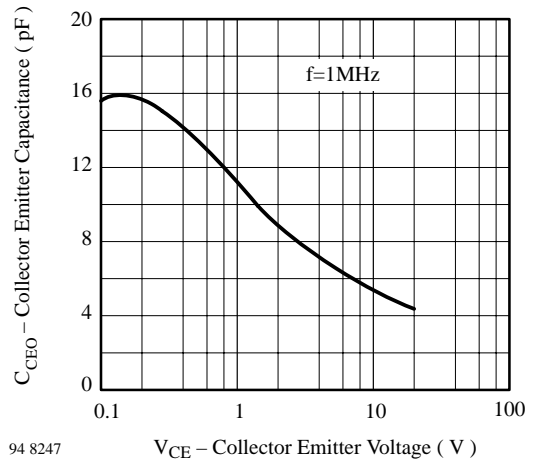
94 8240

Figure 7. Collector Base Capacitance vs. Collector Base Voltage



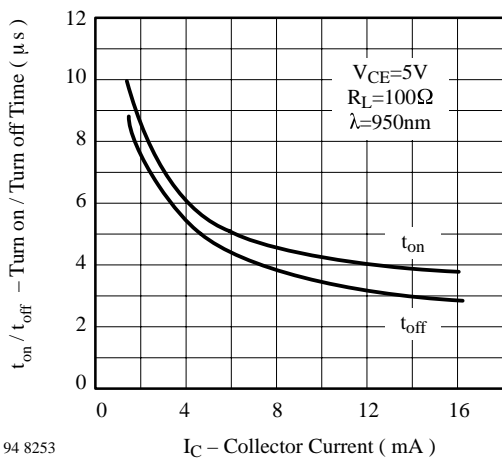
94 8245

Figure 5. Collector Light Current vs. Collector Emitter Voltage



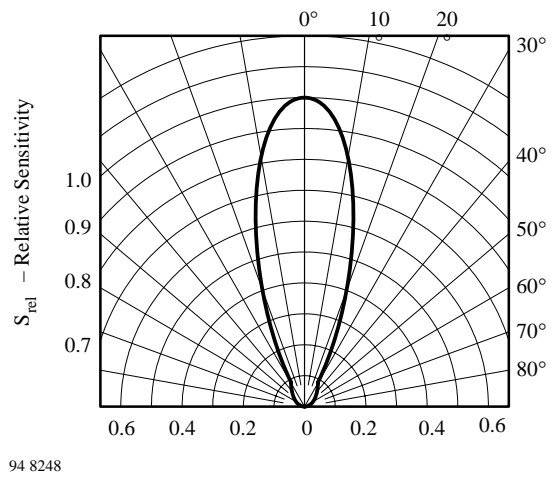
94 8247

Figure 8. Collector Emitter Capacitance vs. Collector Emitter Voltage



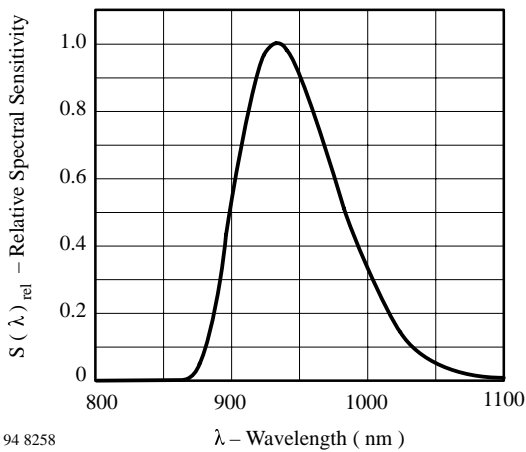
94 8253

Figure 9. Turn On/Turn Off Time vs. Collector Current



94 8248

Figure 11. Relative Radiant Sensitivity vs. Angular Displacement



94 8258

Figure 10. Relative Spectral Sensitivity vs. Wavelength



**Ozone Depleting Substances Policy Statement**

It is the policy of **Vishay Semiconductor GmbH** to

1. Meet all present and future national and international statutory requirements.
2. Regularly and continuously improve the performance of our products, processes, distribution and operating systems with respect to their impact on the health and safety of our employees and the public, as well as their impact on the environment.

It is particular concern to control or eliminate releases of those substances into the atmosphere which are known as ozone depleting substances (ODSs).

The Montreal Protocol (1987) and its London Amendments (1990) intend to severely restrict the use of ODSs and forbid their use within the next ten years. Various national and international initiatives are pressing for an earlier ban on these substances.

**Vishay Semiconductor GmbH** has been able to use its policy of continuous improvements to eliminate the use of ODSs listed in the following documents.

1. Annex A, B and list of transitional substances of the Montreal Protocol and the London Amendments respectively
2. Class I and II ozone depleting substances in the Clean Air Act Amendments of 1990 by the Environmental Protection Agency (EPA) in the USA
3. Council Decision 88/540/EEC and 91/690/EEC Annex A, B and C (transitional substances) respectively.

**Vishay Semiconductor GmbH** can certify that our semiconductors are not manufactured with ozone depleting substances and do not contain such substances.

**We reserve the right to make changes to improve technical design and may do so without further notice.**

Parameters can vary in different applications. All operating parameters must be validated for each customer application by the customer. Should the buyer use Vishay-Semiconductors products for any unintended or unauthorized application, the buyer shall indemnify Vishay-Semiconductors against all claims, costs, damages, and expenses, arising out of, directly or indirectly, any claim of personal damage, injury or death associated with such unintended or unauthorized use.

Vishay Semiconductor GmbH, P.O.B. 3535, D-74025 Heilbronn, Germany  
Telephone: 49 (0)7131 67 2831, Fax number: 49 (0)7131 67 2423



LittleDiode supplies new, hard to find or obsolete electronic components and semiconductors all over the world.

With over two million different components listed you are sure to find the part you need.

Feel free to visit us today at our online store:

[LittleDiode.com](http://LittleDiode.com)

Looking forward to providing you with the best possible service.