

• 1N914 AVAILABLE IN JAN, JANTX, AND JANTXV
PER MIL-PRF-19500/116

- SWITCHING DIODE
- HERMETICALLY SEALED
- DOUBLE PLUG CONSTRUCTION
- METALLURGICALLY BONDED

1N914

MAXIMUM RATINGS

Operating Temperature: -65°C to +175°C
Storage Temperature: -65°C to +200°C
Operating Current: 75 mA @ $T_A = +25^\circ\text{C}$
Derating Factor: 0.5 mA/°C Above $T_A = +25^\circ\text{C}$
Surge Current A: 1A, sine wave, $P_W = 8.3\text{ms}$
Surge Current B: 0.704A, square wave, $P_W = 8.3\text{ms}$

ELECTRICAL CHARACTERISTICS @ 25°C, unless otherwise specified

V_{BR}	V_{RWM}	I_0	V_{f1} $I_F = 10\text{ mA}$	V_{f2} $I_F = 50\text{ mA}$	t_{rr} (Note 1)
Volts (min)	Volts (pk)	mA	V dc	V dc	n sec
100	75	75	0.8	1.2	5

I_{R1} @ 20 V dc	I_{R2} @ 75 V dc	I_{R3} @ 20 V $T_A = 150^\circ\text{C}$	I_{R4} @ 75 V $T_A = 150^\circ\text{C}$	CAPACITANCE @ 0 V	CAPACITANCE @ 1.5 V
nA	μA	μA	μA	pF	pF
25	0.5	35	75	4.0	2.8

NOTE 1 $I_F = I_R = 10\text{ mA}$, $R_L = 100\text{ ohms}$.

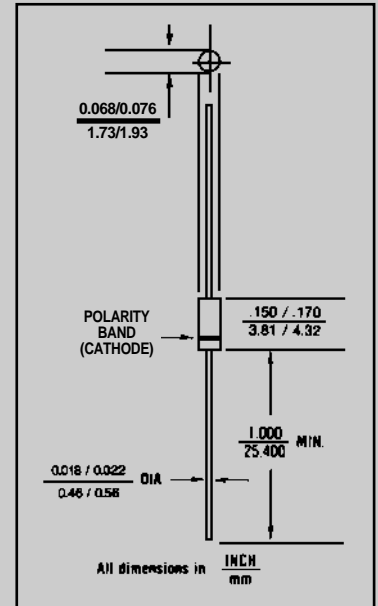


FIGURE 1

DESIGN DATA

CASE: Hermetically sealed glass case per MIL-S-19500/116 D0-35 outline

LEAD MATERIAL: Copper clad steel.

LEAD FINISH: Tin / Lead

THERMAL RESISTANCE: ($R_{\theta JL}$): 250 °C/W maximum at $L = .375$

THERMAL IMPEDANCE: ($Z_{\theta JX}$): 70 °C/W maximum

POLARITY: Cathode end is banded.

MOUNTING POSITION: Any.



IN914

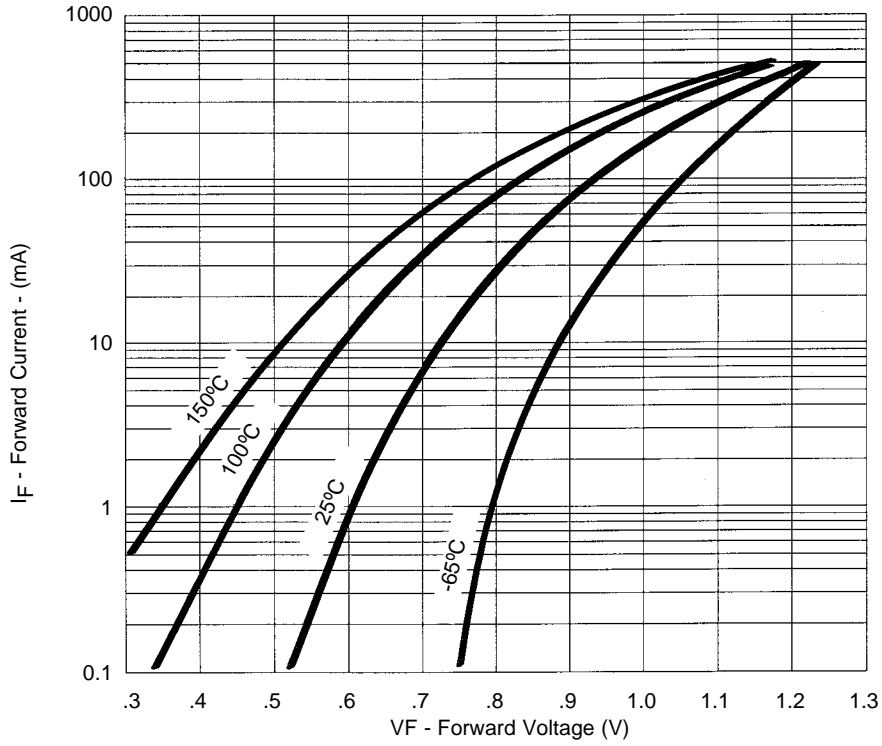
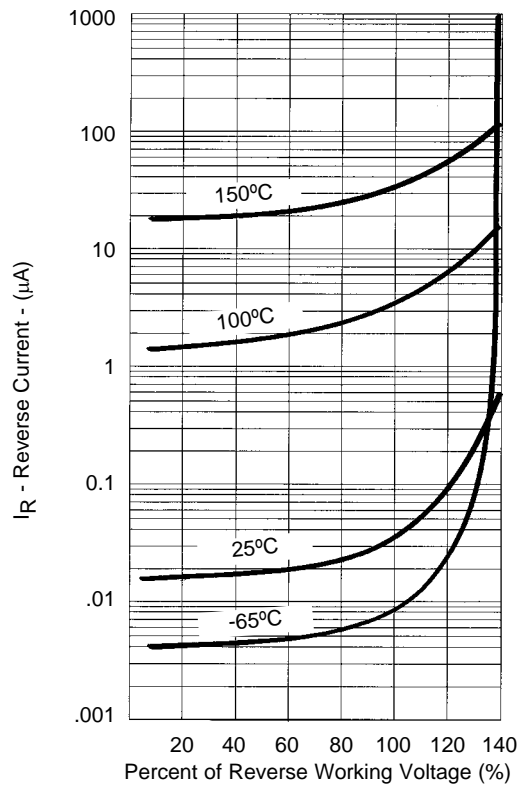


FIGURE 2
Typical Forward Current
vs Forward Voltage



NOTE : All temperatures shown on graphs are junction temperatures

FIGURE 3
Typical Reverse Current
vs Reverse Voltage



LittleDiode supplies new, hard to find or obsolete electronic components and semiconductors all over the world.

With over two million different components listed you are sure to find the part you need.

Feel free to visit us today at our online store:

LittleDiode.com

Looking forward to providing you with the best possible service.