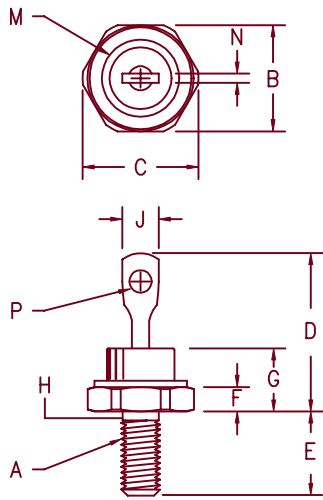


Military Ultra Fast Recovery Rectifier 1N5812 – 1N5816



- Notes:
1. 10–32 UNF3A threads
 2. Full threads within 2 1/2 threads
 3. Standard Polarity: Stud is Cathode
Reverse Polarity: Stud is Anode

Dim.	Inches		Millimeter		Notes
	Minimum	Maximum	Minimum	Maximum	
A	---	---	---	---	1
B	.424	.437	10.77	11.10	
C	---	.505	---	12.82	
D	.600	.800	15.24	20.32	
E	.422	.453	10.72	11.50	
F	.075	.175	1.91	4.44	
G	---	.405	---	10.29	
H	.163	.189	4.15	4.80	2
J	---	.250	2.54	3.56	
M	---	.350	---	8.89	Dia.
N	.020	.065	.510	1.65	
P	.070	.100	1.78	2.54	Dia.

D0203AA (D04)

Microsemi Catalog Number	Working Peak Reverse Voltage	Repetitive Peak Reverse Voltage
1N5812*	50V	50V
1N5814*	100V	100V
1N5816*	150V	150V

*Add Suffix R For Reverse Polarity

- Ultra Fast Recovery Rectifier
- Available in JAN, JANTX and JANTXV
- Mil-PRF-19500/478
- 175°C Junction Temperature
- V_{RRM} – 50 to 150 Volts
- 20 Amps Current Rating

Electrical Characteristics

Average forward current	$I_F(AV)$ 20 Amps	$T_C = 100^\circ C$, Square wave, $R_{\theta JC} = 1.5^\circ C/W$
Maximum surge current	I_{FSM} 400 Amps	8.3 ms, half sine $T_C = 100^\circ C$
Max peak forward voltage	V_{FM} .86 Volts	$I_{FM} = 10A$: $T_J = 25^\circ C^*$
Max peak forward voltage	V_{FM} .95 Volts	$I_{FM} = 20A$: $T_J = 25^\circ C^*$
Max peak forward voltage,	V_{FM} .78 Volts	$I_{FM} = 10A$: $T_J = 100^\circ C^*$
Max peak reverse current	I_{RM} 1 mA	V_{RRM} , $T_J = 100^\circ C$
Max peak reverse current	I_{RM} 10 μA	V_{RRM} , $T_J = 25^\circ C$
Max reverse recovery time	t_{RR} 35 ns	$I_F = I_R = 1A$ dc (pk), $I_{(REC)} = 0.1A$, $di/dt = 85A/\mu s$
Max junction capacitance	C_J 300 pF	$V_R = 10V$, $f = 1Mhz$, $T_J = 25^\circ C$

*Pulse test: Pulse width 300 μs , Duty cycle 2%

Thermal and Mechanical Characteristics

Storage temp range	TSTG	-65°C to 175°C
Operating junction temp range	T_J	-65°C to 175°C
Max thermal resistance	$R_{\theta JC}$	1.5°C/W Junction to case
Mounting torque		15 inch pounds maximum
Weight		.16 ounces (5.0 grams) typical

MILITARY

1N5812 — 1N5816

Figure 1
Typical Forward Characteristics

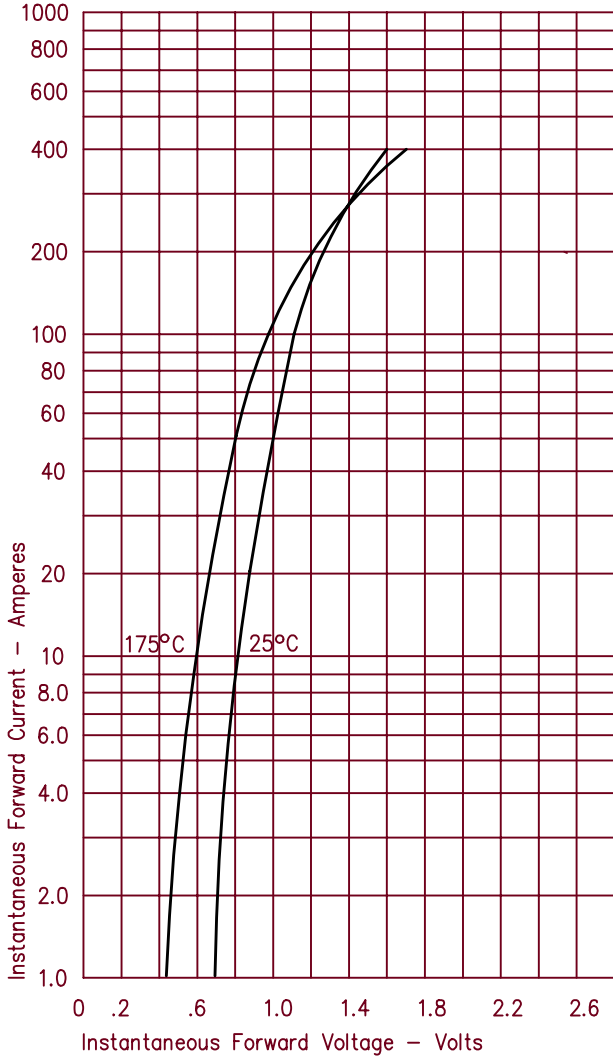


Figure 3
Typical Junction Capacitance

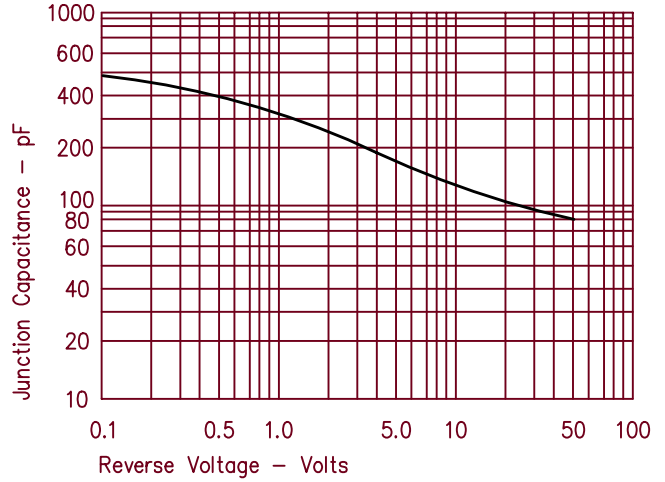


Figure 4
Forward Current Derating

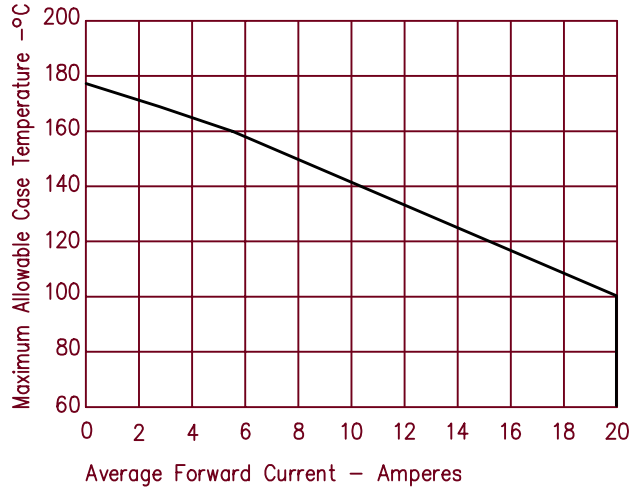
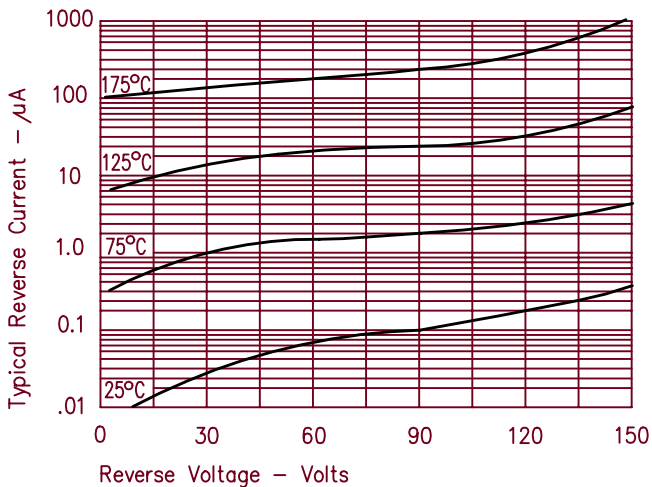


Figure 2
Typical Reverse Characteristics





LittleDiode supplies new, hard to find or obsolete electronic components and semiconductors all over the world.

With over two million different components listed you are sure to find the part you need.

Feel free to visit us today at our online store:

LittleDiode.com

Looking forward to providing you with the best possible service.