

Super-luminosity/High-luminosity Numeric LED

■ Super-luminosity/High-luminosity Numeric LED Figures shown below are values per segment.

(Ta=25°C)

Digit	Type	Character height (mm)	Type of display	Common pins	U (Red)		T (Red)		Outline dimensions		
					Model No.	Luminous intensity (mcd)	Model No.	Luminous intensity (mcd)	Page	Figure	
						TYP.		TYP.			
1-digit	Mold Type	8.0		A			GL9T030	4.0	→	10	
				K			GL8T030	4.0			
		10.16		A			GL9T040	4.25		9	
				K			GL8T040	4.25			
		14.12		A			GL9T156	5.25		8	
				K			GL8T156	5.25			
	20.32		A			GL9T08	2.2	6			
			K			GL8T08	2.2				
	Substrate Type	25.4		A	GL9U100	35.0		GL9T100	9.5	→	4
				K	GL8U100	35.0		GL8T100	9.5		
		38.1		A	GL9U15	27.0			3		
				K	GL8U15	27.0					
76.0			A	GL9U30	(120)*			1			
			K	GL8U30	(120)*						
Multi-digits	Mold Type	10.16		A			GL7T201	4.25	→	12	
				K			GL6T201	4.25			
	8.0		A			GL3T422	1.5	→	19		
			K			GL3T421	1.5				
	7.6		A			GL3T508D	1.5		21		
			K			GL3T507D	1.5				

*1 A: Anode common K: Cathode common * Production after order confirmation

* As for current conditions, refer to I_F in electro-optical characteristics

■ Absolute Maximum Ratings Figures shown below are values per segment.

(Ta=25°C)

Character height (mm)	Radiation color	Forward current I _F (mA)	Peak forward current I _{FM} ^{*1} (mA)	Derating factor (mA/°C)		Reverse voltage V _R (V)	Operating temperature T _{opr.} (°C)	Storage temperature T _{stg.} (°C)
				DC	Pulse			
8.0/10.16/14.12/20.32	T	20	100	0.36	1.82	5	-30 to +70	-40 to +80
25.4, 38.1, 76.0	U	20	150 ^{*2}	0.36	2.73	6	-30 to +70	-40 to +80
25.4, 38.1	T	20	100	0.36	1.82	5	-30 to +70	-40 to +80

*1 Duty ratio=1/10, Pulse width=0.1ms

*2 U type duty ratio=1/16, pulse width=0.1ms

■ Electro-optical Characteristics Figures shown below are values per segment.

(Ta=25°C)

Character height (mm)	Radiation color	Forward current V _F		Peak emission wavelength λ _p (nm) TYP.	Spectrum radiation bandwidth Δλ(nm) TYP.		I _F (mA)	Reverse current I _R (μA) MAX. V _R (V)	
		TYP.	MAX.						
8.0/10.16/14.12/20.32	T	1.7	2.2	660	20	10	10	4	
25.4, 38.1, 76.0	U	3.5	4.8	660	20	10	100	5	
25.4, 38.1	T	3.4	4.4	660	20	10	10	4	

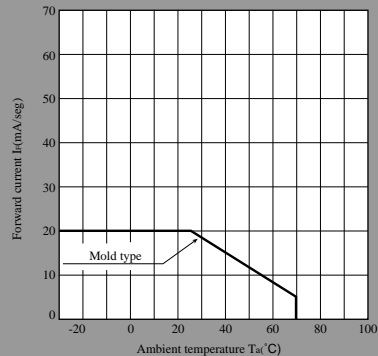
(Notice) • In the absence of confirmation by device specification sheets, SHARP takes no responsibility for any defects that may occur in equipment using any SHARP devices shown in catalogs, data books, etc. Contact SHARP in order to obtain the latest device specification sheets before using any SHARP device.

(Internet) • Data for sharp's optoelectronic/power device is provided for internet.(Address <http://www.sharp.co.jp/ecg/>)

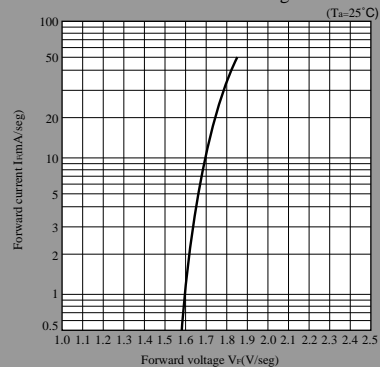
Numeric LED Characteristics Diagrams

T series

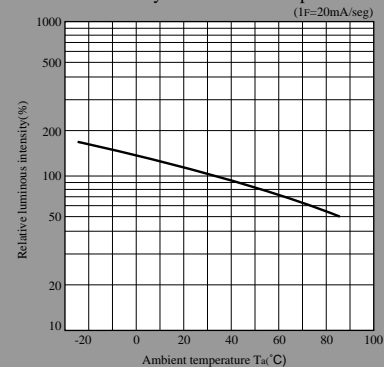
Forward Current Derating Curve



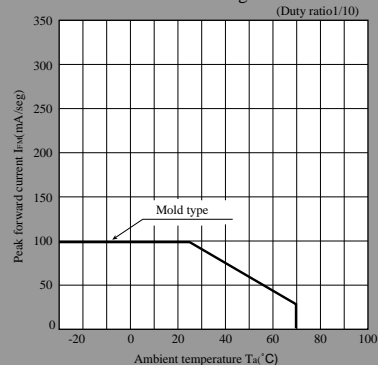
Forward Current vs. Forward Voltage*



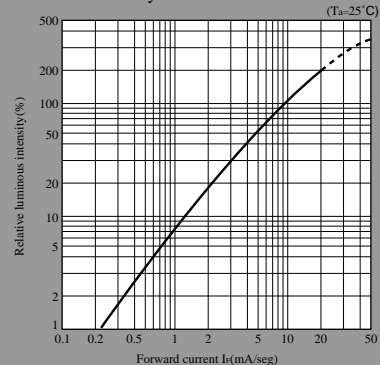
Luminous Intensity vs. Ambient Temperature



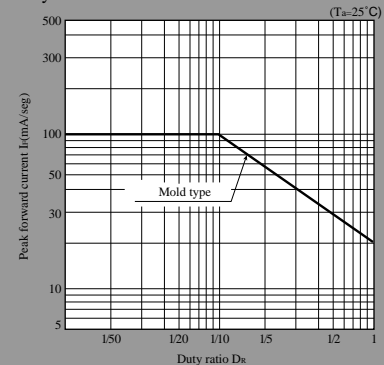
Peak Forward Current Derating Curve



Luminous Intensity vs. Forward Current



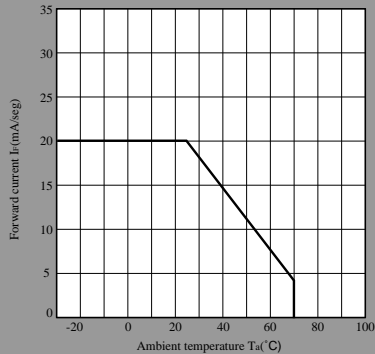
Duty Ratio vs. Peak Forward Current



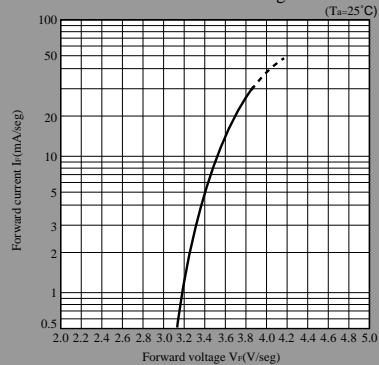
* In case of 25.4mm: value per 1segment 1chip

U series

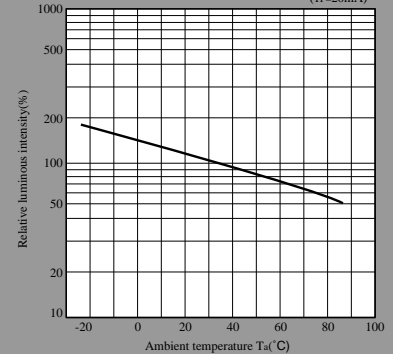
Forward Current Derating Curve



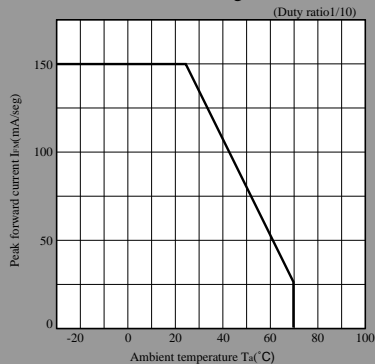
Forward Current vs. Forward Voltage* (T_a=25°C)



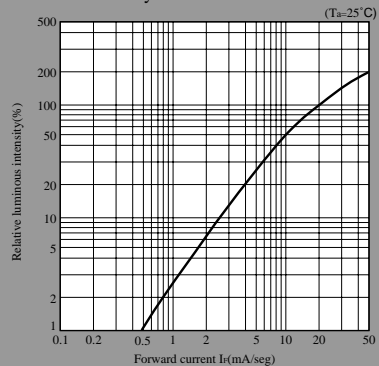
Luminous Intensity vs. Ambient Temperature (I_f=20mA)



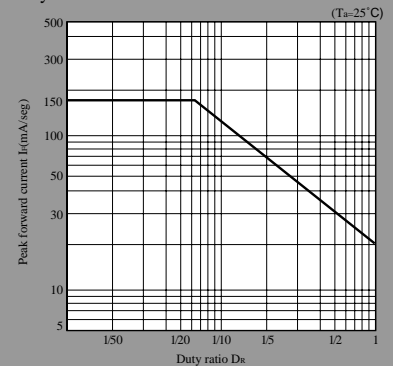
Peak Forward Current Derating Curve (Duty ratio/10)



Luminous Intensity vs. Forward Current (T_a=25°C)



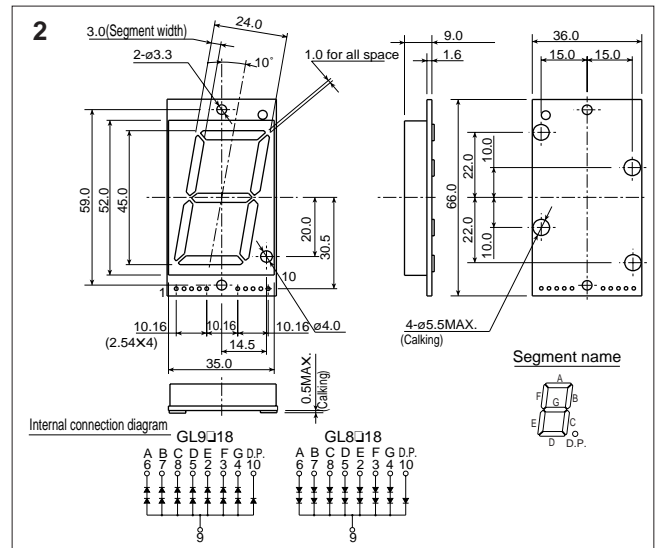
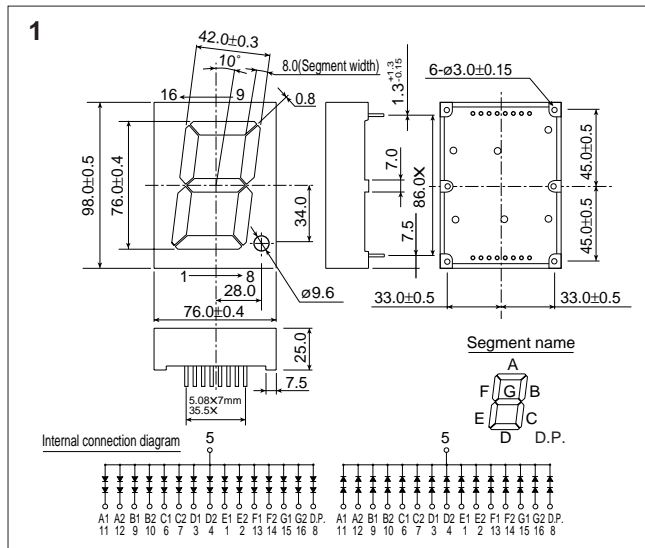
Duty Ratio vs. Peak Forward Current (T_a=25°C)



* In case of 25.4/38.1/76.0mm: value per 1segment 1chip

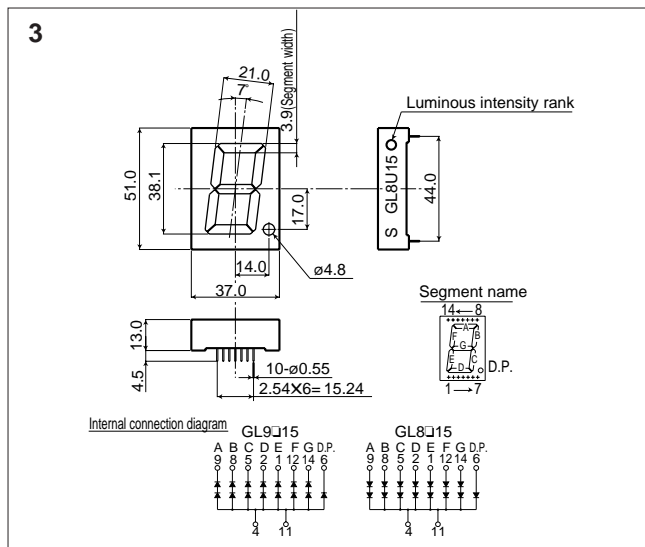
- (Notice) • In the absence of confirmation by device specification sheets, SHARP takes no responsibility for any defects that may occur in equipment using any SHARP devices shown in catalogs, data books, etc. Contact SHARP in order to obtain the latest device specification sheets before using any SHARP device.
- (Internet) • Data for sharp's optoelectronic/power device is provided for internet.(Address <http://www.sharp.co.jp/ecg/>)

Numeric LED Outline Dimensions(Unit:mm)

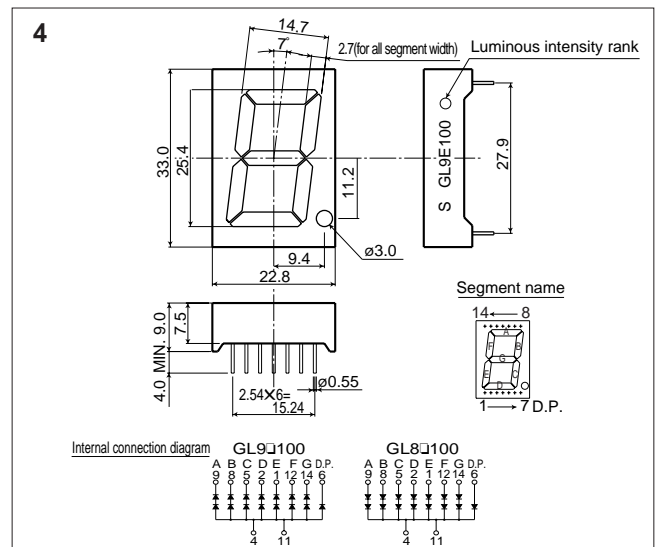


GL9□30 Series GL8□30 Series

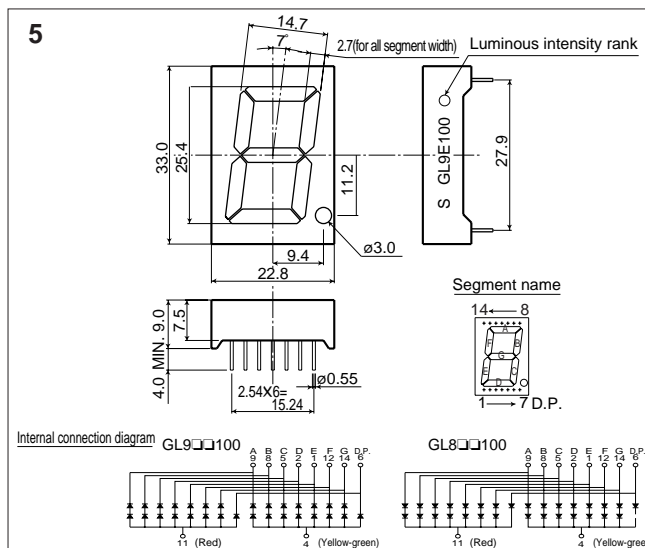
GL9□18 Series GL8□18 Series



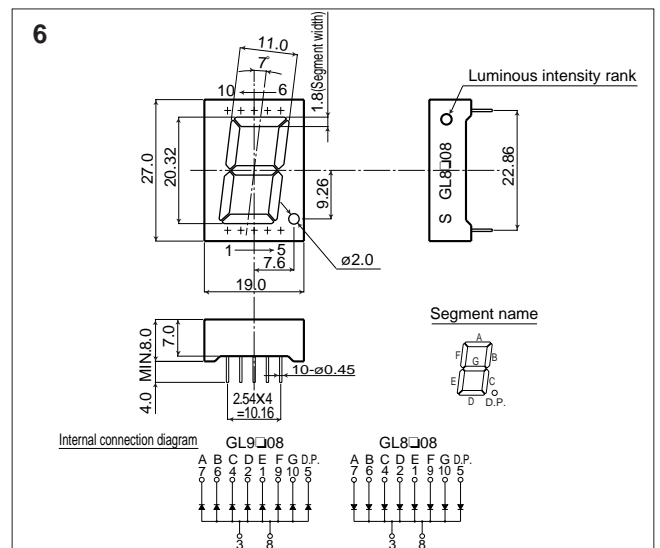
GL9□15 Series GL8□15 Series



GL9□100 Series GL8□100 Series



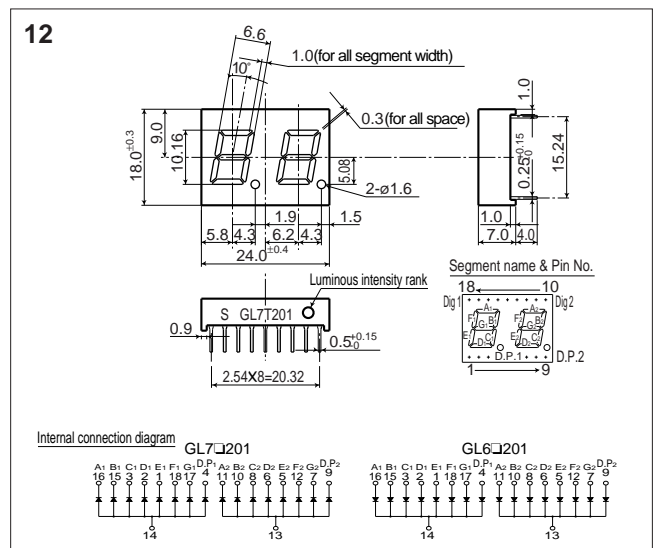
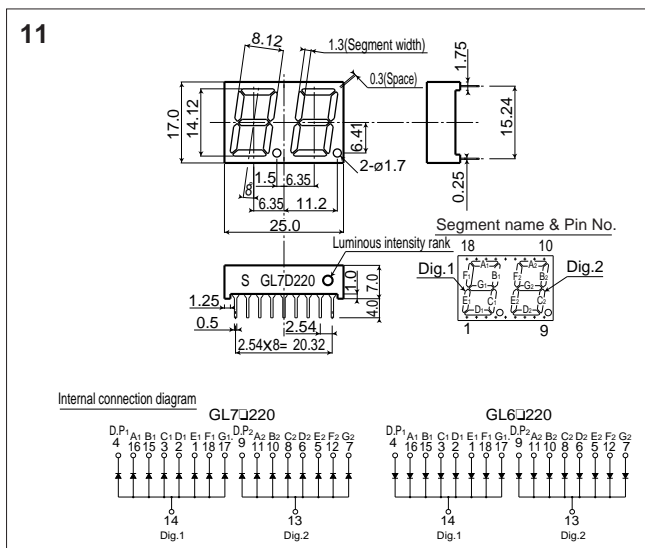
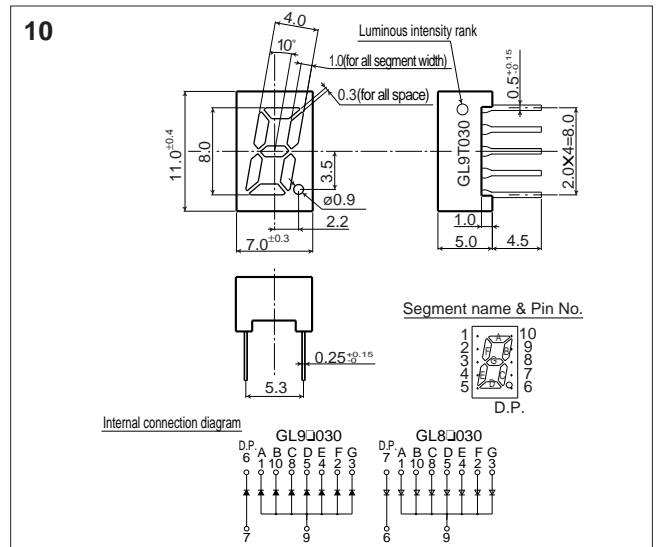
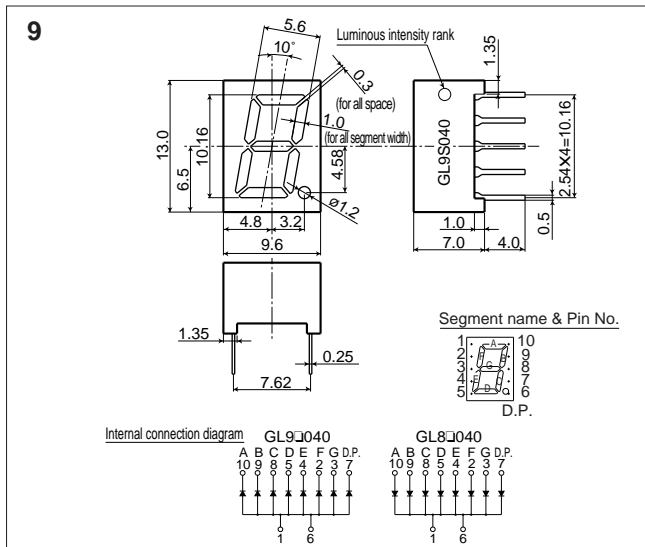
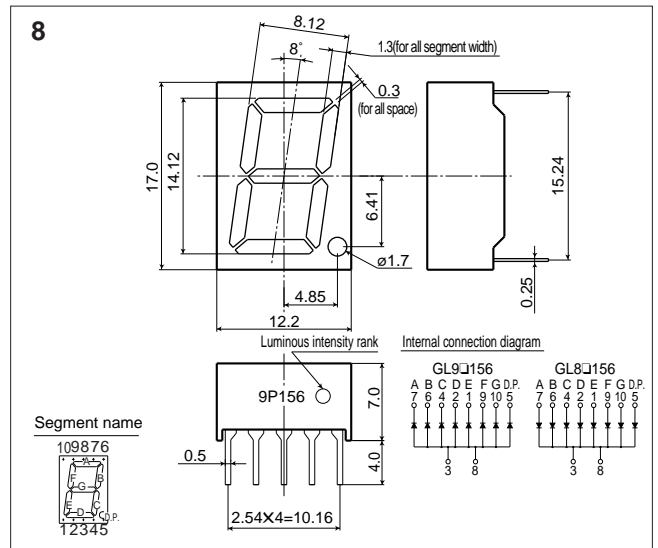
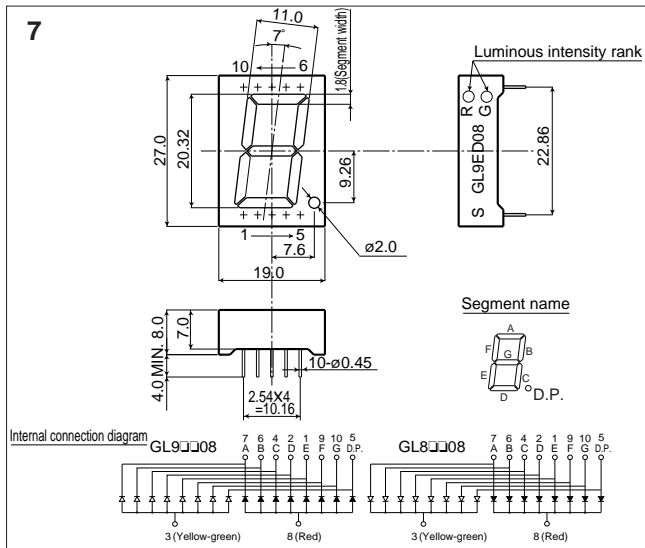
GL9□100 Series GL8□100 Series



GL9□08 Series GL8□08 Series

(Notice) • In the absence of confirmation by device specification sheets, SHARP takes no responsibility for any defects that may occur in equipment using any SHARP devices shown in catalogs, data books, etc. Contact SHARP in order to obtain the latest device specification sheets before using any SHARP device.
 (Internet) • Data for sharp's optoelectronic/power device is provided for internet.(Address <http://www.sharp.co.jp/ecg/>)

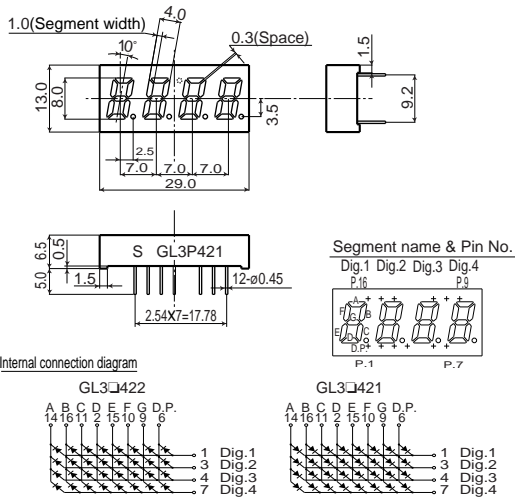
Numeric LED Outline Dimensions(Unit:mm)



(Notice) • In the absence of confirmation by device specification sheets, SHARP takes no responsibility for any defects that may occur in equipment using any SHARP devices shown in catalogs, data books, etc. Contact SHARP in order to obtain the latest device specification sheets before using any SHARP device.
 (Internet) • Data for sharp's optoelectronic/power device is provided for internet.(Address <http://www.sharp.co.jp/ecg/>)

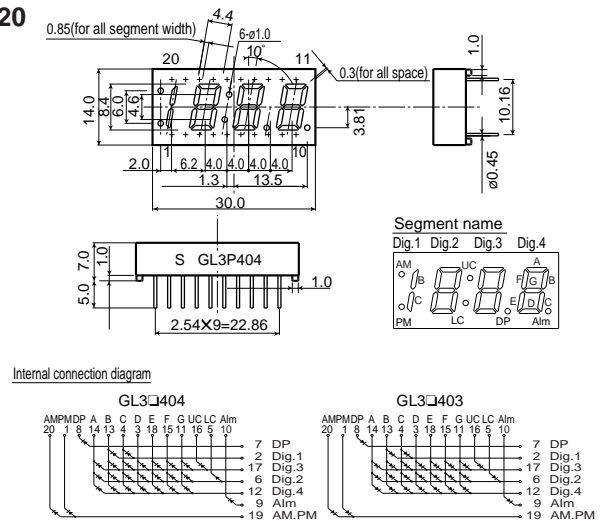
Numeric LED Outline Dimensions(Unit:mm)

19



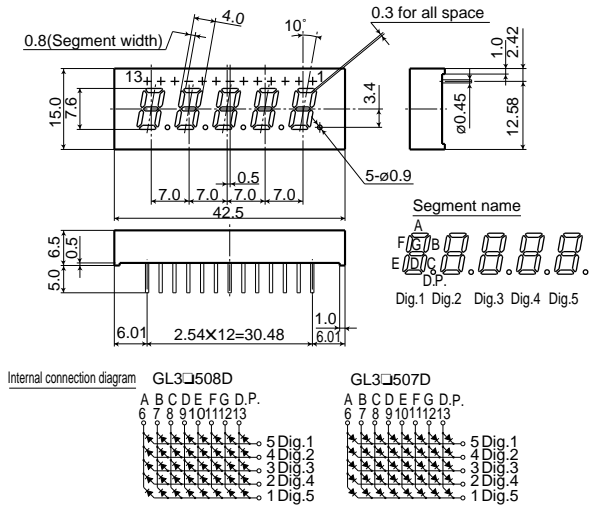
GL3□422 Series GL3□421 Series

20



GL3□404 Series GL3□403 Series

21



GL3□508D Series GL3□507D Series



LittleDiode supplies new, hard to find or obsolete electronic components and semiconductors all over the world.

With over two million different components listed you are sure to find the part you need.

Feel free to visit us today at our online store:

LittleDiode.com

Looking forward to providing you with the best possible service.