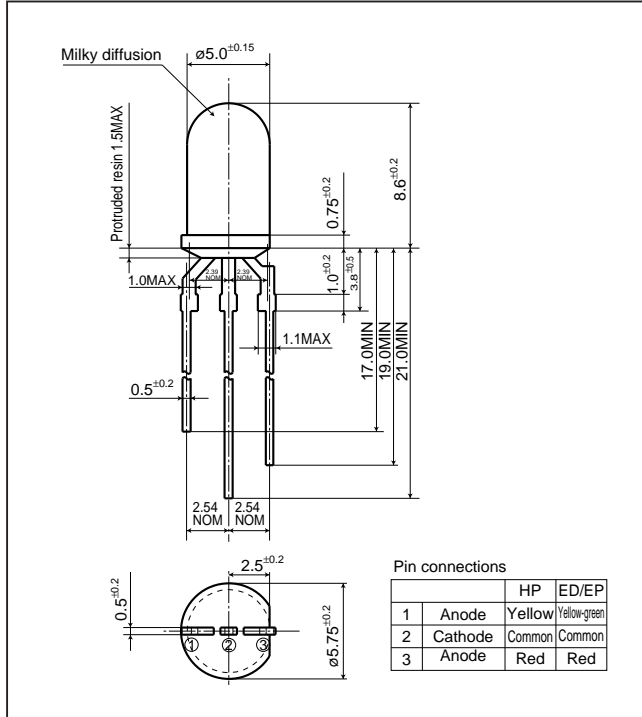


# GL5□□5 series

## ø5mm(T-1 3/4), Cylinder Type, Milky Diffusion, Dichromatic LED Lamps for Backlight/Indicator

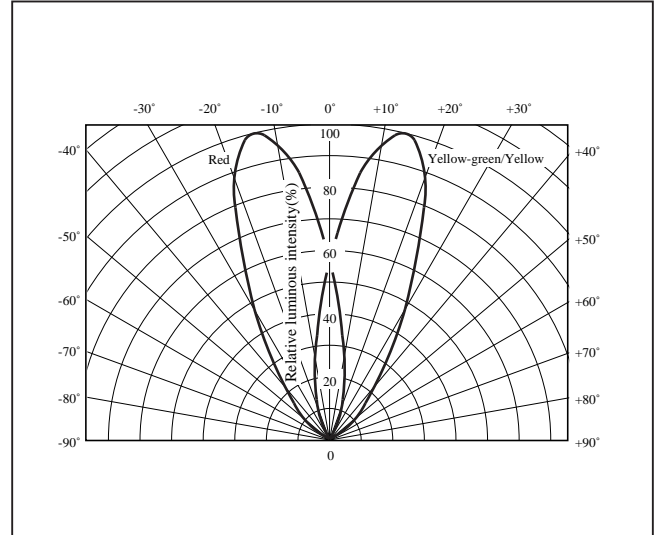
### Outline Dimensions

(Unit : mm)



### Radiation Diagram

(T<sub>a</sub>=25°C)



### Absolute Maximum Ratings

(T<sub>a</sub>=25°C)

Model No.	Radiation color	Radiation material	Power dissipation P <sup>*1</sup> (mW)	Forward current I <sub>F</sub> (mA)	Peak forward current I <sub>FM</sub> <sup>*2</sup> (mA)	Derating factor (mA/°C)		Reverse voltage V <sub>R</sub> (V)	Operating temperature T <sub>opr</sub> (°C)	Storage temperature T <sub>stg</sub> (°C)	Soldering temperature T <sub>sol</sub> <sup>*3</sup> (°C)
						DC	Pulse				
GL5EP5	Yellow-green	GaP	84	30	50	0.40	0.67	5	-25 to +85	-25 to +100	260
	Red	GaP	48	20	50	0.27	0.67	5			
GL5ED5	Yellow-green	GaP	84	30	50	0.40	0.67	5	-25 to +85	-25 to +100	260
	Red	GaAsP on GaP	84	30	50	0.40	0.67	5			
GL5HP5	Yellow	GaAsP on GaP	50	20	50	0.27	0.67	5	-25 to +85	-25 to +100	260
	Red	GaP	35	15	50	0.20	0.67	5			

\*1 The value is specified under the condition that either color is lightened separately. When the both diodes are lightened simultaneously, the power dissipation of each diode should be less than the half of the value specified in this table.

\*2 Duty ratio=1/10, Pulse width=0.1ms

\*3 5s or less(At the position of 1.6mm or more from the bottom face of resin package)

### Electro-optical Characteristics

(T<sub>a</sub>=25°C)

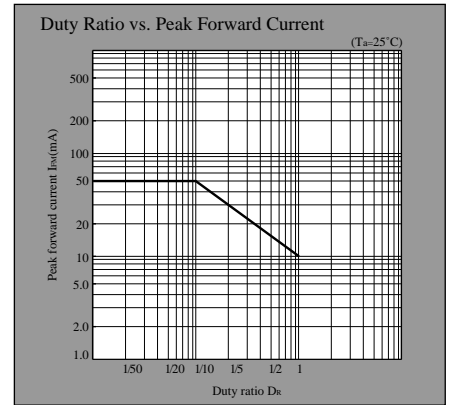
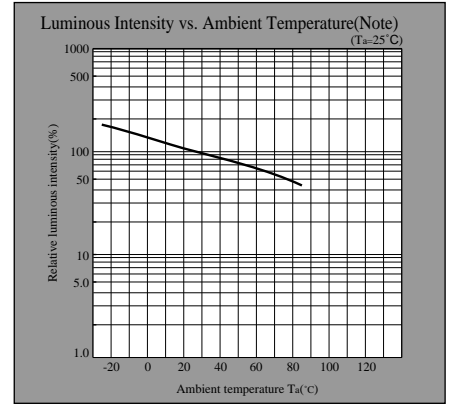
Lens type	Model No.	Radiation color	Forward voltage V <sub>F</sub> (V)		Peak emission wavelength λ <sub>p</sub> (nm)		Luminous intensity I <sub>v</sub> (mcd)		Spectrum radiation bandwidth Δλ(nm)		Reverse current I <sub>R</sub> (μA)		Terminal capacitance C <sub>t</sub> (pF)		Page for characteristics diagrams
			TYP	MAX	TYP	I <sub>F</sub> (mA)	TYP	I <sub>F</sub> (mA)	TYP	I <sub>F</sub> (mA)	MAX	V <sub>R</sub> (V)	TYP	(MHz)	
Milky diffusion	GL5EP5	Yellow-green	2.1	2.8	565	20	40	20	30	20	10	4	35	1	→
		Red	2.0	2.4	695	10	9.0	10	100	10	10	4	55	1	→
	GL5ED5	Yellow-green	2.1	2.8	565	20	40	20	30	20	10	4	35	1	→
		Red	2.0	2.8	635	20	25	20	35	20	10	4	20	1	→
	GL5HP5	Yellow	1.9	2.5	585	10	15	10	30	10	10	4	35	1	→
		Red	2.0	2.4	695	10	9.0	10	100	10	10	4	55	1	→

(Notice) • In the absence of confirmation by device specification sheets, SHARP takes no responsibility for any defects that may occur in equipment using any SHARP devices shown in catalogs, data books, etc. Contact SHARP in order to obtain the latest device specification sheets before using any SHARP device.

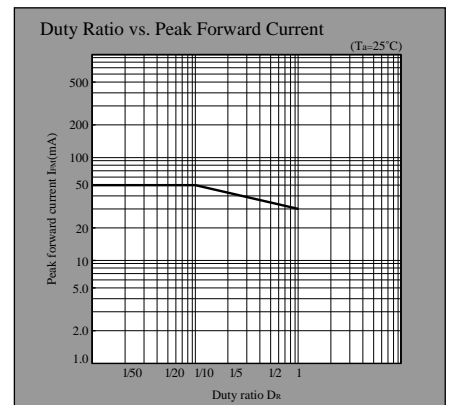
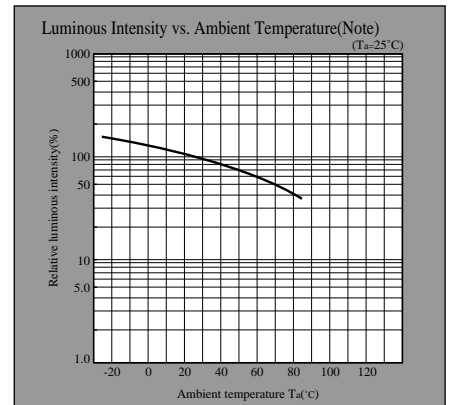
(Internet) • Data for sharp's optoelectronic/power device is provided for internet.(Address <http://www.sharp.co.jp/ecg/>)

# LED Lamp Characteristics Diagrams

## PR series



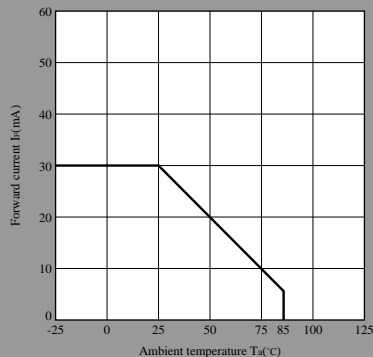
## HD series



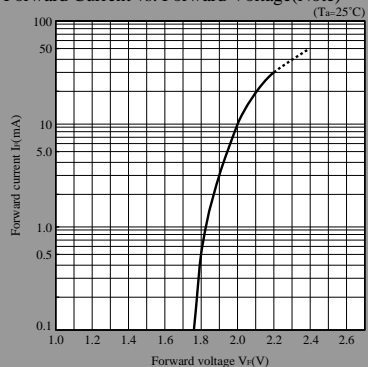
Note) Characteristics shown in diagrams are typical values. (not assurance value)

- (Notice) • In the absence of confirmation by device specification sheets, SHARP takes no responsibility for any defects that may occur in equipment using any SHARP devices shown in catalogs, data books, etc. Contact SHARP in order to obtain the latest device specification sheets before using any SHARP device.  
 (Internet) • Data for sharp's optoelectronic/power device is provided for internet.(Address <http://www.sharp.co.jp/ecg/>)

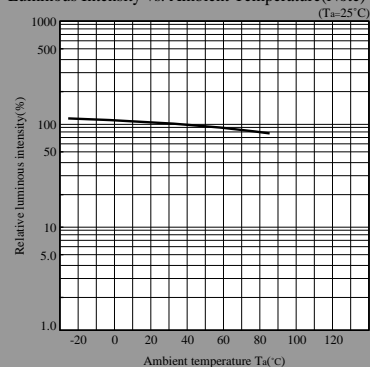
Forward Current Derating Curve



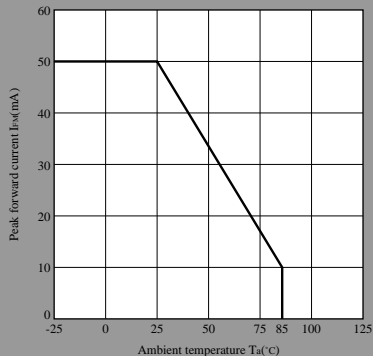
Forward Current vs. Forward Voltage(Note)



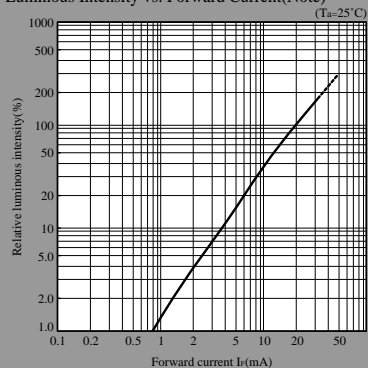
Luminous Intensity vs. Ambient Temperature(Note)



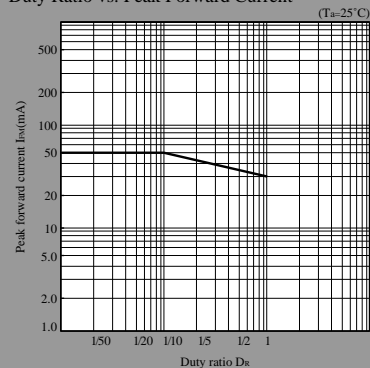
Peak Forward Current Derating Curve



Luminous Intensity vs. Forward Current(Note)



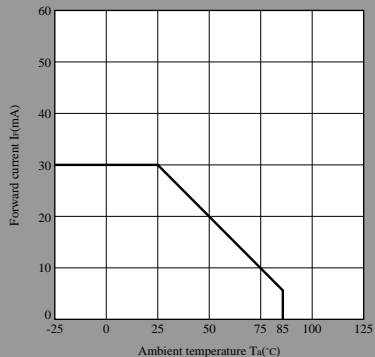
Duty Ratio vs. Peak Forward Current



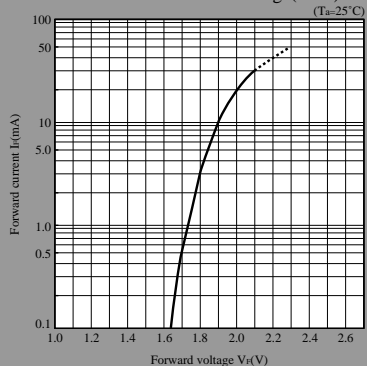
Note) Characteristics shown in diagrams are typical values. (not assurance value)

# HY series

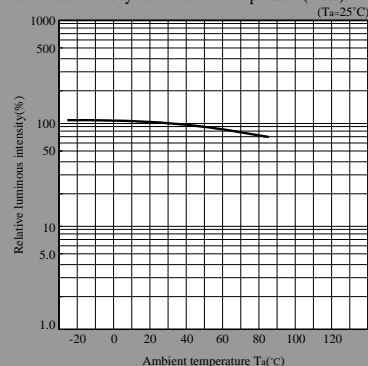
### Forward Current Derating Curve



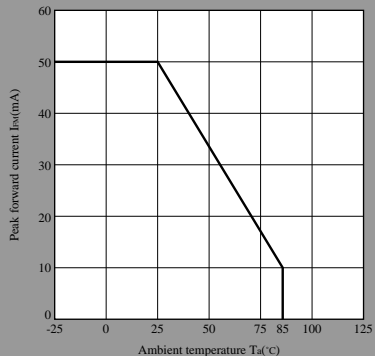
### Forward Current vs. Forward Voltage(Note)



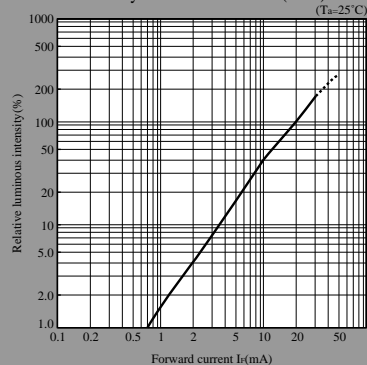
### Luminous Intensity vs. Ambient Temperature(Note)



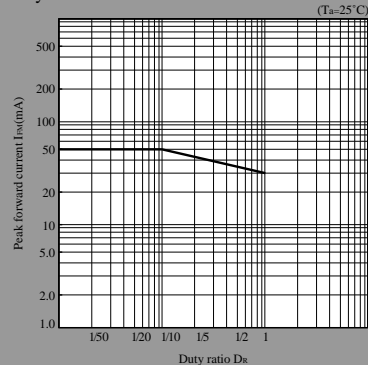
### Peak Forward Current Derating Curve



### Luminous Intensity vs. Forward Current(Note)



### Duty Ratio vs. Peak Forward Current



Note) Characteristics shown in diagrams are typical values. (not assurance value)



LittleDiode supplies new, hard to find or obsolete electronic components and semiconductors all over the world.

With over two million different components listed you are sure to find the part you need.

Feel free to visit us today at our online store:

[LittleDiode.com](http://LittleDiode.com)

Looking forward to providing you with the best possible service.