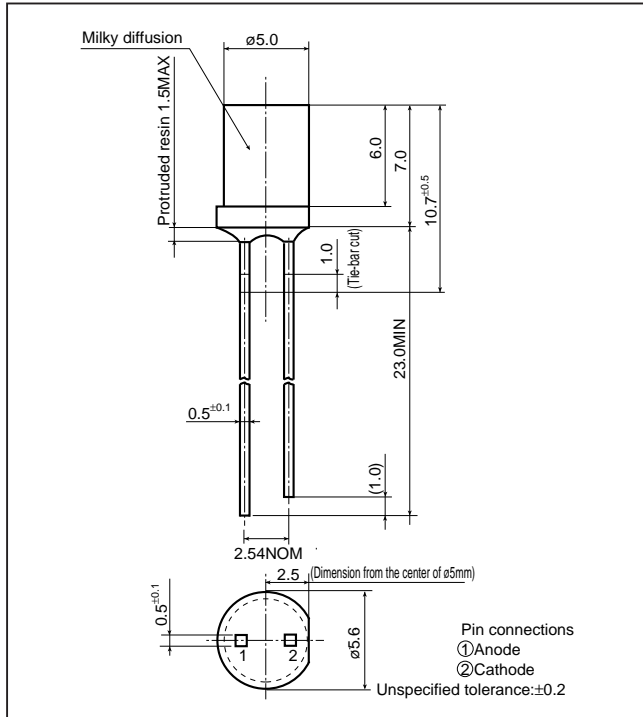


GL5□□60 series

ø5mm(T-1 3/4), Cylinder Type(Flat Top), Milky Diffusion LED Lamps for Backlight/Indicator

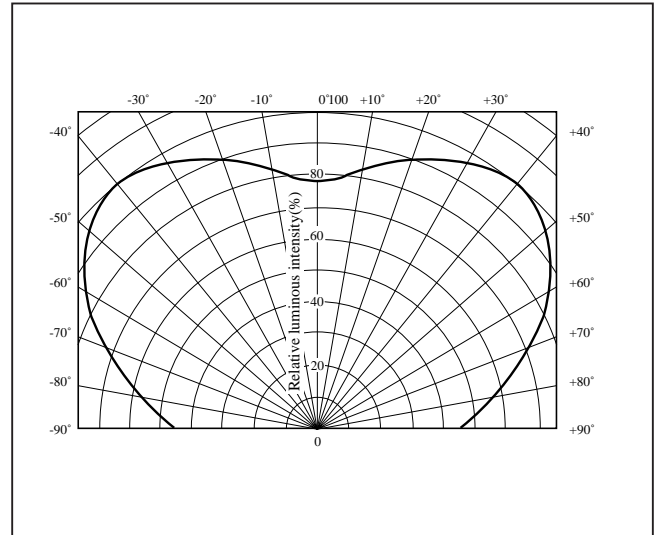
Outline Dimensions

(Unit : mm)



Radiation Diagram

(Ta=25°C)



Absolute Maximum Ratings

(Ta=25°C)

| Model No. | Radiation color | Radiation material | Power dissipation P (mW) | Forward current IF (mA) | Peak forward current IFM ^{*1} (mA) | Derating factor (mA/°C) | | Reverse voltage VR (V) | Operating temperature Topr (°C) | Storage temperature Tstg (°C) | Soldering temperature Tsol ^{*2} (°C) |
|-----------|-----------------|--------------------|--------------------------------|-------------------------------|---|----------------------------|-------|------------------------------|---------------------------------------|-------------------------------------|---|
| | | | | | | DC | Pulse | | | | |
| GL5HD60 | Red | GaAsP on GaP | 84 | 30 | 50 | 0.40 | 0.67 | 5 | -25 to +85 | -25 to +100 | 260 |
| GL5EG60 | Yellow-green | GaP | 84 | 30 | 50 | 0.40 | 0.67 | 5 | -25 to +85 | -25 to +100 | 260 |

*1 Duty ratio=1/10, Pulse width=0.1ms

*2 5s or less(At the position of 1.6mm or more from the bottom face of resin package)

Electro-optical Characteristics

(Ta=25°C)

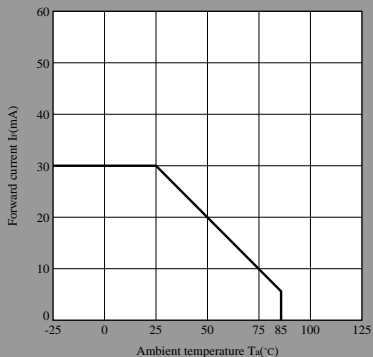
| Lens type | Model No. | Forward voltage VF(V) | | Peak emission wavelength | | Luminous intensity | | Spectrum radiation bandwidth | | Reverse current | | Terminal capacitance | | Page for characteristics diagrams |
|-----------------|-----------|--------------------------|-----|--------------------------|------------|--------------------|------------|------------------------------|------------|-----------------|-----------|----------------------|-------|-----------------------------------|
| | | TYP | MAX | λp(nm) TYP | IF (mA) | IV(mcd) TYP | IF (mA) | Δλ(nm) TYP | IF (mA) | IR(μA) MAX | VR (V) | C(pF) TYP | (MHz) | |
| Milky diffusion | GL5HD60 | 2.0 | 2.8 | 635 | 20 | 8.0 | 20 | 35 | 20 | 10 | 4 | 20 | 1 | → |
| | GL5EG60 | 2.1 | 2.8 | 565 | 20 | 23.0 | 20 | 30 | 20 | 10 | 4 | 35 | 1 | → |

(Notice) • In the absence of confirmation by device specification sheets, SHARP takes no responsibility for any defects that may occur in equipment using any SHARP devices shown in catalogs, data books, etc. Contact SHARP in order to obtain the latest device specification sheets before using any SHARP device.

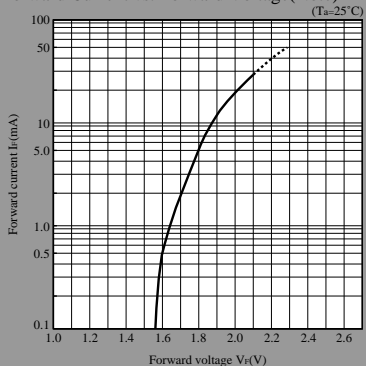
(Internet) • Data for sharp's optoelectronic/power device is provided for internet.(Address <http://www.sharp.co.jp/ecg/>)

HD series

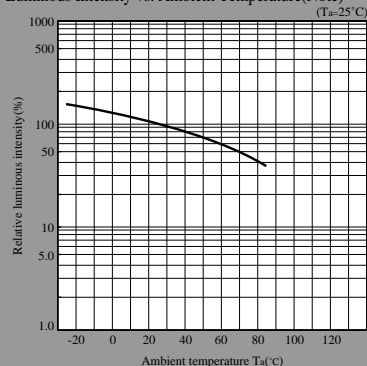
Forward Current Derating Curve



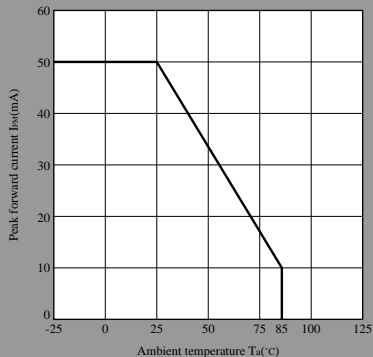
Forward Current vs. Forward Voltage(Note)



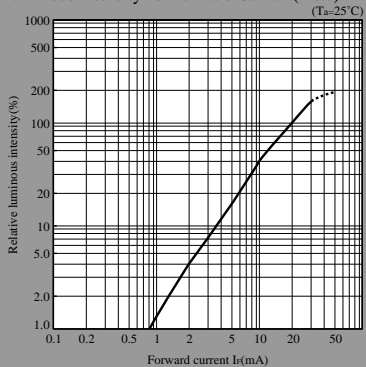
Luminous Intensity vs. Ambient Temperature(Note)



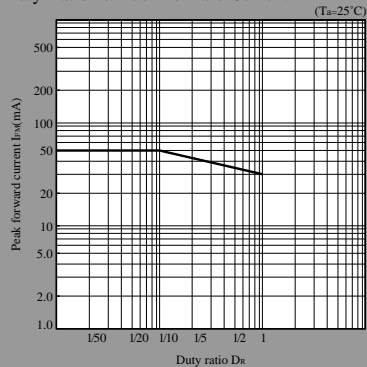
Peak Forward Current Derating Curve



Luminous Intensity vs. Forward Current(Note)

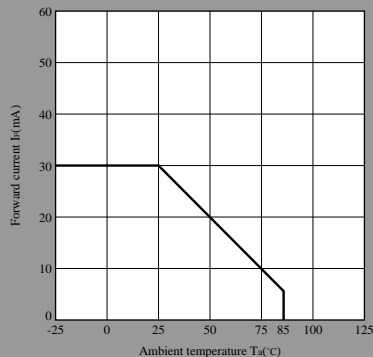


Duty Ratio vs. Peak Forward Current

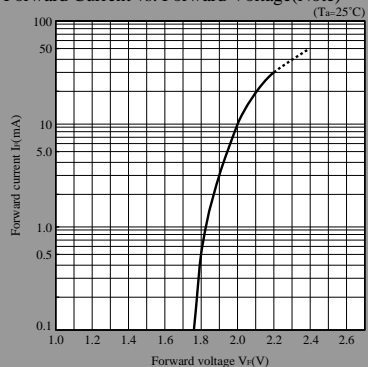


Note) Characteristics shown in diagrams are typical values. (not assurance value)

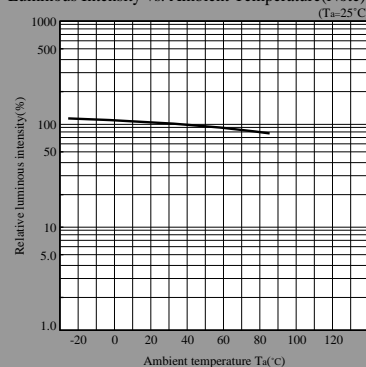
Forward Current Derating Curve



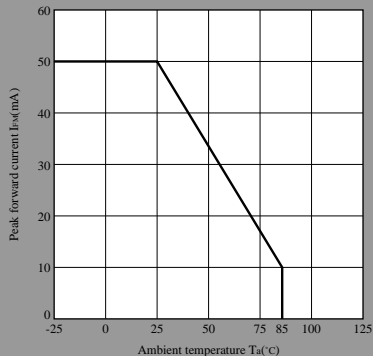
Forward Current vs. Forward Voltage(Note)



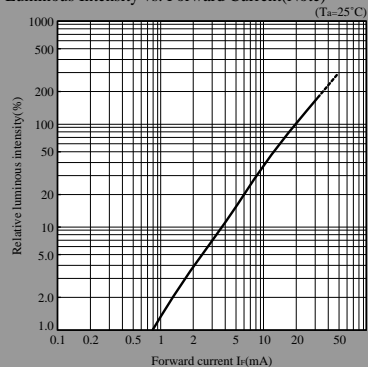
Luminous Intensity vs. Ambient Temperature(Note)



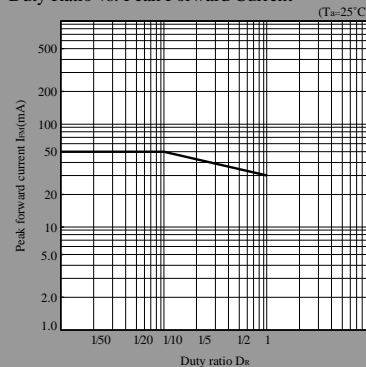
Peak Forward Current Derating Curve



Luminous Intensity vs. Forward Current(Note)



Duty Ratio vs. Peak Forward Current



Note) Characteristics shown in diagrams are typical values. (not assurance value)



LittleDiode supplies new, hard to find or obsolete electronic components and semiconductors all over the world.

With over two million different components listed you are sure to find the part you need.

Feel free to visit us today at our online store:

LittleDiode.com

Looking forward to providing you with the best possible service.