

GL450/GL451/GL452 GL453/GL454

Bidirectional Emission Type Infrared Light Emitting Diode

Features

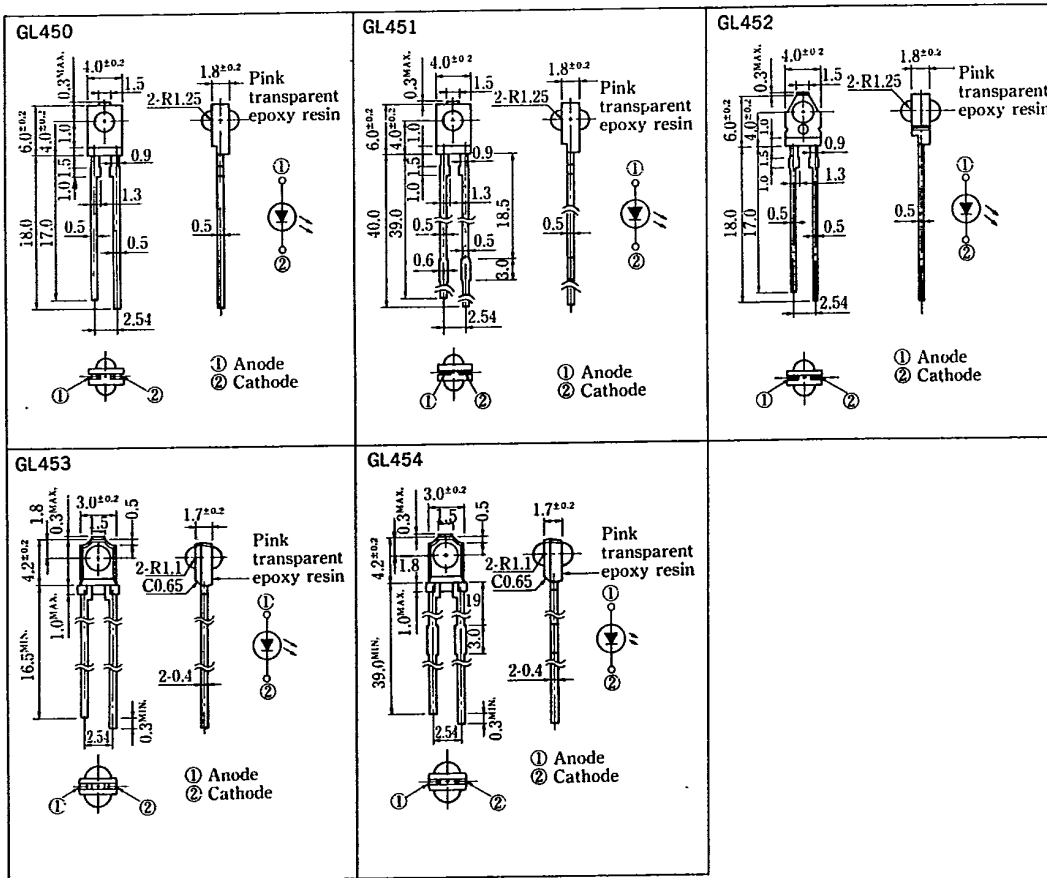
1. Bidirectional light emission type
2. High output (Φ_e : TYP. 1.0mW at $I_F=20mA$)
3. Corner-cut type (GL452)
Compact package type (GL453/GL454)
4. Long lead pin type (GL451/GL454)
5. Epoxy resin package

Applications

1. Light source for tape-end detectors of VHS type VCRs

Outline Dimensions

(Unit : mm)



■ Absolute Maximum Ratings (Ta=25°C)

Parameter	Symbol	Rating	Unit
Power dissipation	P	75	mW
Forward current	I _F	50	mA
*1 Peak forward current	I _{FM}	1	A
Reverse voltage	V _R	6	V
Operating temperature	T _{opr}	-25 ~ +85	°C
Storage temperature	T _{stg}	-40 ~ +85	°C
*2 Soldering temperature	T _{sol}	260	°C

- *1 Pulse width ≤ 100μs, Duty ratio = 0.01
- *2 For 3 seconds at the position of 2.5mm from the bottom face of resin package (GL450/GL451/GL452)
For 3 seconds at the position of 1.8mm from the bottom face of resin package (GL453/GL454)

■ Electro-optical Characteristics (Ta=25°C)

Parameter	Symbol	Conditions	MIN.	TYP.	MAX.	Unit
Forward voltage	V _F	I _F = 20mA	—	1.2	1.4	V
				1.2	1.5	V
Peak forward voltage	V _{FM}	I _{FM} = 0.5A	—	3.0	4.0	V
Reverse current	I _R	V _R = 3V	—	—	10	μA
Terminal capacitance	C _t	V = 0, f = 1MHz	—	50	—	pF
				30	—	pF
Radiant flux	Φ _e	I _F = 20mA	0.7	1.0	2.0	mW
				0.7	1.6	mW
Peak emission wavelength	λ _p	I _F = 5mA	—	950	—	nm
Half intensity wavelength	Δλ	I _F = 5mA	—	45	—	nm

3

Fig. 1 Forward Current vs. Ambient Temperature

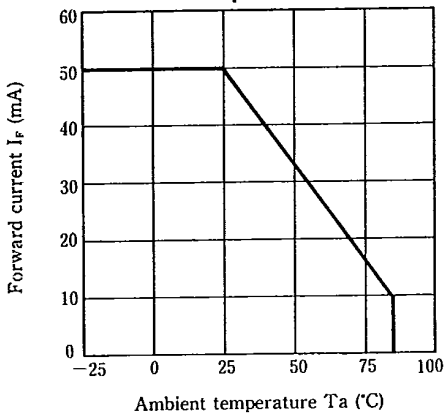


Fig. 2 Peak Forward Current vs. Duty Ratio

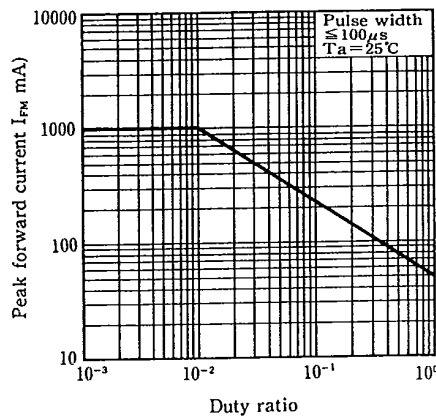


Fig. 3 Spectral Distribution

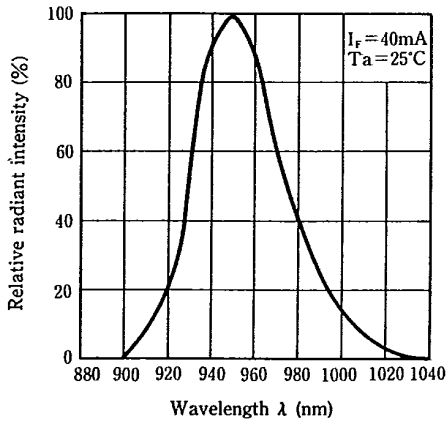


Fig. 4 Peak Emission Wavelength vs. Ambient Temperature

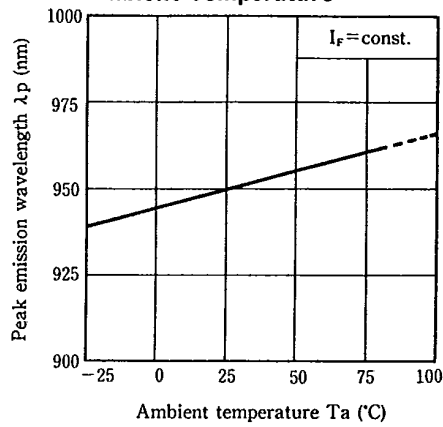


Fig. 5 Forward Current vs. Forward Voltage

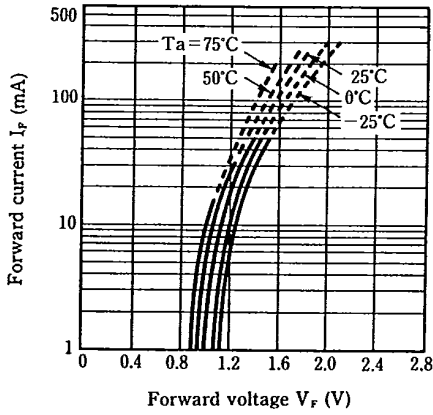


Fig. 6 Relative Radiant Flux vs. Ambient Temperature

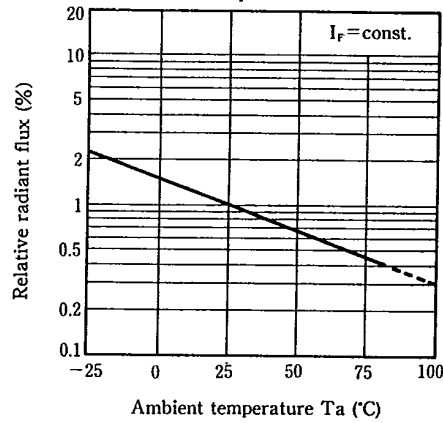


Fig. 7 Relative Radiant Flux vs. Peak Forward Current

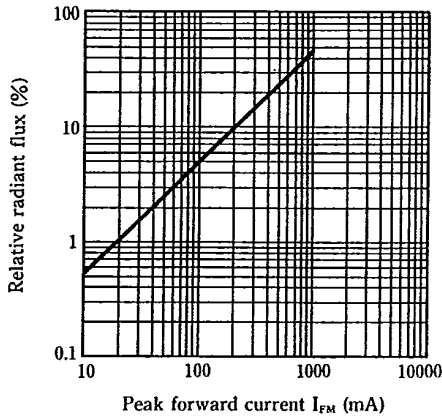


Fig. 8 Relative Radiant Intensity vs. Distance

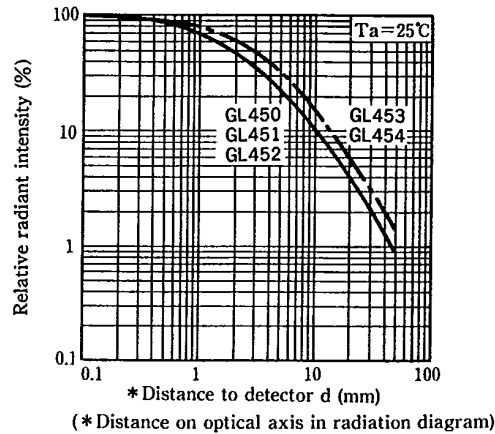
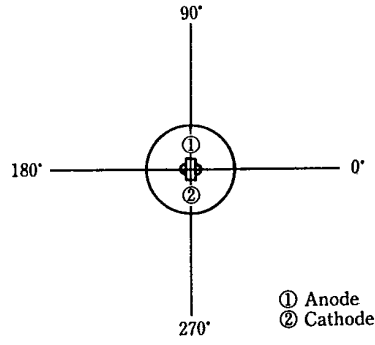
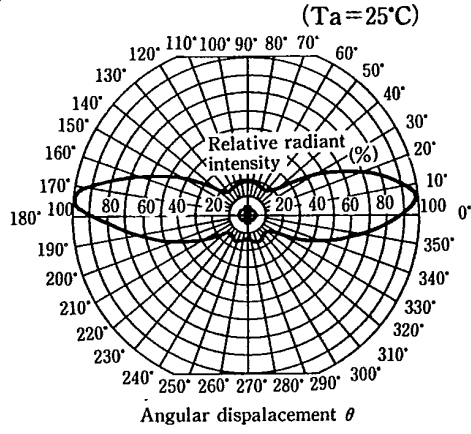


Fig. 9 Radiation Diagram

T-41-11



3

This datasheet has been downloaded from:

www.DatasheetCatalog.com

Datasheets for electronic components.



LittleDiode supplies new, hard to find or obsolete electronic components and semiconductors all over the world.

With over two million different components listed you are sure to find the part you need.

Feel free to visit us today at our online store:

LittleDiode.com

Looking forward to providing you with the best possible service.