

# GL4100

## Side View and Thin Flat Type Infrared Emitting Diode

### ■ Features

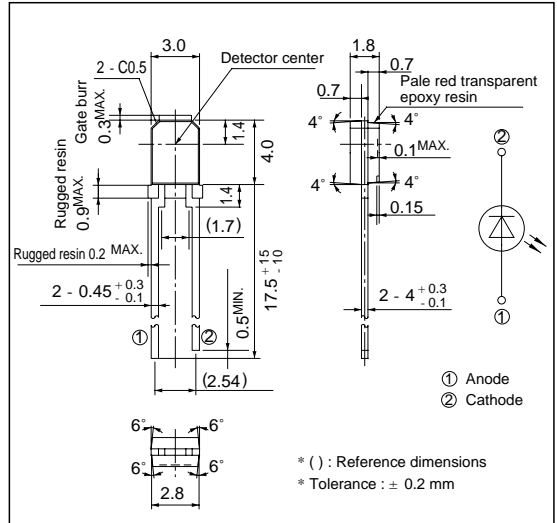
1. Compact flat package
2. Wide beam angle  
(Half intensity angle :  $\pm 90^\circ$  )

### ■ Applications

1. Mouses
2. Track balls

### ■ Outline Dimensions

(Unit : mm)



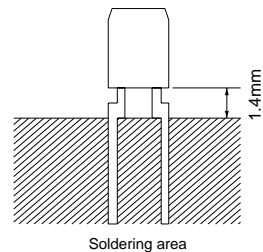
### ■ Absolute Maximum Ratings

(Ta=25°C)

Parameter	Symbol	Rating	Unit
Forward current	$I_F$	50	mA
*1 Peak forward current	$I_{FM}$	1	A
Reverse voltage	$V_R$	6	V
Power dissipation	P	75	mW
Operating temperature	$T_{opr}$	- 25 to + 85	°C
Storage temperature	$T_{stg}$	- 40 to + 85	°C
*2 Soldering temperature	$T_{sol}$	260	°C

\* 1 Pulse width  $\leq 100\mu s$ , Duty ratio=0.01

\* 2 For 5 seconds at the position of 1.4 mm from the resin edge

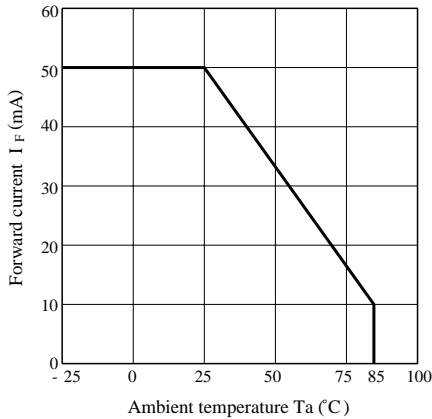


**Electro-optical Characteristics**

( $T_a=25^\circ\text{C}$ )

Parameter	Symbol	Conditions	MIN.	TYP.	MAX.	Unit
Forward voltage	$V_F$	$I_F = 20\text{mA}$	-	1.2	1.4	V
Peak forward voltage	$V_{FM}$	$I_{FM} = 0.5\text{A}$	-	3.0	4.0	V
Reverse current	$I_R$	$V_R = 3\text{V}$	-	-	10	$\mu\text{A}$
Radiant flux	$\Phi_e$	$I_F = 20\text{mA}$	1.0	-	2.0	mW
Peak emission wavelength	$\lambda_p$	$I_F = 5\text{mA}$	-	950	-	nm
Half intensity wavelength	$\Delta\lambda$	$I_F = 5\text{mA}$	-	45	-	nm
Terminal capacitance	$C_t$	$V_R = 0, f = 1\text{MHz}$	-	50	-	pF
Response frequency	$f_c$	-	-	300	-	$\text{kHz}$
Half intensity angle	$\Delta\theta$	$I_F = 20\text{mA}$	-	$\pm 90$	-	$^\circ$

**Fig. 1 Forward Current vs. Ambient Temperature**



**Fig. 2 Peak Forward Current vs. Duty Ratio**

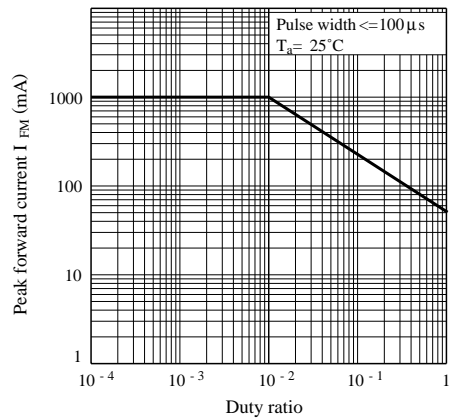


Fig. 3 Spectral Distribution

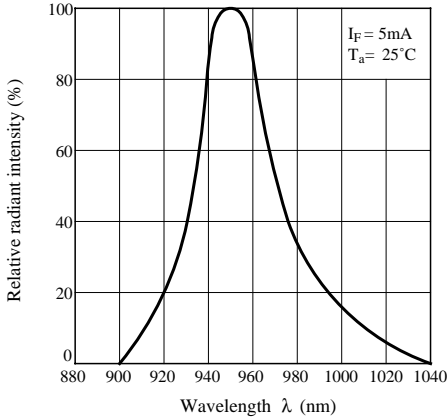


Fig. 4 Peak Emission Wavelength vs. Ambient Temperature

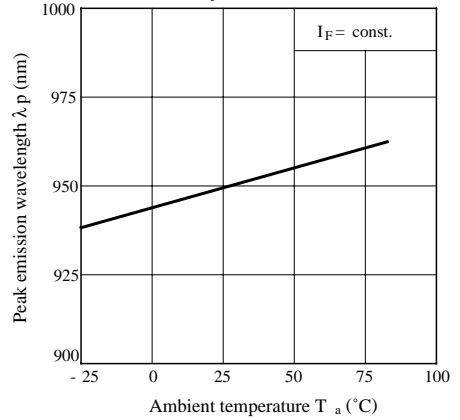


Fig. 5 Forward Current vs. Forward Voltage

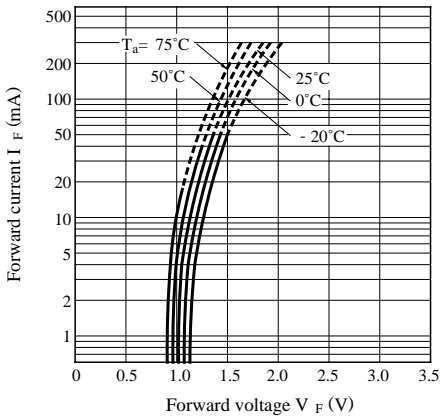


Fig. 6 Relative Radiant Flux vs. Ambient Temperature

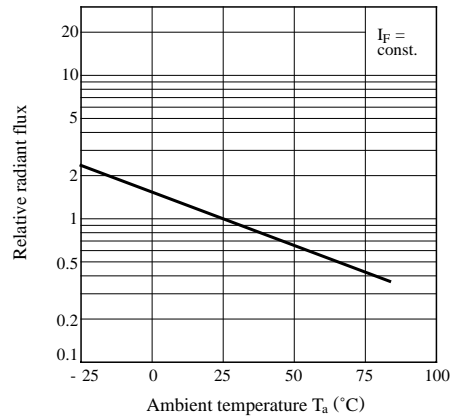


Fig. 7 Radiant Flux vs. Forward Current

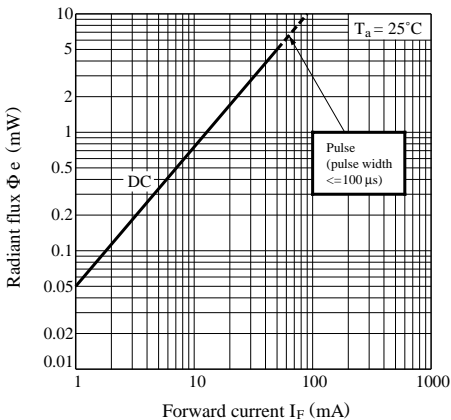
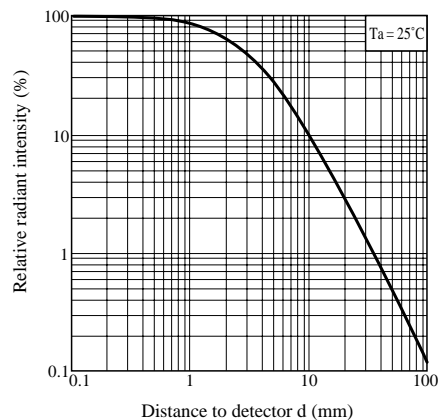
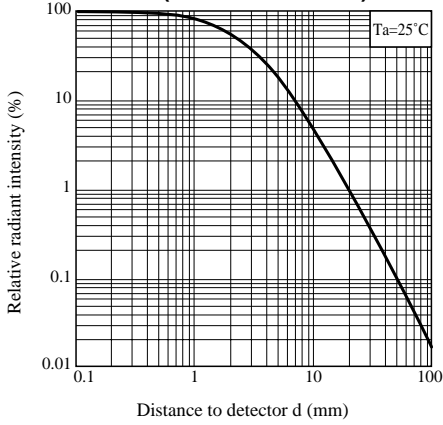


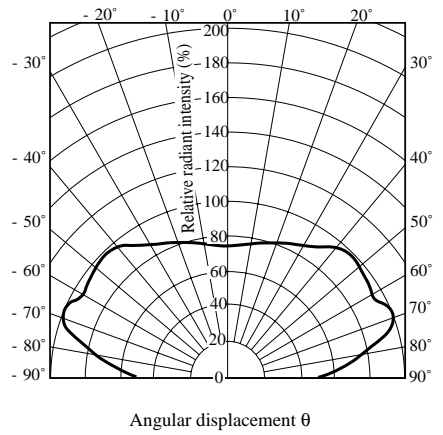
Fig. 8 Relative Radiant Intensity vs. Distance



**Fig. 9 Relative Radiant Intensity vs. Distance (Detector : PT4110)**



**Fig. 10 Radiation Diagram (Ta=25°C)**



● Please refer to the chapter "Precautions for Use". (Page 78 to 93)



LittleDiode supplies new, hard to find or obsolete electronic components and semiconductors all over the world.

With over two million different components listed you are sure to find the part you need.

Feel free to visit us today at our online store:

[LittleDiode.com](http://LittleDiode.com)

Looking forward to providing you with the best possible service.