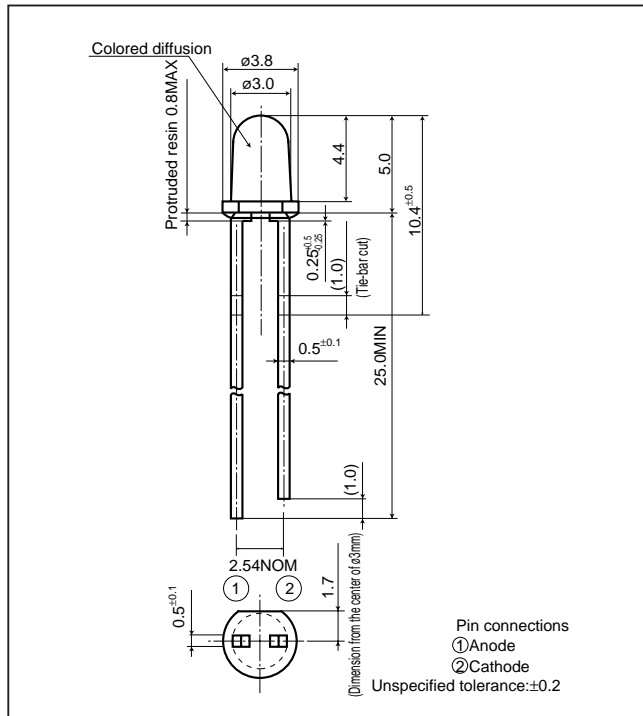


## GL3□□8 series

## ø3mm(T-1), Cylinder Type, Colored Diffusion LED Lamps for Indicator

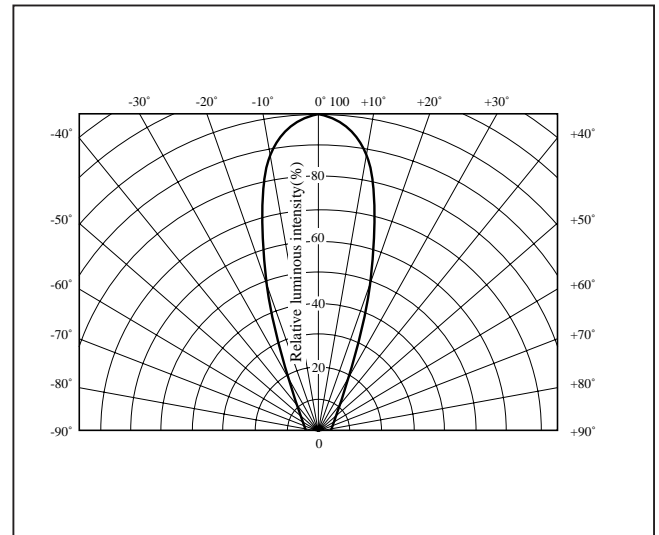
### Outline Dimensions

(Unit : mm)



### Radiation Diagram

(Ta=25°C)



### Absolute Maximum Ratings

(Ta=25°C)

Model No.	Radiation color	Radiation material	Power dissipation P (mW)	Forward current I <sub>F</sub> (mA)	Peak forward current I <sub>FM</sub> <sup>*1</sup> (mA)	Derating factor (mA/°C)		Reverse voltage V <sub>R</sub> (V)	Operating temperature T <sub>opr</sub> (°C)	Storage temperature T <sub>stg</sub> (°C)	Soldering temperature T <sub>sol</sub> <sup>*2</sup> (°C)
						DC	Pulse				
GL3PR8	Red	GaP	23	10	50	0.13	0.67	5	-25 to +85	-25 to +100	260
GL3HD8	Red	GaAsP on GaP	84	30	50	0.40	0.67	5	-25 to +85	-25 to +100	260
GL3HS8	Sunset orange	GaAsP on GaP	84	30	50	0.40	0.67	5	-25 to +85	-25 to +100	260
GL3HY8	Yellow	GaAsP on GaP	84	30	50	0.40	0.67	5	-25 to +85	-25 to +100	260
GL3EG8	Yellow-green	GaP	84	30	50	0.40	0.67	5	-25 to +85	-25 to +100	260
GL3KG8	Green	GaP	84	30	50	0.40	0.67	5	-25 to +85	-25 to +100	260

\*1 Duty ratio=1/10, Pulse width=0.1ms

\*2 5s or less (At the position of 1.6mm or more from the bottom face of resin package)

### Electro-optical Characteristics

(Ta=25°C)

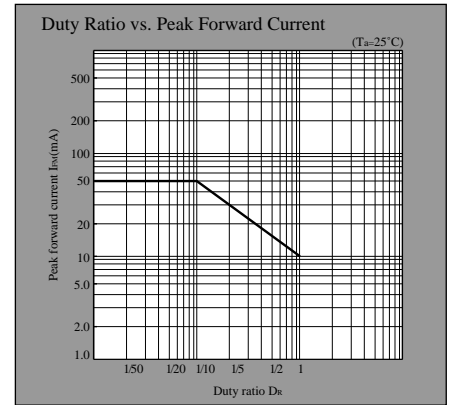
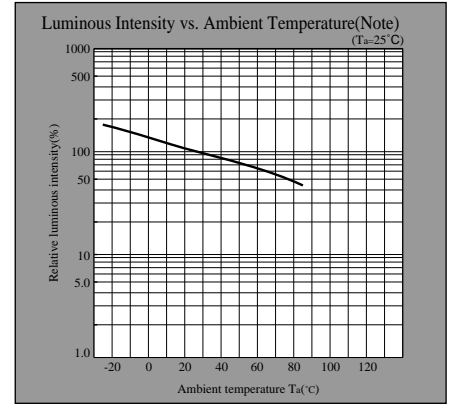
Lens type	Model No.	Forward voltage V <sub>F</sub> (V)		Peak emission wavelength		Luminous intensity		Spectrum radiation bandwidth		Reverse current		Terminal capacitance		Page for characteristics diagrams
		TYP	MAX	λ <sub>p</sub> (nm)	I <sub>F</sub> (mA)	I <sub>v</sub> (mcd)	I <sub>F</sub> (mA)	Δλ(nm)	I <sub>F</sub> (mA)	I <sub>R</sub> (μA)	V <sub>R</sub> (V)	C <sub>t</sub> (pF)	(MHz)	
Colored diffusion	GL3PR8	1.9	2.3	695	5	8.0	5	100	5	10	4	55	1	→
	GL3HD8	2.0	2.8	635	20	40	20	35	20	10	4	20	1	→
	GL3HS8	2.0	2.8	610	20	60	20	35	20	10	4	15	1	→
	GL3HY8	2.0	2.8	585	20	55	20	30	20	10	4	35	1	→
	GL3EG8	2.1	2.8	565	20	60	20	30	20	10	4	35	1	→
	GL3KG8	2.1	2.8	555	20	30	20	25	20	10	4	40	1	→

(Notice) • In the absence of confirmation by device specification sheets, SHARP takes no responsibility for any defects that may occur in equipment using any SHARP devices shown in catalogs, data books, etc. Contact SHARP in order to obtain the latest device specification sheets before using any SHARP device.

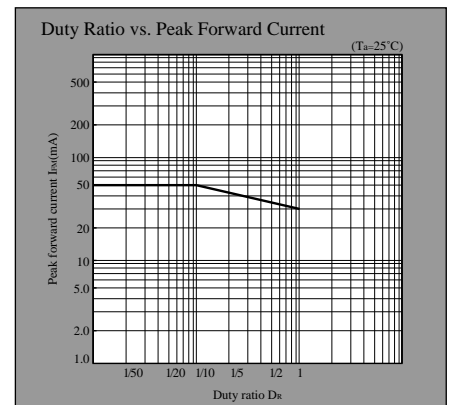
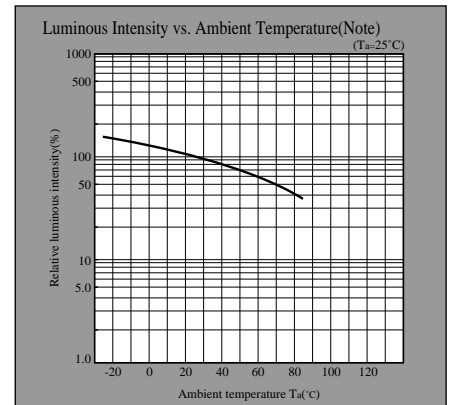
(Internet) • Data for sharp's optoelectronic/power device is provided for internet. (Address <http://www.sharp.co.jp/ecg/>)

# LED Lamp Characteristics Diagrams

## PR series



## HD series

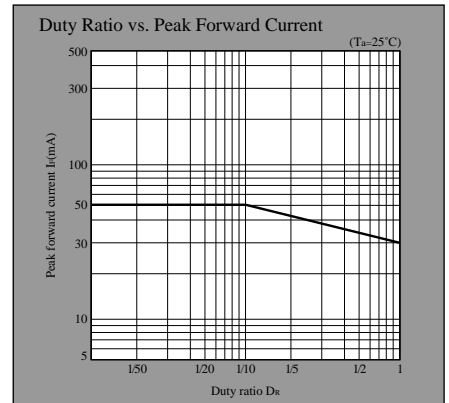
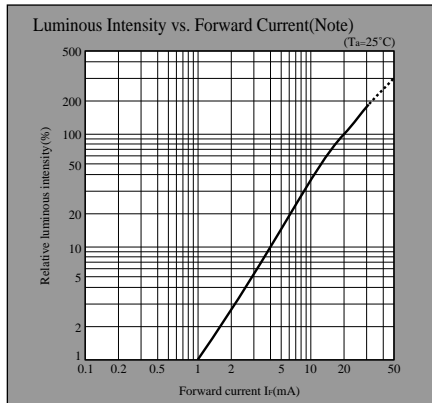
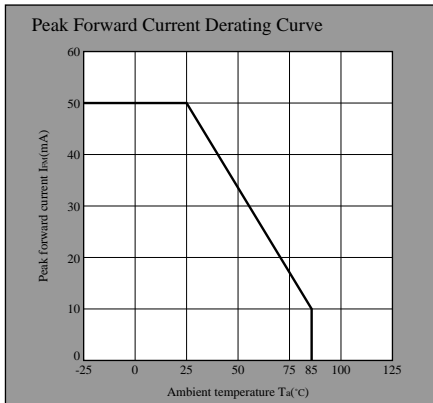
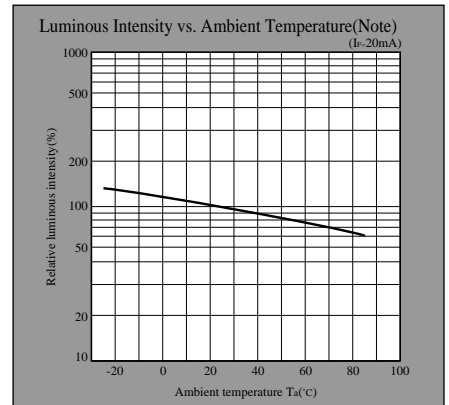
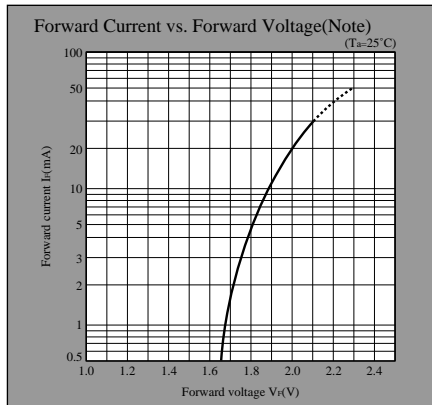
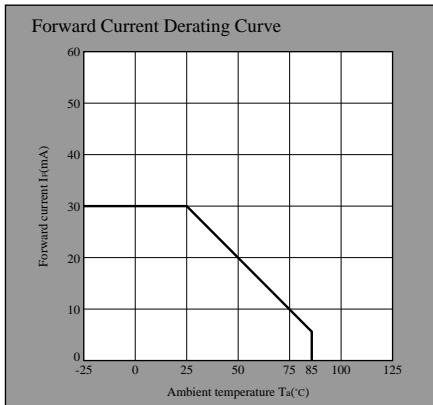


Note) Characteristics shown in diagrams are typical values. (not assurance value)

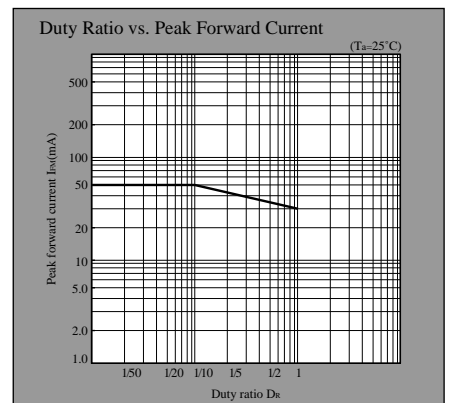
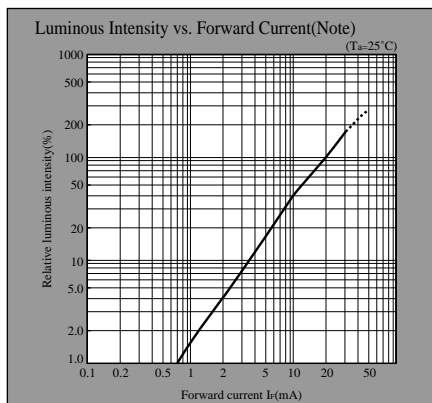
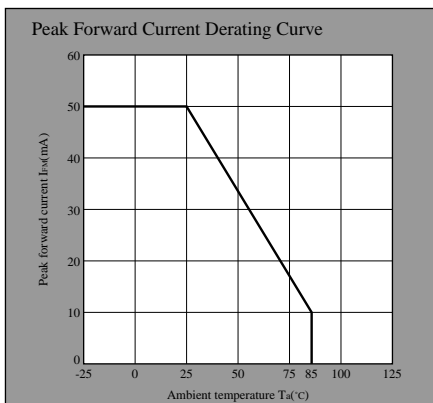
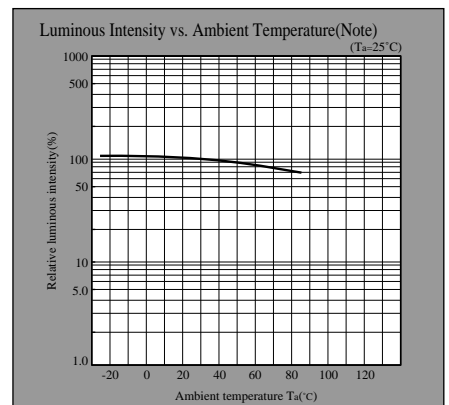
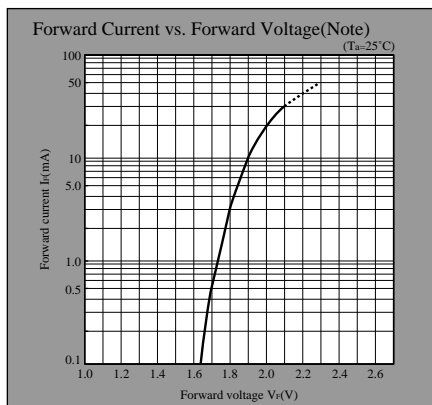
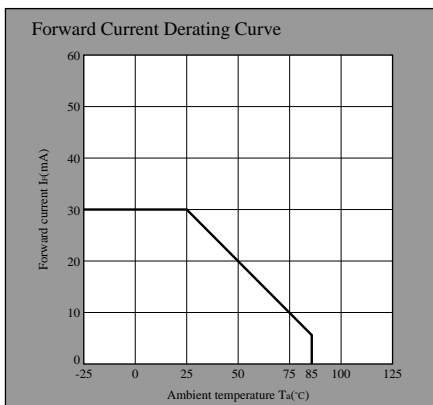
- (Notice) • In the absence of confirmation by device specification sheets, SHARP takes no responsibility for any defects that may occur in equipment using any SHARP devices shown in catalogs, data books, etc. Contact SHARP in order to obtain the latest device specification sheets before using any SHARP device.  
 (Internet) • Data for sharp's optoelectronic/power device is provided for internet.(Address <http://www.sharp.co.jp/ecg/>)

# LED Lamp Characteristics Diagrams

## HS series



## HY series

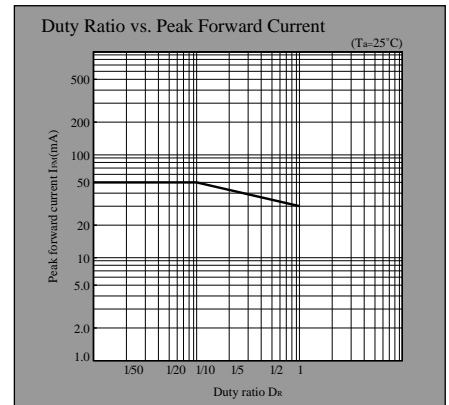
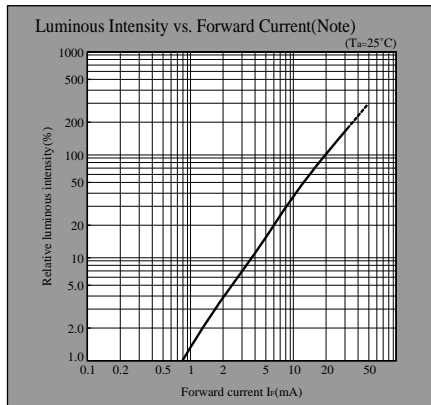
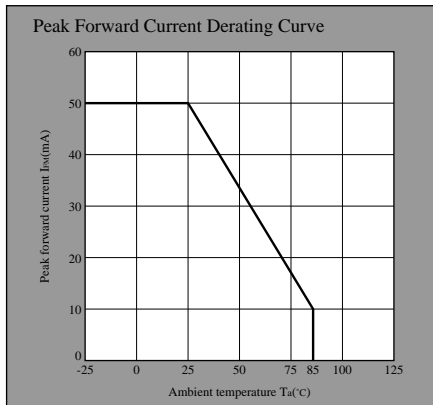
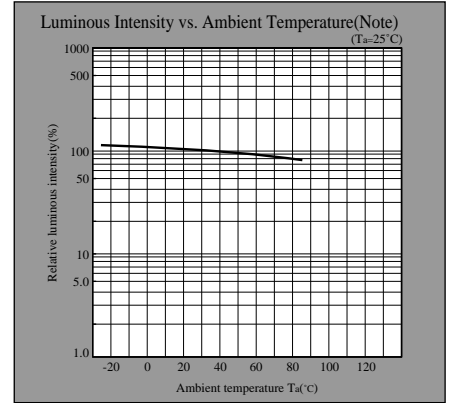
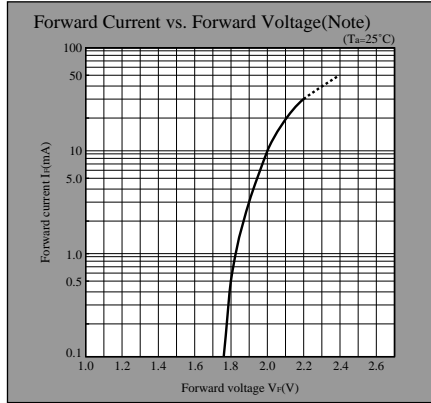
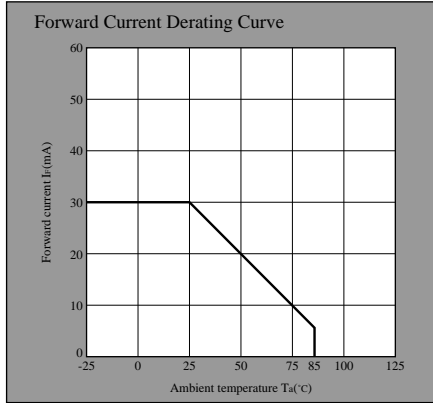


Note) Characteristics shown in diagrams are typical values. (not assurance value)

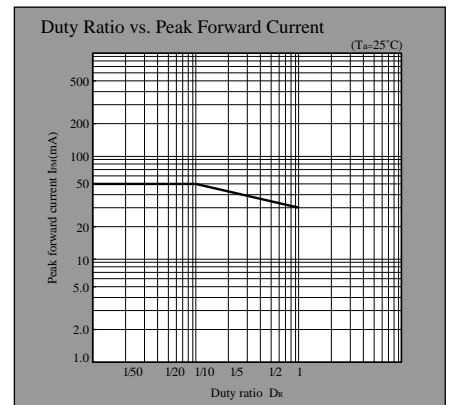
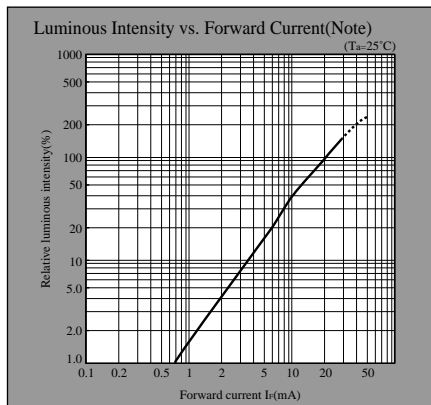
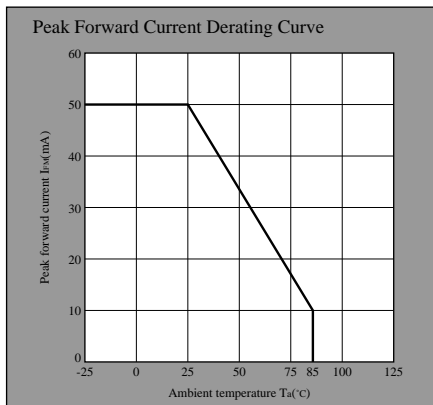
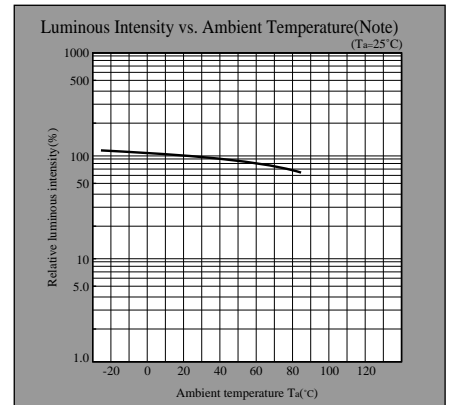
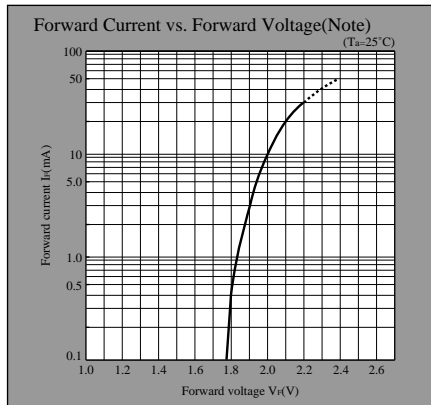
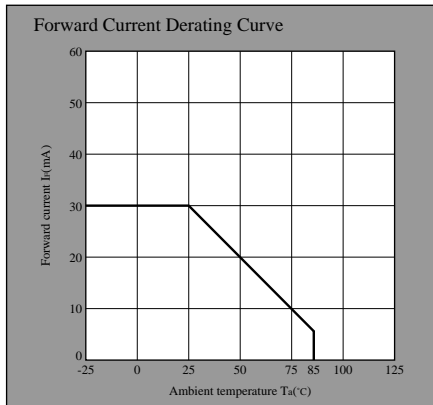
- (Notice) • In the absence of confirmation by device specification sheets, SHARP takes no responsibility for any defects that may occur in equipment using any SHARP devices shown in catalogs, data books, etc. Contact SHARP in order to obtain the latest device specification sheets before using any SHARP device.  
 (Internet) • Data for sharp's optoelectronic/power device is provided for internet. (Address <http://www.sharp.co.jp/ecg/>)

# LED Lamp Characteristics Diagrams

## EG series



## KG series



Note) Characteristics shown in diagrams are typical values. (not assurance value)

- (Notice) • In the absence of confirmation by device specification sheets, SHARP takes no responsibility for any defects that may occur in equipment using any SHARP devices shown in catalogs, data books, etc. Contact SHARP in order to obtain the latest device specification sheets before using any SHARP device.
- (Internet) • Data for sharp's optoelectronic/power device is provided for internet.(Address <http://www.sharp.co.jp/ecg/>)



LittleDiode supplies new, hard to find or obsolete electronic components and semiconductors all over the world.

With over two million different components listed you are sure to find the part you need.

Feel free to visit us today at our online store:

[LittleDiode.com](http://LittleDiode.com)

Looking forward to providing you with the best possible service.