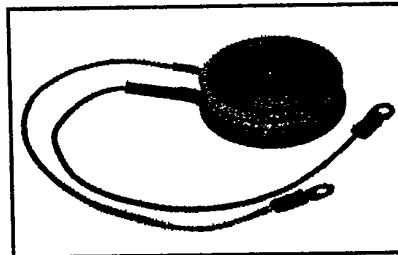
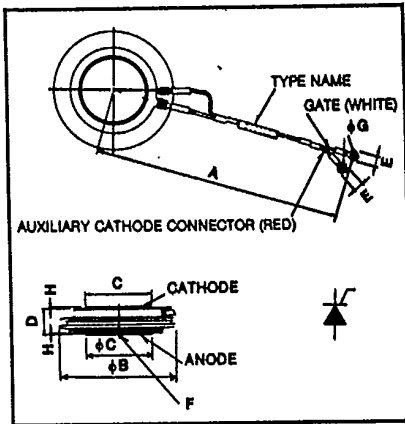




FT1000BV

Powerex, Inc. Hills Street, Youngwood, Pennsylvania 15697 (412) 925-7272
 Powerex Europe, S.A., 428 Ave. G. Durand, BP107, 72003 LeMans, France (43) 72.75.15

Phase Control SCR
 1000 Amperes Avg
 3000-4000 Volts



FT1000BV
 Phase Control SCR
 1000 Amperes/3000-4000 Volts

FT1000BV
 Outline Drawing

Dimensions	Inches	Metric
A	11.81 ± .40	300 ± 10
φB	4.016	102
φC	2.362	60
D	.83 ± .02	21 ± 0.5
E	.30	7.5
F	M5	M5 × 0.8
φG	.169	4.3
H	.015 Min	0.4 Min

Description

Powerex Silicon Controlled Rectifiers (SCR) are designed for phase control applications. These are all-diffused, Press-Pak (Pow-R-Disc) devices employing the field-proven amplifying (di/namic) gate.

Features:

- Low On-State Voltage
- High di/dt
- High dv/dt
- Hermetic Packaging
- Excellent Surge and I²t Ratings

Applications:

- Power Supplies
- Battery Chargers
- Motor Control
- Light Dimmers
- VAR Generators

Ordering Information

Example: Select the complete ten digit part number you desire from the table - i.e. FT1000BV-75 is a 3500 Volt, 1000 Ampere Phase Control SCR.

Type	Voltage		Current I _T (avg)
	V _{ONM} V _{ONM}	Code	
FT1000BV	3000	-60	1000
	3500	-75	
	4000	-80	



Powerex, Inc., Hillis Street, Youngwood, Pennsylvania 15697 (412) 925-7272

Powerex Europe, S.A., 428 Ave. G. Durand, BP107, 72003 LeMans, France (43) 72.75.15

FT1000BV

Phase Control SCR

1000 Amperes Avg/3000-4000 Volts

Absolute Maximum Ratings

	Symbol	FT1000BV	Units
RMS On-State Current	$I_{T(RMS)}$	1570	Amperes
Average On-State Current	$I_{T(av)}$	1000	Amperes
Peak One-Cycle Surge (Non Repetitive) On-State Current (60Hz)	I_{TSM}	20,000	Amperes
Peak One-Cycle Surge (Non-Repetitive) On-State Current (50Hz)	I_{TSM}	18,250	Amperes
Critical Rate-of-Rise of On-State Current (Non-Repetitive)	di/dt	500	Amperes/ μ s
Critical Rate-of-Rise of On-State Current (Repetitive)	di/dt	200	Amperes/ μ s
I^2t (for Fusing), One Cycle at 60Hz	I^2t	1.7×10^6	A ² sec
Peak Gate Power Dissipation	P_{GM}	10	Watts
Average Gate Power Dissipation	$P_{G(av)}$	3	Watts
Storage Temperature	T_{STG}	-40 to 150	°C
Operating Temperature	T_J	-40 to 125	°C
Mounting Force [Ⓞ]		5900 to 7300	lb.
Mounting Force [Ⓞ]		2700 to 3300	kg

Ⓞ Consult recommended mounting procedures.



Powerex, Inc., Hillis Street, Youngwood, Pennsylvania 15697 (412) 925-7272

Powerex Europe, S.A., 428 Ave. G. Durand, BP107, 72003 LeMans, France (43) 72.75.15

FT1000BV

Phase Control SCR

1000 Amperes Avg/3000-4000 Volts

Electrical and Thermal Characteristics

Characteristics	Symbol	Test Conditions	FT1000BV	Units
Voltage—Blocking State Maximums				
Forward Leakage, Peak	I_{DRM}	$T_J = 125^\circ\text{C}$, V_{DRM} applied	120	mA
Reverse Leakage, Peak	I_{RRM}	$T_J = 125^\circ\text{C}$, V_{RRM} applied	120	mA
Current—Conducting State Maximums				
Peak On-State Voltage	V_{TM}	$I_{TM} = 3200\text{A}$, $T_J = 125^\circ\text{C}$	2.80	Volts
Switching				
Min. Critical dv/dt exponential to V_{DRM}	dv/dt	$T_J = 125^\circ\text{C}$, $V_D = \frac{1}{2}V_{DRM}$	1000	V/ μsec
Thermal				
Maximum Thermal Resistance, [ⓐ] double sided cooling Junction to Sink	$R_{\theta JS}$.017	$^\circ\text{C}/\text{Watt}$
Gate—Maximum Parameters				
Gate Current to Trigger	I_{GT}	$V_D = 6\text{V}$, $T_J = 25^\circ\text{C}$, $R_L = 2\Omega$	250	mA
Gate Voltage to Trigger	V_{GT}	$V_D = 6\text{V}$, $T_J = 25^\circ\text{C}$, $R_L = 2\Omega$	2.5	Volts
Non-Triggering Gate Voltage	V_{GDM}	$T_J = 125^\circ\text{C}$, $V_D = \frac{1}{2}V_{DRM}$.20	Volts
Peak Forward Gate Current	I_{GTM}		4	Amperes
Peak Reverse Gate Voltage	V_{GRM}		10	Volts

[ⓐ] Consult recommended mounting procedures.



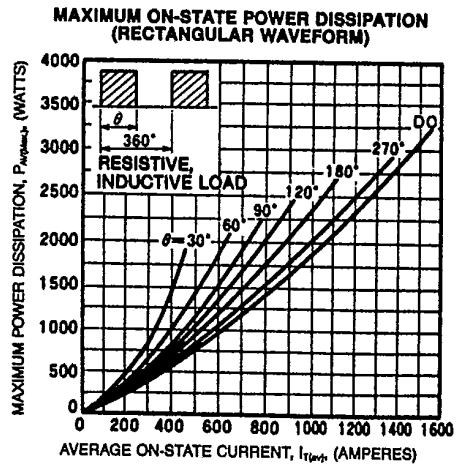
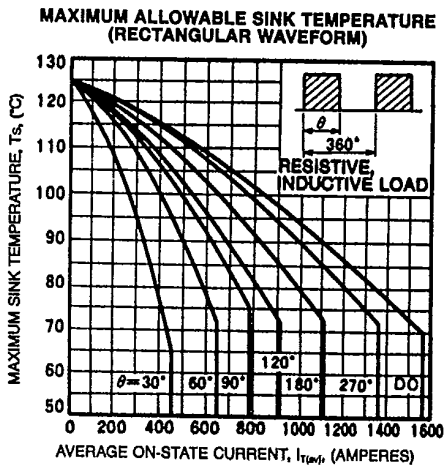
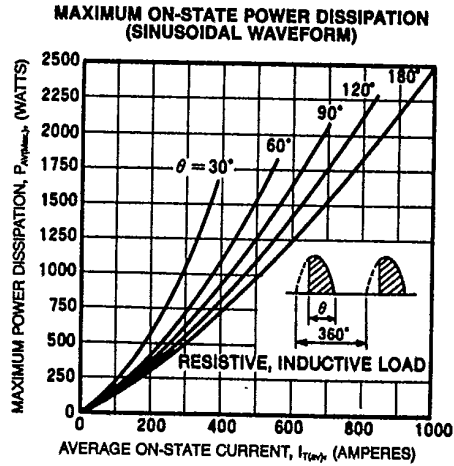
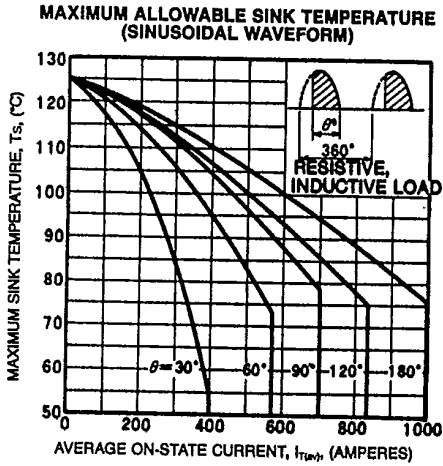
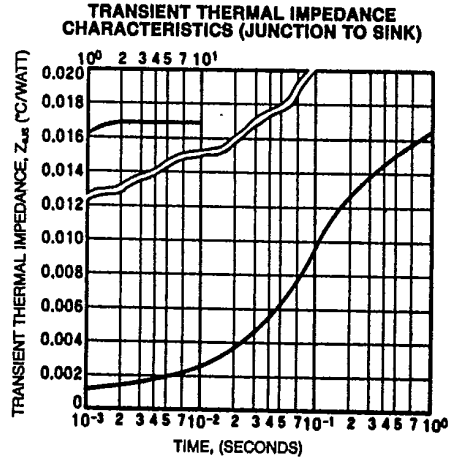
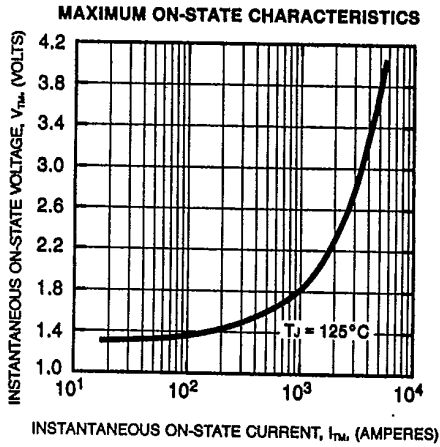
Powerex, Inc., Hillis Street, Youngwood, Pennsylvania 15697 (412) 925-7272

Powerex Europe, S.A., 428 Ave. G. Durand, BP107, 72003 LeMans, France (43) 72.75.15

FT1000BV

Phase Control SCR

1000 Amperes Avg/3000-4000 Volts





Powerex, Inc., Hillis Street, Youngwood, Pennsylvania 15697 (412) 925-7272

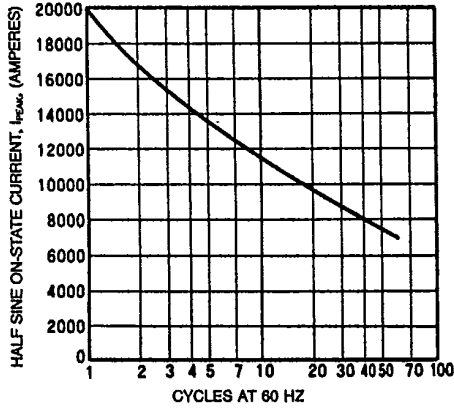
Powerex Europe, S.A., 428 Ave. G. Durand, BP107, 72003 LeMans, France (43) 72.75.15

FT1000BV

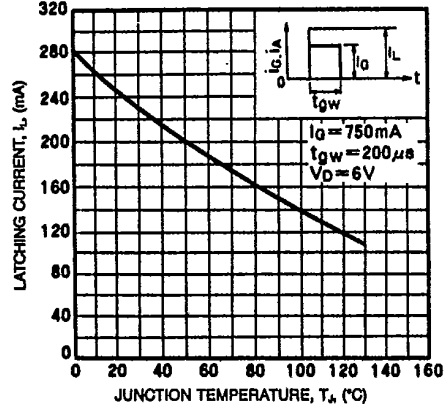
Phase Control SCR

1000 Amperes Avg/3000-4000 Volts

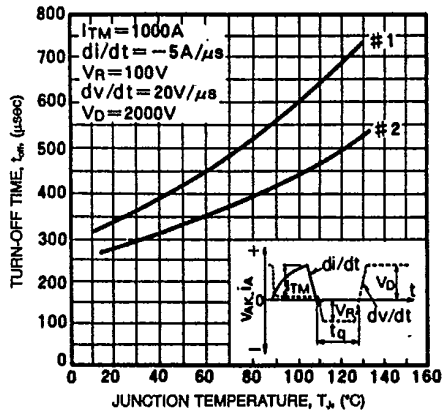
MAXIMUM ALLOWABLE SURGE ON-STATE CURRENT (NON-REPETITIVE)



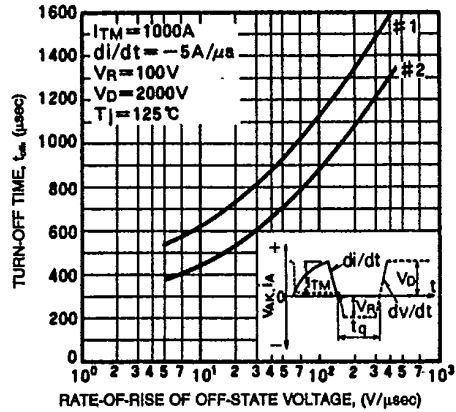
LATCHING CURRENT (TYPICAL)



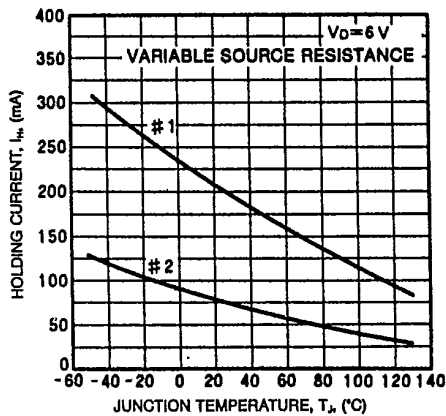
TURN-OFF TIME VS. JUNCTION TEMPERATURE (TYPICAL)



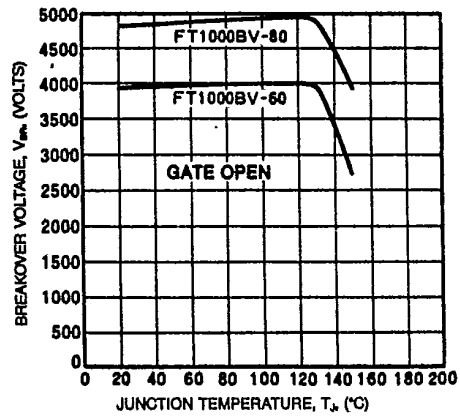
TURN-OFF TIME VS. RATE-OF-RISE



HOLDING CURRENT (TYPICAL)



BREAKOVER VOLTAGE vs. JUNCTION TEMPERATURE (TYPICAL)

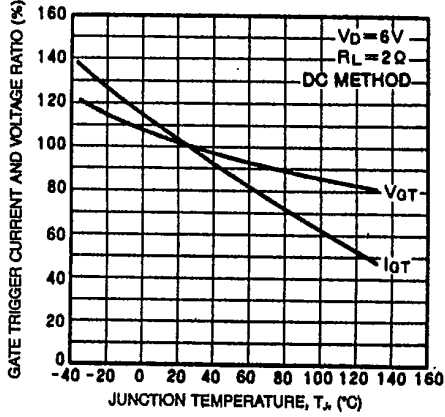




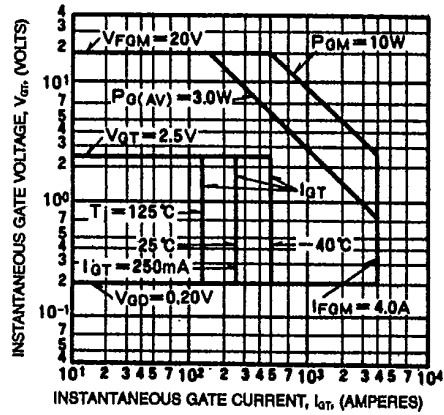
Powerex, Inc., Hillis Street, Youngwood, Pennsylvania 15697 (412) 925-7272
 Powerex Europe, S.A., 428 Ave. G. Durand, BP107, 72003 LeMans, France (43) 72.75.15

FT1000BV
 Phase Control SCR
 1000 Amperes Avg/3000-4000 Volts

GATE TRIGGER CURRENT AND VOLTAGE (TYPICAL)



GATE CHARACTERISTICS





LittleDiode supplies new, hard to find or obsolete electronic components and semiconductors all over the world.

With over two million different components listed you are sure to find the part you need.

Feel free to visit us today at our online store:

LittleDiode.com

Looking forward to providing you with the best possible service.