

DN6849/SE/TE/S

Hall IC (Operating Temperature Range
Topr = -40 to +100°C, Operating in Alternative
Magnetic Field)

Overview

The DN6849/SE/TE/S is a combination of a Hall element, amplifier, Schmitt circuit, and stabilized power supply/temperature compensator integrated on an identical chip by using the IC technology. It amplifies Hall element output at the amplifier, converts into a digital signal through the Schmitt circuit, and drives the TTL or MOS IC directly.

Features

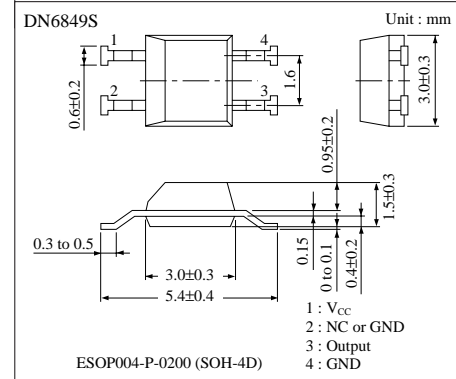
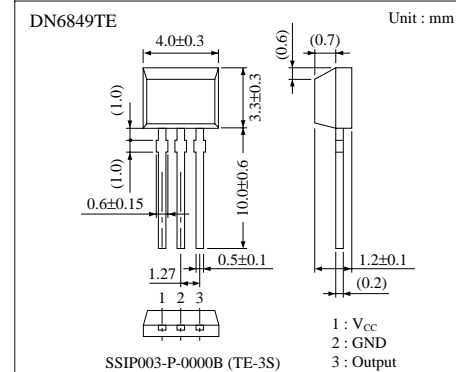
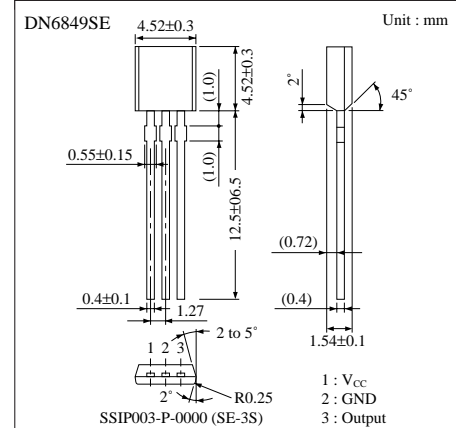
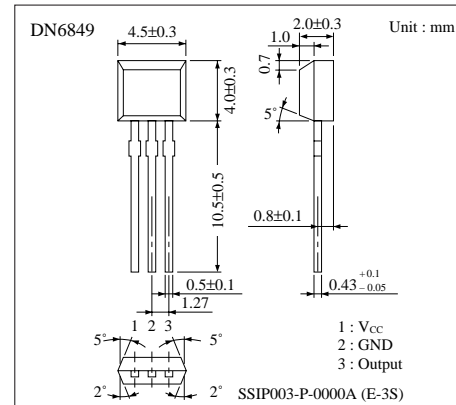
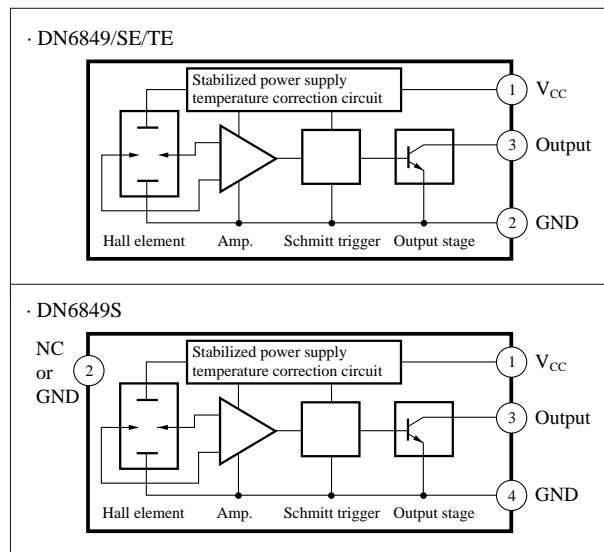
- High sensitivity and low drift
- Stable temperature characteristics due to the additional temperature compensator
- Wide operating supply voltage range ($V_{CC}=4.5$ to 16V)
- Operating in alternative magnetic field
- TTL and MOS ICs directly drivable by output
- Output open collector

Applications

- Speed sensors
- Position sensors
- Rotation sensors
- Keyboard switches
- Microswitches

Note) This IC is not suitable for car electrical equipments.

Block Diagram



■ Absolute Maximum Ratings (Ta=25°C)

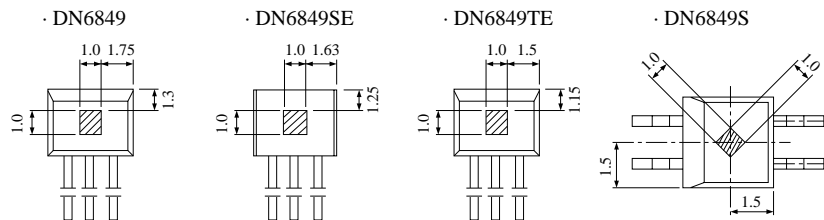
Parameter	Symbol	Rating	Unit
Supply voltage	V_{CC}	18	V
Supply current	I_{CC}	8	mA
Circuit current	I_O	20	mA
Power dissipation	P_D	150	mW
Operating ambient temperature	T_{opr}	-40 to +100	°C
Storage temperature	T_{stg}	-55 to +125	°C

■ Electrical Characteristics (Ta=25°C)

Parameter	Symbol	Condition	min	typ	max	Unit
Operating flux density	B_1 (L to H)	$V_{CC}=12V$	-17.5	-6	—	mT
	B_2 (H to L)	$V_{CC}=12V$	—	6	17.5	mT
Hysteresis width	BW	$V_{CC}=12V$	7	10	—	mT
Low output voltage	V_{OL}	$V_{CC}=4.5$ to 16V, $I_O=12mA$, $B=17.5mT$	—	—	0.4	V
High output current	I_{OH}	$V_{CC}=4.5$ to 16V, $V_O=16V$, $B=-17.5mT$	—	—	10	μA
Supply current	I_{CC}	$V_{CC}=16V$	—	—	6	mA
		$V_{CC}=4.5V$	—	—	5.5	mA

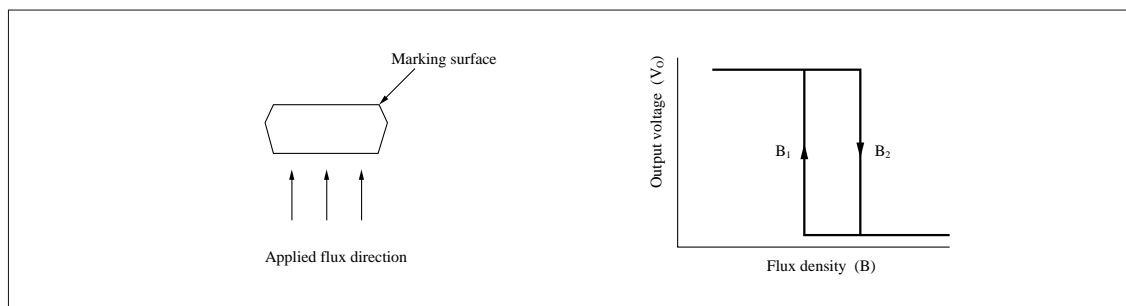
■ Hall Element Position

Unit : mm
The center of the Hall element is in the hatched area in the right figure.



Distance from package surface to sensor	DN6849	DN6849SE	DN6849TE	DN6849S
		0.7	0.42	0.4

■ Flux-Voltage Conversion Characteristics

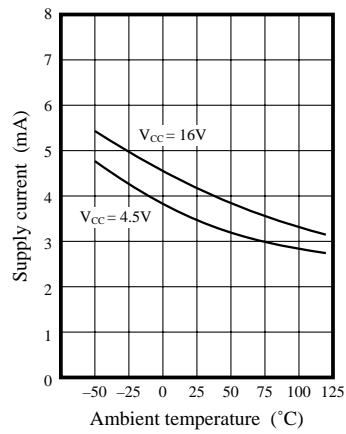


■ Precaution on Use

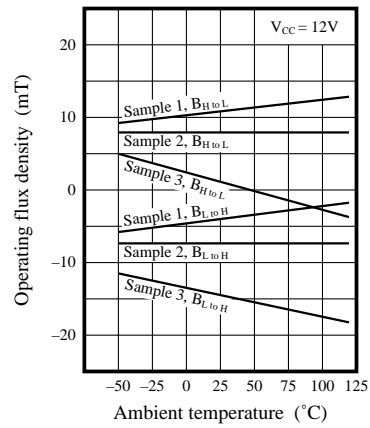
1. Change of the operation magnetic flux density does not depend on the supply voltage, because the stabilization power supply is built-in. (only for the range ; $V_{CC}= 4.5$ to $16V$)
2. Change from “H” to “L” level increases the supply current by approx. $1mA$.

■ Characteristics Curve

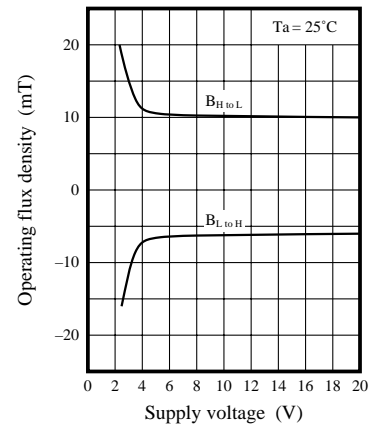
Supply voltage – Ambient temperature



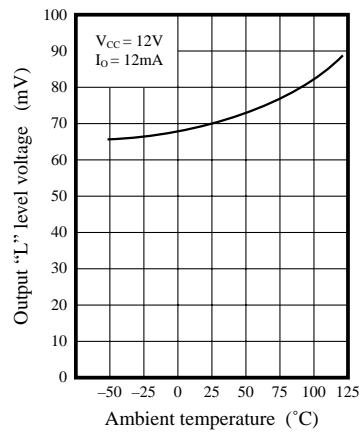
Operating flux density – Ambient temperature



Operating flux density – Supply voltage



Output low level voltage – Ambient temperature





LittleDiode supplies new, hard to find or obsolete electronic components and semiconductors all over the world.

With over two million different components listed you are sure to find the part you need.

Feel free to visit us today at our online store:

LittleDiode.com

Looking forward to providing you with the best possible service.