

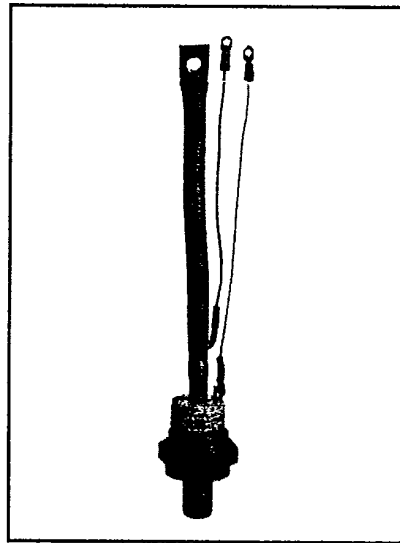
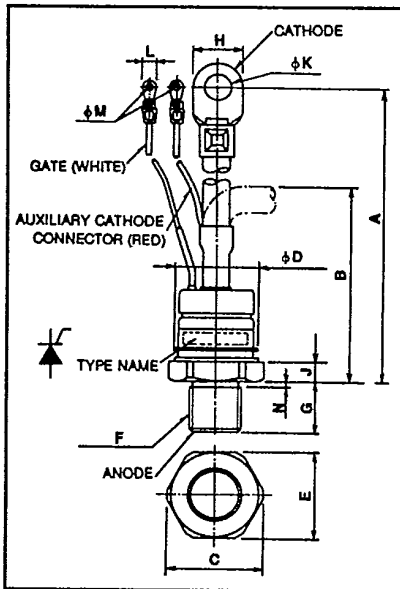


T-25-19

CR400EL

Powerex, Inc., Hillis Street, Youngwood, Pennsylvania 15697 (412) 925-7272
 Powerex Europe, S.A., 428 Ave. G. Durand, BP107, 72003 LeMans, France (43) 72.75.15

Phase Control SCR
 400 Amperes Avg
 200-1200 Volts



CR400EL
 Phase Control SCR
 400 Amperes/200-1200 Volts

CR400EL
 Outline Drawing

Dimensions	Inches	Metric
A	9.06 ± .30	230 ± 8
B	4.53 Max	115 Max
C	1.77	45
φD	1.614 Max	41 Max
E	1.62	41
F	M24	M24 × 1.5
G	.95	24
H	.87	22
J	.43	11
φK	.413	10.5
L	.32	8
φM	.173	4.4
N	.13	3.3

Description

Powerex Silicon Controlled Rectifiers (SCR) are designed for phase control applications. These are all-diffused, compression bonded encapsulated (CBE) devices employing the field-proven amplifying (di/namic) gate.

Features:

- Low On-State Voltage
- High di/dt
- High dv/dt
- Hermetic Packaging
- Excellent Surge and I²t Ratings

Applications:

- Power Supplies
- Battery Chargers
- Motor Control
- Light Dimmers
- VAR Generators

Ordering Information

Example: Select the complete eight or nine digit part number you desire from the table – i.e. CR400EL-12 is a 600 Volt, 400 Ampere Phase Control SCR.

Type	Voltage		Current
	V _{ORM} V _{RRM}	Code	
CR400EL	200	-4	400
	300	-6	
	400	-8	
	500	-10	
	600	-12	
	800	-16	
	1000	-20	
1200	-24		



T-25-19

Powerex, Inc., Hills Street, Youngwood, Pennsylvania 15697 (412) 925-7272
 Powerex Europe, S.A., 428 Ave. G. Durand, BP107, 72003 LeMans, France (43) 72.75.15

CR400EL
Phase Control SCR
 400 Amperes Avg/200-1200 Volts

Absolute Maximum Ratings

	Symbol	CR400EL	Units
RMS On-State Current	$I_{T(RMS)}$	630	Amperes
Average On-State Current	$I_{T(av)}$	400	Amperes
Peak One-Cycle Surge (Non Repetitive) On-State Current (60Hz)	I_{TSM}	8000	Amperes
Peak One-Cycle Surge (Non-Repetitive) On-State Current (50Hz)	I_{TSM}	7300	Amperes
Critical Rate-of-Rise of On-State Current (Non-Repetitive)	di/dt	500	Amperes/ μ s
Critical Rate-of-Rise of On-State Current (Repetitive)	di/dt	200	Amperes/ μ s
I^2t (for Fusing), one cycle at 60Hz	I^2t	2.7×10^6	A ² sec
Peak Gate Power Dissipation	P_{GM}	10	Watts
Average Gate Power Dissipation	$P_{G(av)}$	3	Watts
Storage Temperature	T_{STG}	-40 to 150	°C
Operating Temperature	T_J	-40 to 125	°C
Mounting Torque [ⓐ]		390 to 520	In.-lb.
Mounting Torque [ⓐ]		450 to 600	kg-cm

Electrical and Thermal Characteristics

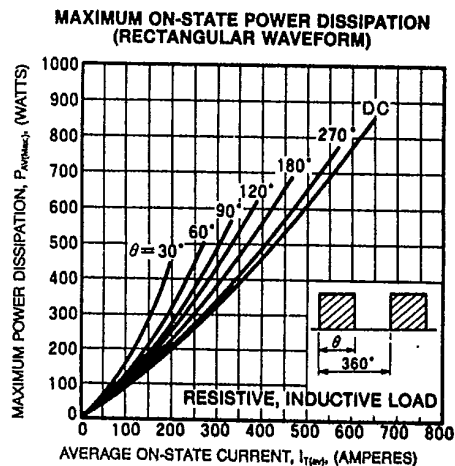
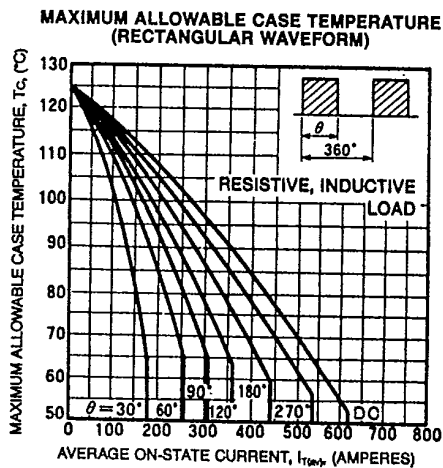
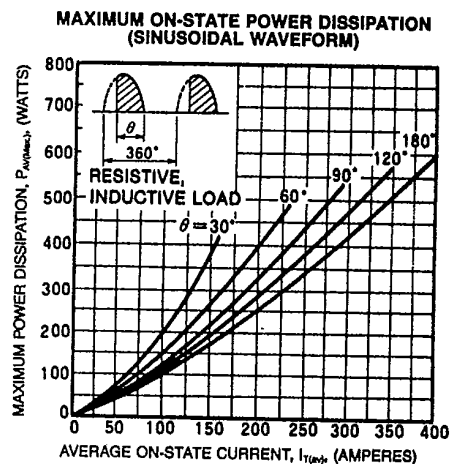
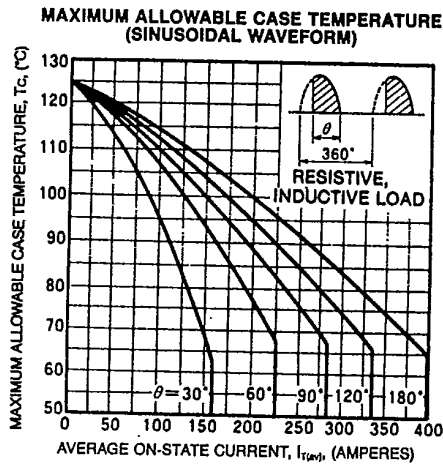
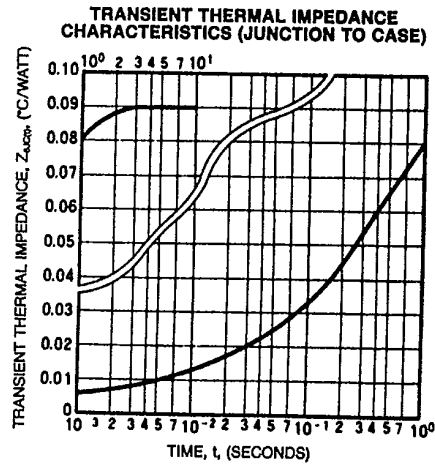
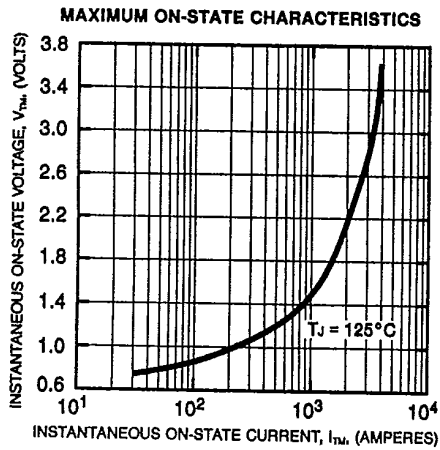
Characteristics	Symbol	Test Conditions	CR400EL	Units
Voltage—Blocking State Maximums				
Forward Leakage, Peak	I_{DRM}	$T_J = 125^\circ\text{C}$, V_{DRM} applied	30	mA
Reverse Leakage, Peak	I_{RRM}	$T_J = 125^\circ\text{C}$, V_{RRM} applied	30	mA
Current—Conducting State Maximums				
Peak On-State Voltage	V_{TM}	$T_J = 125^\circ\text{C}$, $I_{TM} = 1250\text{A}$	1.70	Volts
Switching				
Min. Critical dv/dt exponential to V_{DRM}	dv/dt	$T_J = 125^\circ\text{C}$, $V_D = 1/2V_{DRM}$	200	V/ μ sec
Thermal				
Maximum Thermal Resistance [ⓐ]				
Junction to Case	$R_{\theta JC}$.09	°C/Watt
Case to Sink, Lubricated	$R_{\theta CS}$.04	°C/Watt
Gate—Maximum Parameters				
Gate Current to Trigger	I_{GT}	$T_J = 25^\circ\text{C}$, $V_D = 6\text{V}$, $R_L = 2\Omega$	200	mA
Gate Voltage to Trigger	V_{GT}	$T_J = 25^\circ\text{C}$, $V_D = 6\text{V}$, $R_L = 2\Omega$	2.5	Volts
Non-Triggerring Gate Voltage	V_{GDM}	$T_J = 125^\circ\text{C}$, $V_D = 1/2V_{DRM}$.20	Volts
Peak Forward Gate Current	I_{GTM}		4.0	Amperes
Peak Reverse Gate Voltage	V_{GRM}		4.0	Volts

[ⓐ] Consult recommended mounting procedures.



Powerex, Inc., Hillis Street, Youngwood, Pennsylvania 15697 (412) 925-7272
 Powerex Europe, S.A., 428 Ave. G. Durand, BP107, 72003 LeMans, France (43) 72.75.15

CR400EL
 Phase Control SCR
 400 Amperes Avg/200-1200 Volts



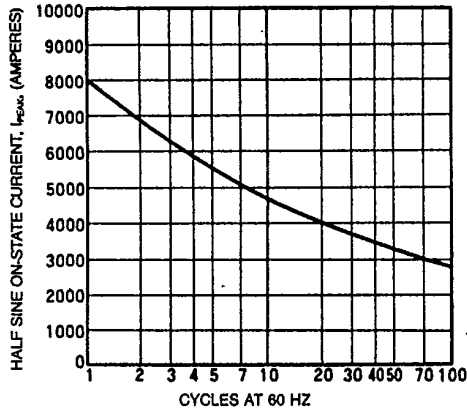


T-25-19

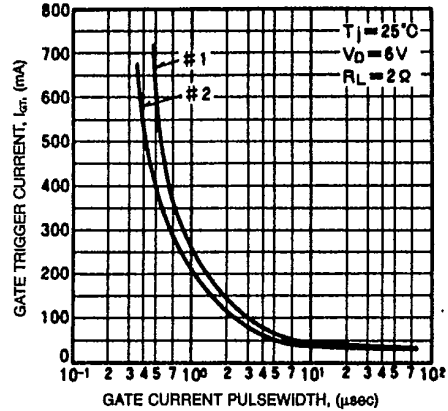
Powerex, Inc., Hills Street, Youngwood, Pennsylvania 15697 (412) 925-7272
 Powerex Europe, S.A., 428 Ave. G. Durand, BP107, 72003 LeMans, France (43) 72.75.15

CR400EL
 Phase Control SCR
 400 Amperes Avg/200-1200 Volts

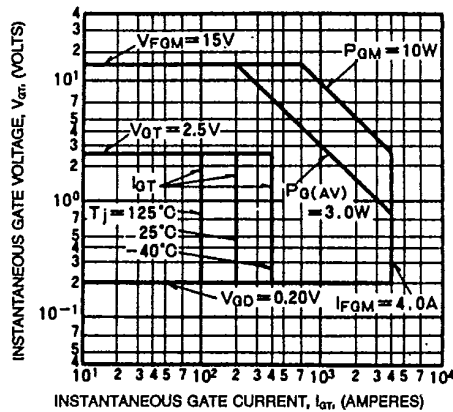
MAXIMUM ALLOWABLE SURGE ON-STATE CURRENT (NON-REPETITIVE)



GATE TRIGGER CURRENT VS. PULSEWIDTH (TYPICAL)



GATE CHARACTERISTICS





LittleDiode supplies new, hard to find or obsolete electronic components and semiconductors all over the world.

With over two million different components listed you are sure to find the part you need.

Feel free to visit us today at our online store:

LittleDiode.com

Looking forward to providing you with the best possible service.