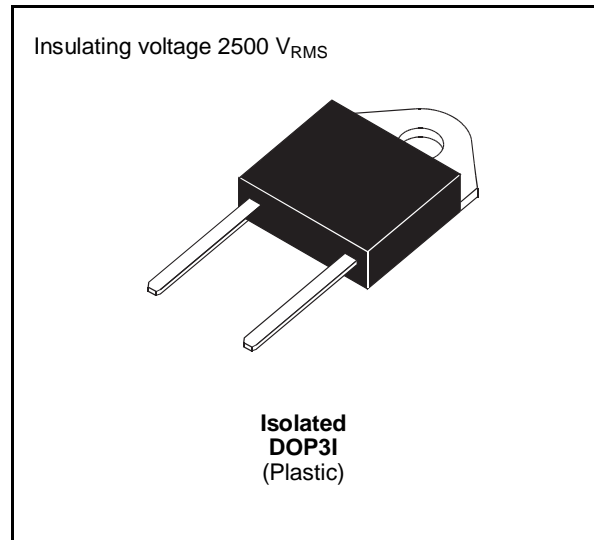


FAST RECOVERY RECTIFIER DIODES

- VERY LOW REVERSE RECOVERY TIME
- VERY LOW SWITCHING LOSSES
- LOW NOISE TURN-OFF SWITCHING
- INSULATED: Capacitance 15pF



SUITABLE APPLICATIONS

- FREE WHEELING DIODE IN CONVERTERS AND MOTOR CONTROL CIRCUITS
- RECTIFIER IN S.M.P.S.

ABSOLUTE RATINGS (limiting values)

Symbol	Parameter		Value	Unit
I _{FRM}	Repetitive Peak Forward Current	t _p ≤ 10μs	500	A
I _{F (RMS)}	RMS Forward Current		50	A
I _{F (AV)}	Average Forward Current	T _c = 60°C δ = 0.5	30	A
I _{FSM}	Surge non Repetitive Forward Current	t _p = 10ms Sinusoidal	350	A
P	Power Dissipation	T _c = 60°C	50	W
T _{stg} T _j	Storage and Junction Temperature Range		- 40 to + 150 - 40 to + 150	°C

Symbol	Parameter	Value	Unit
V _{RRM}	Repetitive Peak Reverse Voltage	400	V
V _{RSM}	Non Repetitive Peak Reverse Voltage	440	V

THERMAL RESISTANCE

Symbol	Parameter	Value	Unit
R _{th (j - c)}	Junction-case	1.8	°C/W

ELECTRICAL CHARACTERISTICS

STATIC CHARACTERISTICS

Symbol	Test Conditions		Min.	Typ.	Max.	Unit
I _R	T _j = 25°C	V _R = V _{RRM}			35	μA
	T _j = 100°C				6	mA
V _F	T _j = 25°C	I _F = 30A			1.5	V
	T _j = 100°C				1.4	

RECOVERY CHARACTERISTICS

Symbol	Test Conditions			Min.	Typ.	Max.	Unit
t _{rr}	T _j = 25°C	I _F = 1A	di _F /dt = - 15A/μs	V _R = 30V		100	ns
		I _F = 0.5A	I _R = 1A		I _{rr} = 0.25A		

TURN-OFF SWITCHING CHARACTERISTICS (Without Series Inductance)

Symbol	Test Conditions		Min.	Typ.	Max.	Unit
t _{IRM}	di _F /dt = - 120A/μs	V _{CC} = 200 V I _F = 30A L _p ≤ 0.05μH T _j = 100°C See figure 11			75	ns
	di _F /dt = - 240A/μs			50		
I _{RM}	di _F /dt = - 120A/μs				9	A
	di _F /dt = - 240A/μs			12		

TURN-OFF OVERVOLTAGE COEFFICIENT (With Series Inductance)

Symbol	Test Conditions			Min.	Typ.	Max.	Unit
$C = \frac{V_{RP}}{V_{CC}}$	T _j = 100°C	V _{CC} = 60V	I _F = I _{F(AV)} See note		3.3		
	di _F /dt = - 30A/μs	L _p = 1μH	See figure 12				

To evaluate the conduction losses use the following equations:

$$V_F = 1.1 + 0.0095 I_F \quad P = 1.1 \times I_{F(AV)} + 0.0095 I_{F(RMS)}^2$$

Figure 1. Low frequency power losses versus average current

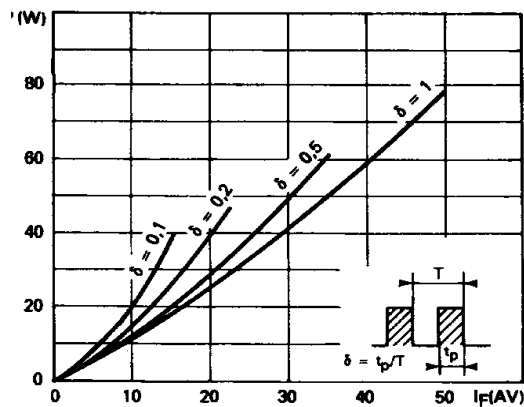


Figure 2. Peak current versus form factor

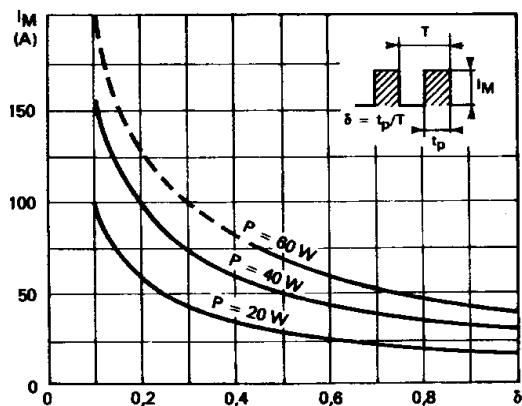


Figure 3. Non repetitive peak surge current versus overload duration

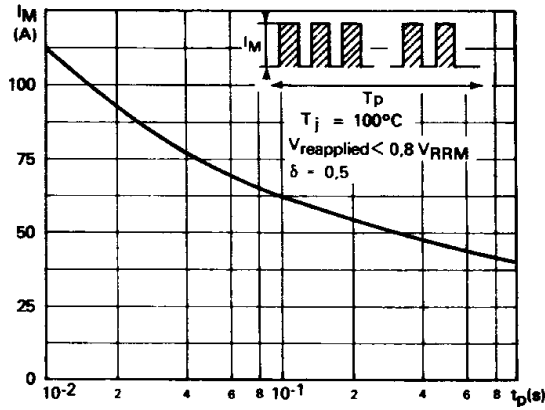


Figure 4. Thermal impedance versus pulse width

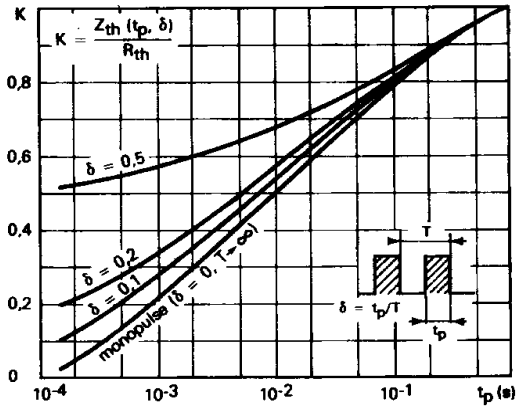


Figure 5. Voltage drop versus forward current

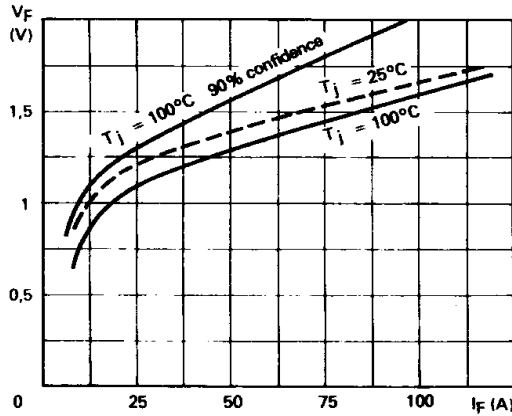


Figure 6. Recovery charge versus di_F/dt

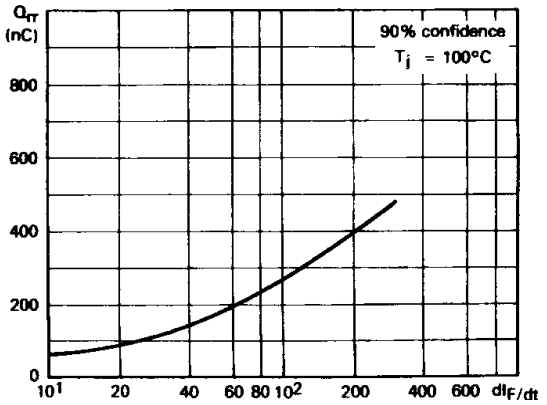


Figure 7. Recovery time versus di_F/dt

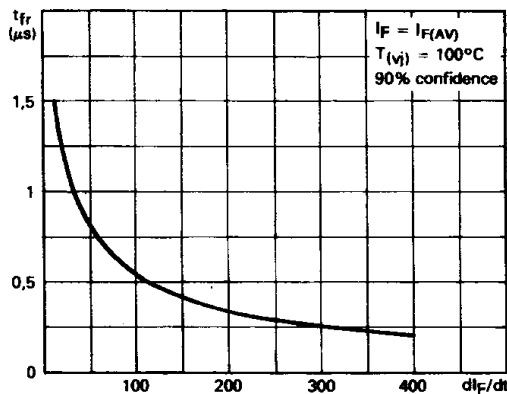


Figure 8. Peak reverse current versus di_F/dt

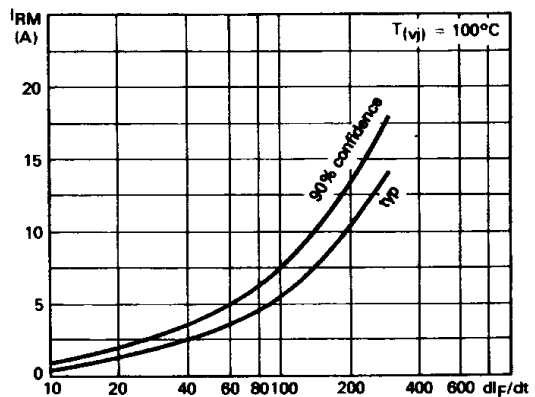


Figure 9. Peak forward voltage versus di_F/dt .

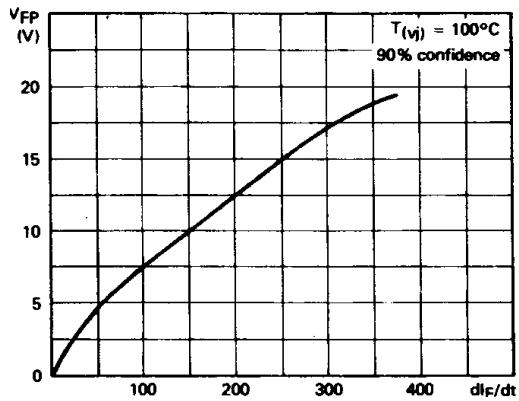


Figure 10. Dynamic parameters versus junction temperature.

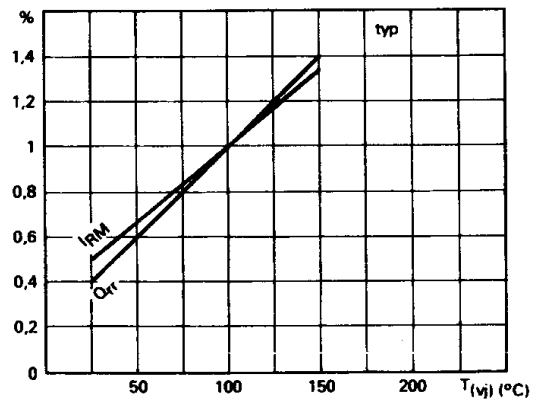


Figure 11. Turn-off switching characteristics (without series inductance).

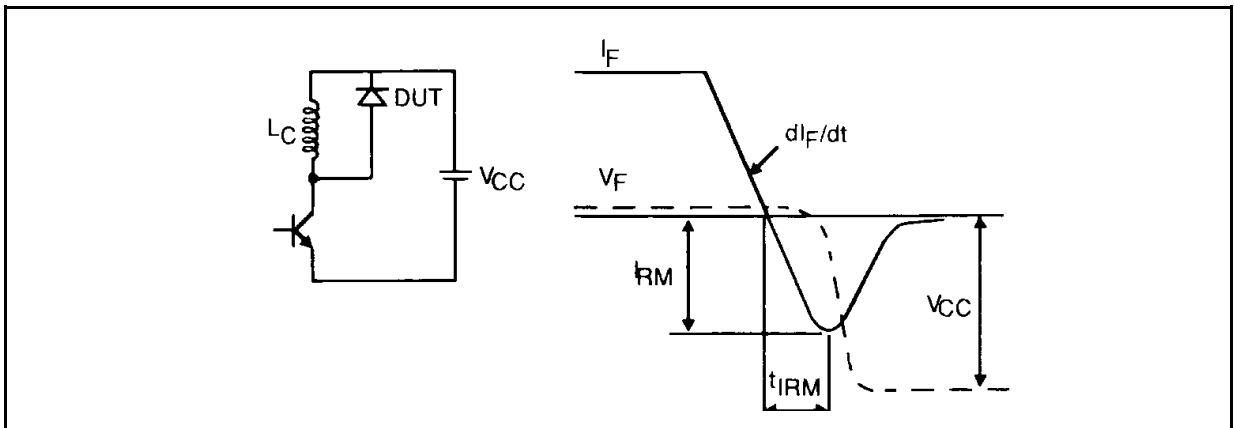
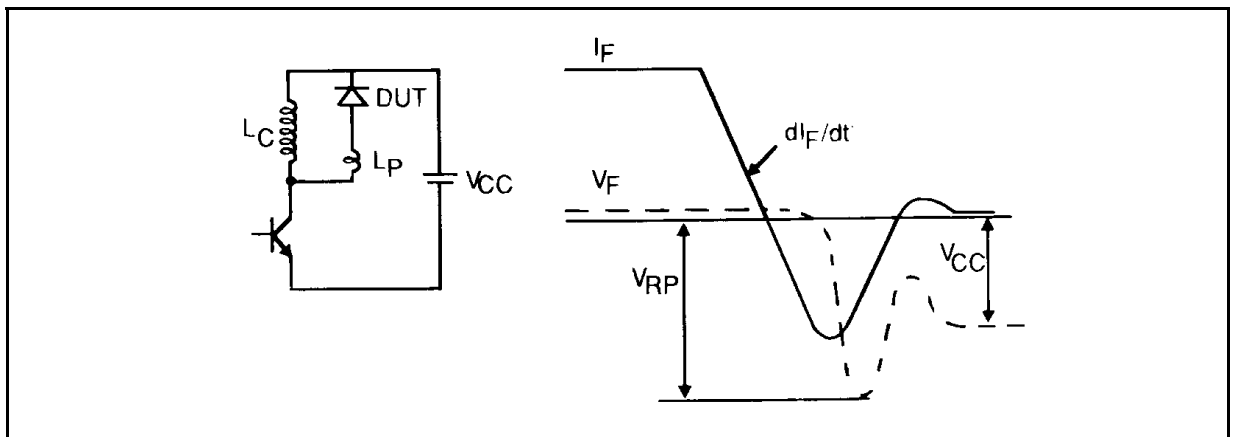
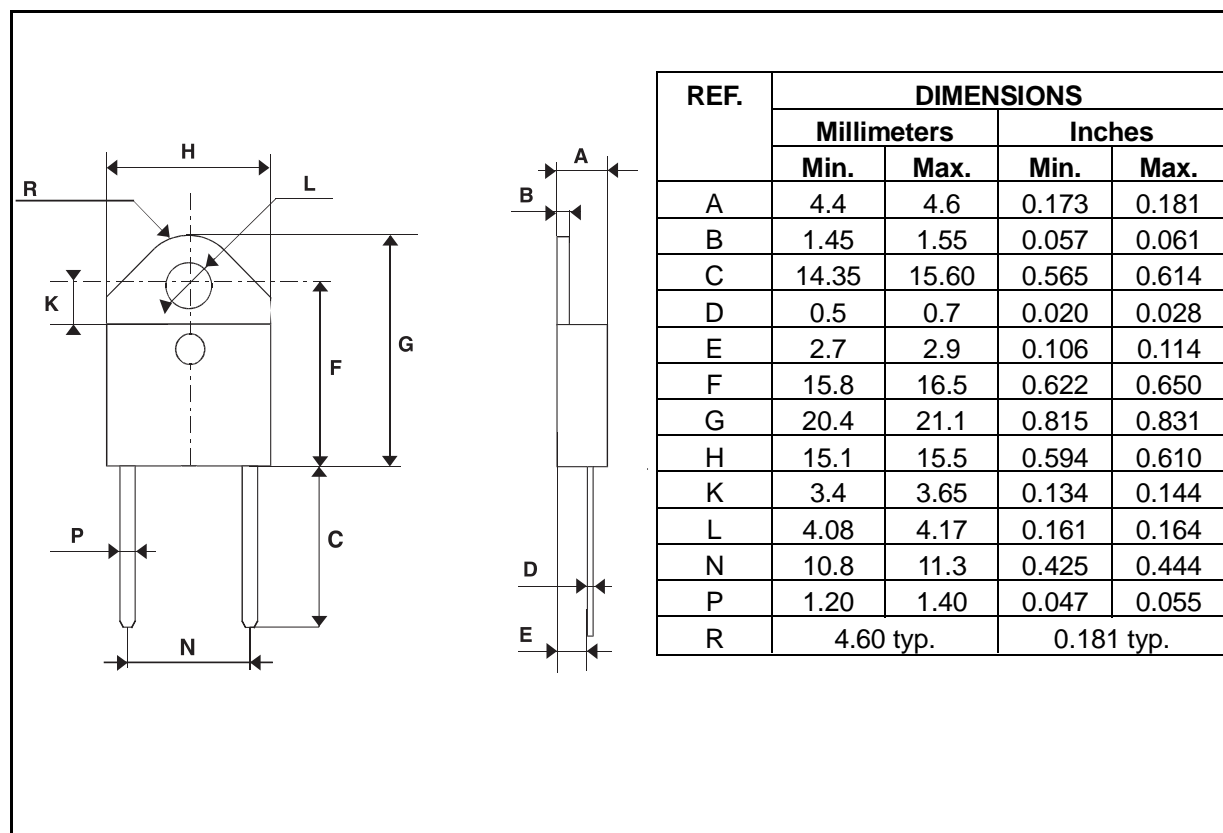


Figure 12. Turn-off switching characteristics (with series inductance)



PACKAGE MECHANICAL DATA :
Isolated DOP3I Plastic



- **Marking:** type number
- **Cooling method:** by conduction (method C)
- **Weight:** 4.52g
- **Recommended torque value:** 80cm. N
- **Maximum torque value:** 100cm. N

Information furnished is believed to be accurate and reliable. However, STMicroelectronics assumes no responsibility for the consequences of use of such information nor for any infringement of patents or other rights of third parties which may result from its use. No license is granted by implication or otherwise under any patent or patent rights of STMicroelectronics. Specifications mentioned in this publication are subject to change without notice. This publication supersedes and replaces all information previously supplied. STMicroelectronics products are not authorized for use as critical components in life support devices or systems without express written approval of STMicroelectronics.

The ST logo is a registered trademark of STMicroelectronics
© 1999 STMicroelectronics - Printed in Italy - All rights reserved.

STMicroelectronics GROUP OF COMPANIES
Australia - Brazil - China - Finland - France - Germany - Hong Kong - India - Italy - Japan - Malaysia
Malta - Morocco - Singapore - Spain - Sweden - Switzerland - United Kingdom - U.S.A.

<http://www.st.com>



LittleDiode supplies new, hard to find or obsolete electronic components and semiconductors all over the world.

With over two million different components listed you are sure to find the part you need.

Feel free to visit us today at our online store:

LittleDiode.com

Looking forward to providing you with the best possible service.