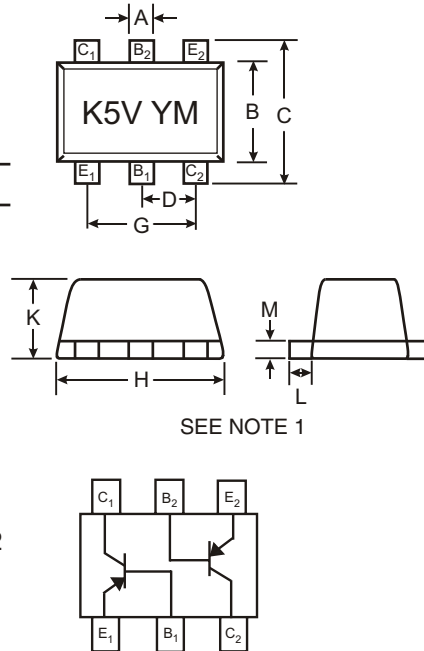


Features

- Epitaxial Die Construction
- Complementary NPN Types Available (BC847BV)
- Ultra-Small Surface Mount Package
- Lead Free Plating

Mechanical Data

- Case: SOT-563, Molded Plastic
- Case material - UL Flammability Rating Classification 94V-0
- Moisture sensitivity: Level 1 per J-STD-020A
- Terminals: Solderable per MIL-STD-202, Method 208
- Terminal Connections: See Diagram
- Terminals: Finish - Matte Tin (Note 2) Solderable per MIL-STD-202, Method 208
- Marking (See Page 2): K5V
- Ordering & Date Code Information: See Page 2
- Weight: 0.002 grams (approx.)



SOT-563			
Dim	Min	Max	Typ
A	0.15	0.30	0.25
B	1.10	1.25	1.20
C	1.55	1.70	1.60
D	0.50		
G	0.90	1.10	1.00
H	1.50	1.70	1.60
K	0.56	0.60	0.60
L	0.10	0.30	0.20
M	0.10	0.18	0.11
All Dimensions in mm			

Maximum Ratings @ $T_A = 25^\circ\text{C}$ unless otherwise specified

Characteristic	Symbol	Value	Unit
Collector-Base Voltage	V_{CBO}	-50	V
Collector-Emitter Voltage	V_{CEO}	-45	V
Emitter-Base Voltage	V_{EBO}	-5.0	V
Collector Current	I_C	-100	mA
Power Dissipation (Note 3)	P_d	150	mW
Thermal Resistance, Junction to Ambient (Note 3)	$R_{\theta JA}$	833	$^\circ\text{C}/\text{W}$
Operating and Storage Temperature Range	T_j, T_{STG}	-55 to +150	$^\circ\text{C}$

- Notes:
1. Package is non-polarized. Parts may be on reel in orientation illustrated, 180° rotated, or mixed (both ways).
 2. If lead-bearing terminal plating is required, please contact your Diodes Inc. sales representative for availability and minimum order details.
 3. Device mounted on FR-4 PCB, 1 inch x 0.85 inch x 0.062 inch; pad layout as shown on Diodes Inc. suggested pad layout document AP02001, which can be found on our website at <http://www.diodes.com/datasheets/ap02001.pdf>.

Electrical Characteristics @ $T_A = 25^\circ\text{C}$ unless otherwise specified

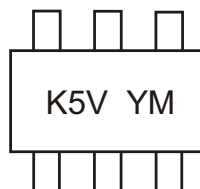
Characteristic	Symbol	Min	Typ	Max	Unit	Test Condition
Collector-Base Breakdown Voltage (Note 4)	$V_{(BR)CBO}$	-50	—	—	V	$I_C = 10\mu\text{A}, I_B = 0$
Collector-Emitter Breakdown Voltage (Note 4)	$V_{(BR)CEO}$	-45	—	—	V	$I_C = 10\text{mA}, I_B = 0$
Emitter-Base Breakdown Voltage (Note 4)	$V_{(BR)EBO}$	-5	—	—	V	$I_E = 1\mu\text{A}, I_C = 0$
DC Current Gain (Note 4)	h_{FE}	220	290	475	—	$V_{CE} = -5.0\text{V}, I_C = -2.0\text{mA}$
Collector-Emitter Saturation Voltage (Note 4)	$V_{CE(SAT)}$	—	—	-100 -400	mV	$I_C = -10\text{mA}, I_B = -0.5\text{mA}$ $I_C = -100\text{mA}, I_B = -5.0\text{mA}$
Base-Emitter Saturation Voltage (Note 4)	$V_{BE(SAT)}$	—	-700 -900	—	mV	$I_C = -10\text{mA}, I_B = -0.5\text{mA}$ $I_C = -100\text{mA}, I_B = -5.0\text{mA}$
Base-Emitter Voltage (Note 4)	$V_{BE(ON)}$	-600 —	—	-750 -820	mV	$V_{CE} = -5.0\text{V}, I_C = -2.0\text{mA}$ $V_{CE} = -5.0\text{V}, I_C = -10\text{mA}$
Collector-Cutoff Current (Note 4)	I_{CBO}	—	—	-15 -4.0	nA μA	$V_{CB} = -30\text{V}$ $V_{CB} = -30\text{V}, T_A = 150^\circ\text{C}$
Gain Bandwidth Product	f_T	100	—	—	MHz	$V_{CE} = -5.0\text{V}, I_C = -10\text{mA}$, $f = 100\text{MHz}$
Output Capacitance	C_{OB}	—	—	4.5	pF	$V_{CB} = -10\text{V}, f = 1.0\text{MHz}$
Noise Figure	NF	—	—	10	dB	$I_C = -0.2\text{mA}, V_{CE} = -5.0\text{Vdc}$, $R_S = 2.0\text{K}\Omega, f = 1.0\text{KHz}$, $BW = 200\text{Hz}$

Ordering Information (Note 5)

Device	Packaging	Shipping
BC857BV-7	SOT-563	3000/Tape & Reel

- Notes: 4. Short duration pulse test used to minimize self-heating effect.
5. For Packaging Details: go to our website at <http://www.diodes.com/datasheets/ap02007.pdf>.

Marking Information



K5V = Product Type Marking Code
YM = Date Code Marking
Y = Year (ex: P = 2003)
M = Month (ex: 9 = September)

Date Code Key

Year	2003	2004	2005	2006	2007	2008	2009
Code	P	R	S	T	U	V	W

Month	Jan	Feb	March	Apr	May	Jun	Jul	Aug	Sep	Oct	Nov	Dec
Code	1	2	3	4	5	6	7	8	9	O	N	D

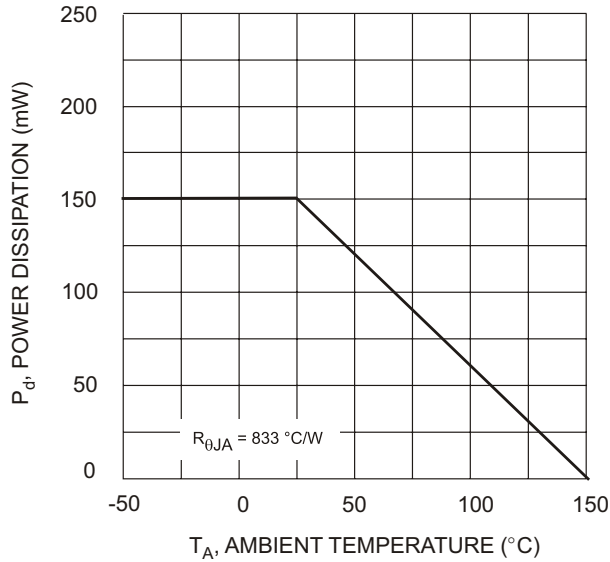


Fig. 1 Derating Curve - Total

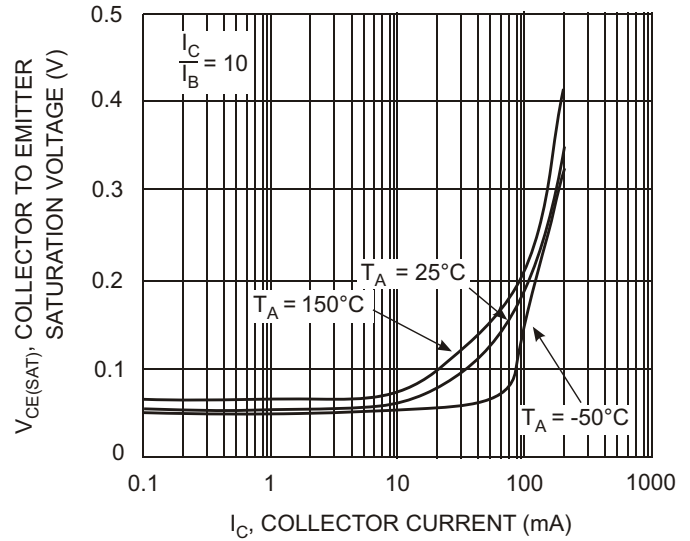


Fig. 2 Collector Emitter Saturation Voltage vs. Collector Current

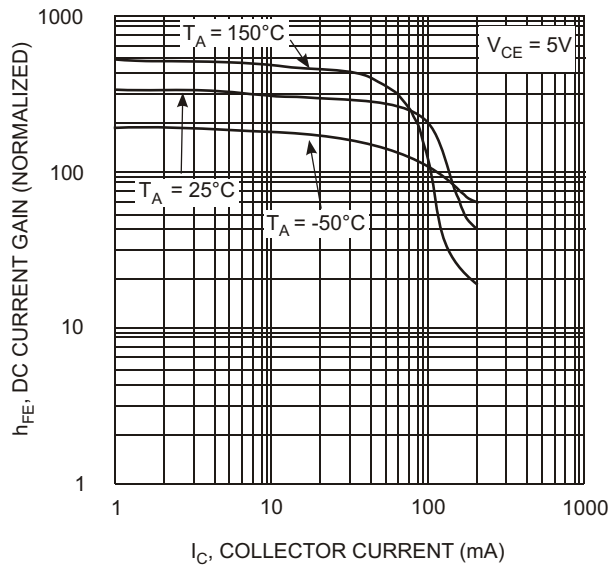


Fig. 3, DC Current Gain vs. Collector Current

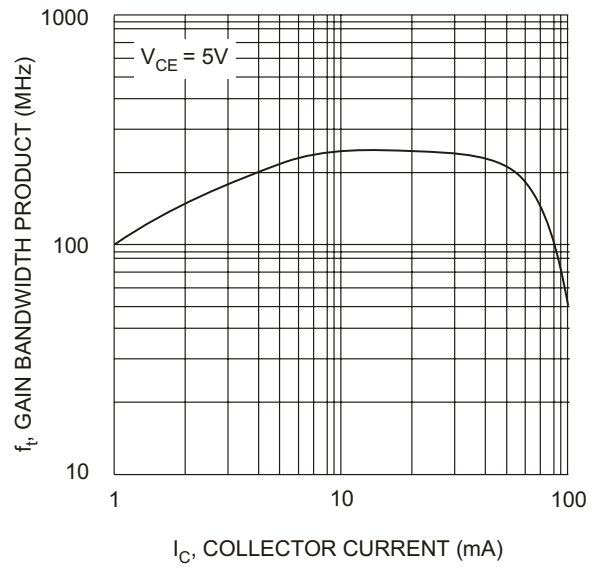


Fig. 4, Gain Bandwidth Product vs Collector Current



LittleDiode supplies new, hard to find or obsolete electronic components and semiconductors all over the world.

With over two million different components listed you are sure to find the part you need.

Feel free to visit us today at our online store:

LittleDiode.com

Looking forward to providing you with the best possible service.