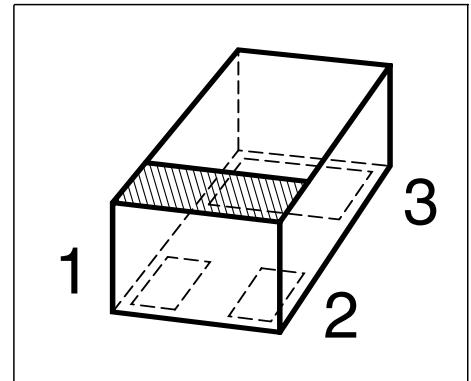


PNP Silicon AF Transistors

Preliminary data

- For AF input stages and driver applications
- High current gain
- Low collector-emitter saturation voltage
- Complementary types: BC847BL3,
BC848BL3 (NPN)



Type	Marking	Pin Configuration			Package
		1 = B	2 = E	3 = C	
BC857BL3	3F	1 = B	2 = E	3 = C	TSLP-3-1
BC858BL3	3K	1 = B	2 = E	3 = C	TSLP-3-1

Maximum Ratings

Parameter	Symbol	Value	Unit
Collector-emitter voltage	V_{CEO}		V
BC857BL3		45	
BC858BL3		30	
Collector-emitter voltage	V_{CES}		
BC857BL3		50	
BC858BL3		30	
Collector-base voltage	V_{CBO}		
BC857BL3		50	
BC858BL3		30	
Emitter-base voltage	V_{EBO}		
BC857BL3		5	
BC858BL3		5	
Collector current	I_C	100	mA
Peak collector current	I_{CM}	200	
Total power dissipation	P_{tot}	250	mW
$T_S \leq 138^\circ\text{C}$			
Junction temperature	T_j	150	$^\circ\text{C}$
Storage temperature	T_{stg}	-65 ... 150	

Thermal Resistance

Parameter	Symbol	Value	Unit
Junction - soldering point ¹⁾	R_{thJS}	≤ 50	K/W

¹⁾For calculation of R_{thJA} please refer to Application Note Thermal Resistance

Electrical Characteristics at $T_A = 25^\circ\text{C}$, unless otherwise specified

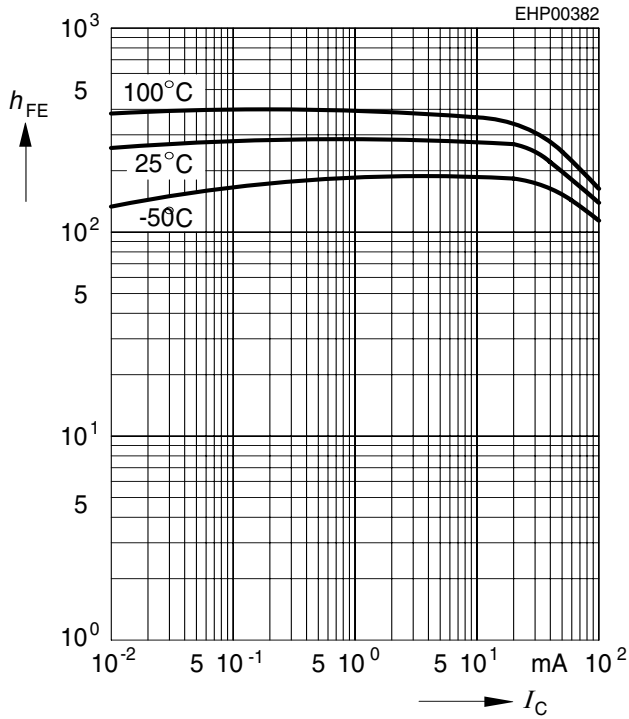
Parameter	Symbol	Values			Unit
		min.	typ.	max.	
DC Characteristics					
Collector-emitter breakdown voltage $I_C = 10\text{ mA}$, $I_B = 0$, BC857BL3 $I_C = 10\text{ mA}$, $I_B = 0$, BC858BL3	$V_{(BR)CEO}$	45 30	- -	- -	V
Collector-base breakdown voltage $I_C = 10\text{ }\mu\text{A}$, $I_E = 0$, BC857BL3 $I_C = 10\text{ }\mu\text{A}$, $I_E = 0$, BC858BL3	$V_{(BR)CBO}$	50 30	- -	- -	
Collector-emitter breakdown voltage $I_C = 10\text{ }\mu\text{A}$, $V_{BE} = 0$, BC857BL3 $I_C = 10\text{ }\mu\text{A}$, $V_{BE} = 0$, BC858BL3	$V_{(BR)CES}$	50 30	- -	- -	
Emitter-base breakdown voltage $I_E = 0$, $I_C = 1\text{ }\mu\text{A}$	$V_{(BR)EBO}$	5	-	-	
Collector-base cutoff current $V_{CB} = 30\text{ V}$, $I_E = 0$ $V_{CB} = 30\text{ V}$, $I_E = 0$, $T_A = 150\text{ }^\circ\text{C}$	I_{CBO}	- -	- -	15 5	nA
DC current gain- $I_C = 10\text{ }\mu\text{A}$, $V_{CE} = 5\text{ V}$ $I_C = 2\text{ mA}$, $V_{CE} = 5\text{ V}$	h_{FE}	- 220	250 290	- 475	-
Collector-emitter saturation voltage ¹⁾ $I_C = 10\text{ mA}$, $I_B = 0.5\text{ mA}$ $I_C = 100\text{ mA}$, $I_B = 5\text{ mA}$	V_{CEsat}	- -	75 250	300 650	mV
Base emitter saturation voltage- ¹⁾ $I_C = 10\text{ mA}$, $I_B = 0.5\text{ mA}$ $I_C = 100\text{ mA}$, $I_B = 5\text{ mA}$	V_{BEsat}	- -	700 850	- -	
Base-emitter voltage- ¹⁾ $I_C = 2\text{ mA}$, $V_{CE} = 5\text{ V}$ $I_C = 10\text{ mA}$, $V_{CE} = 5\text{ V}$	$V_{BE(ON)}$	600 -	650 -	750 820	

AC Characteristics

Transition frequency $I_C = 20 \text{ mA}$, $V_{CE} = 5 \text{ V}$, $f = 100 \text{ MHz}$	f_T	-	250	-	MHz
Collector-base capacitance $V_{CB} = 10 \text{ V}$, $f = 1 \text{ MHz}$	C_{cb}	-	3	-	pF
Emitter-base capacitance $V_{EB} = 0.5 \text{ V}$, $f = 1 \text{ MHz}$	C_{eb}	-	8	-	
Short-circuit input impedance $I_C = 2 \text{ mA}$, $V_{CE} = 5 \text{ V}$, $f = 1 \text{ kHz}$	h_{11e}	-	4.5	-	k Ω
Open-circuit reverse voltage transf. ratio $I_C = 2 \text{ mA}$, $V_{CE} = 5 \text{ V}$, $f = 1 \text{ kHz}$	h_{12e}	-	2	-	10^{-4}
Short-circuit forward current transf. ratio $I_C = 2 \text{ mA}$, $V_{CE} = 5 \text{ V}$, $f = 1 \text{ kHz}$	h_{21e}	-	330	-	-
Open-circuit output admittance $I_C = 2 \text{ mA}$, $V_{CE} = 5 \text{ V}$, $f = 1 \text{ kHz}$	h_{22e}	-	30	-	μS

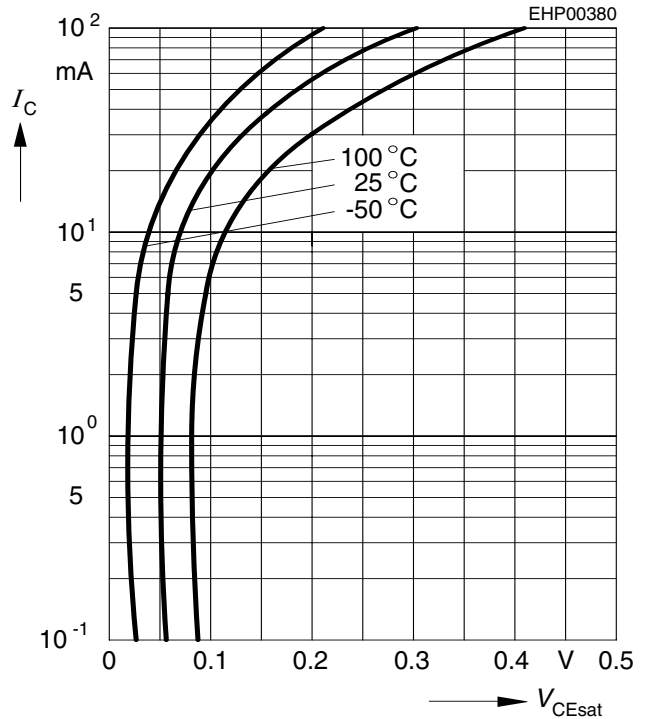
DC current gain $h_{FE} = f(I_C)$

$V_{CE} = 5\text{ V}$



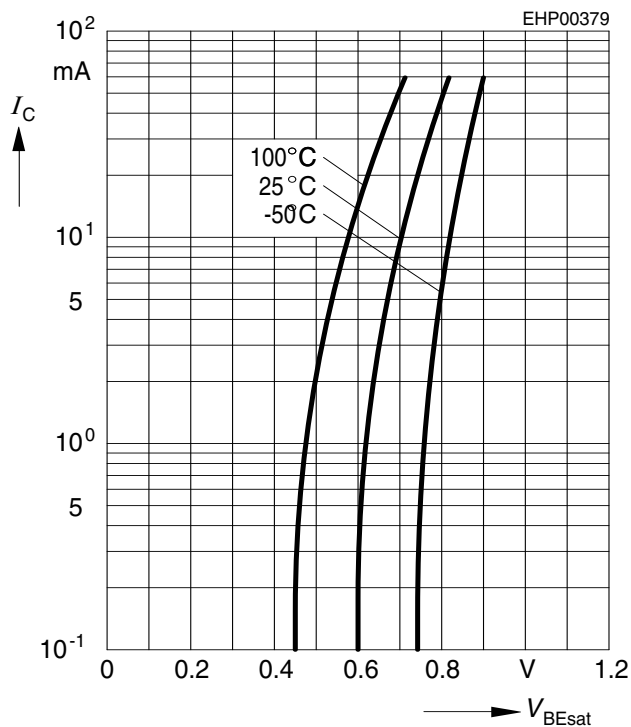
Collector-emitter saturation voltage

$I_C = f(V_{CEsat}), h_{FE} = 20$



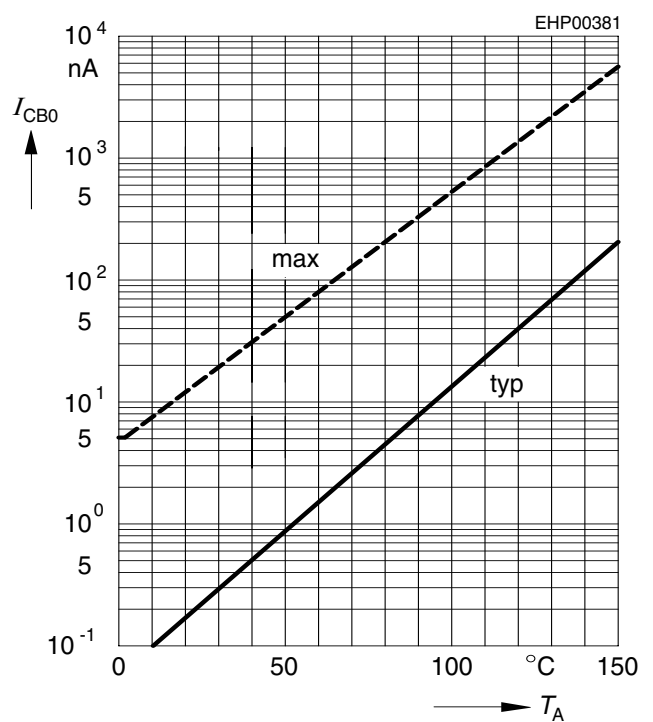
Base-emitter saturation voltage

$I_C = f(V_{BEsat}), h_{FE} = 20$



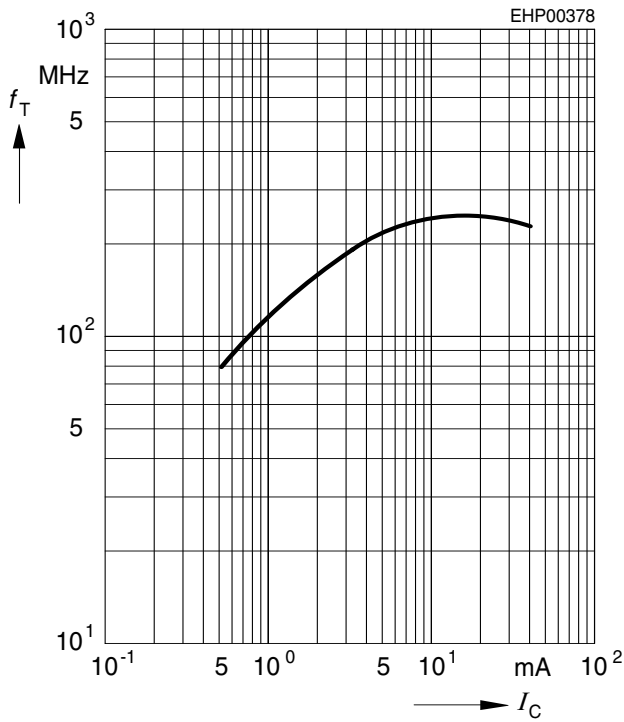
Collector cutoff current $I_{CBO} = f(T_A)$

$V_{CBO} = 30\text{ V}$



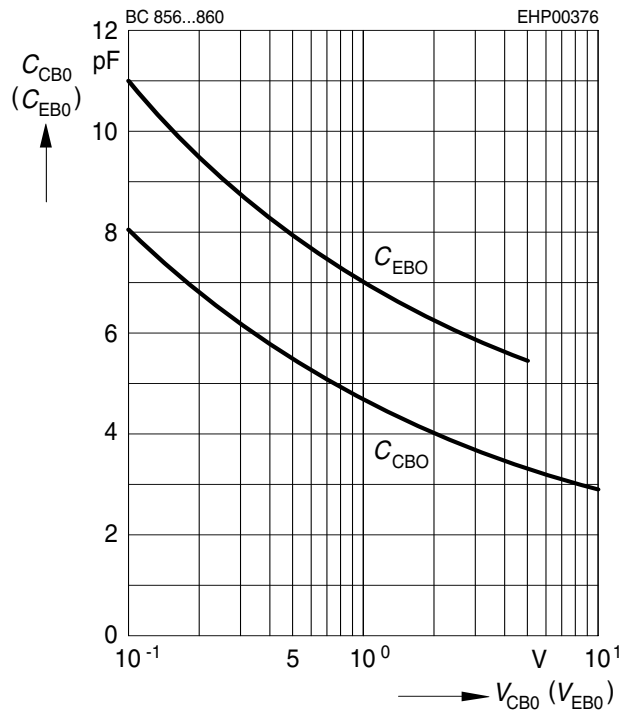
Transition frequency $f_T = f(I_C)$

$V_{CE} = 5\text{ V}$



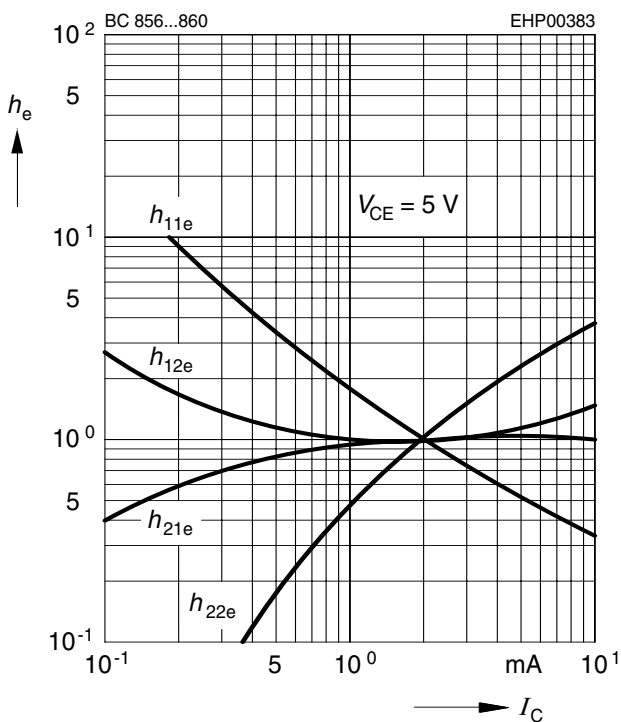
Collector-base capacitance $C_{CB} = f(V_{CB0})$

Emitter-base capacitance $C_{EB} = f(V_{EB0})$



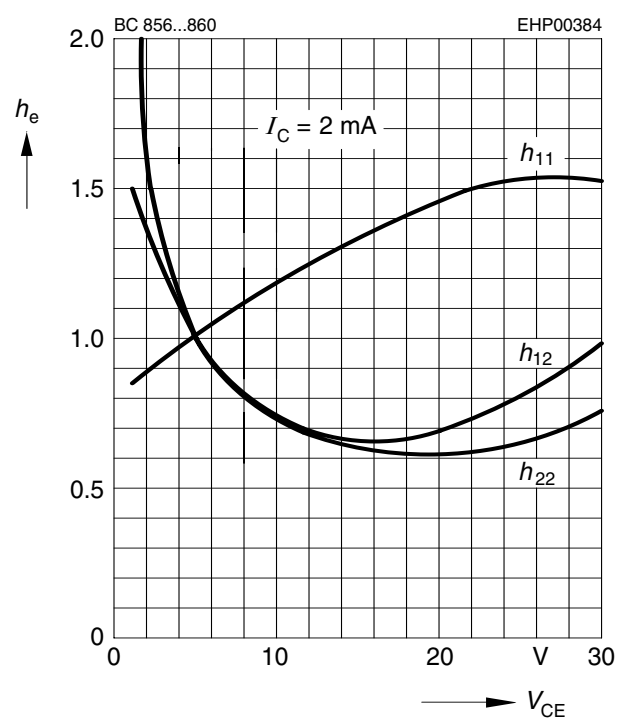
h parameter $h_e = f(I_C)$ normalized

$V_{CE} = 5\text{ V}$



h parameter $h_e = f(V_{CE})$ normalized

$I_C = 2\text{ mA}$



This datasheet has been downloaded from:

www.DatasheetCatalog.com

Datasheets for electronic components.



LittleDiode supplies new, hard to find or obsolete electronic components and semiconductors all over the world.

With over two million different components listed you are sure to find the part you need.

Feel free to visit us today at our online store:

LittleDiode.com

Looking forward to providing you with the best possible service.