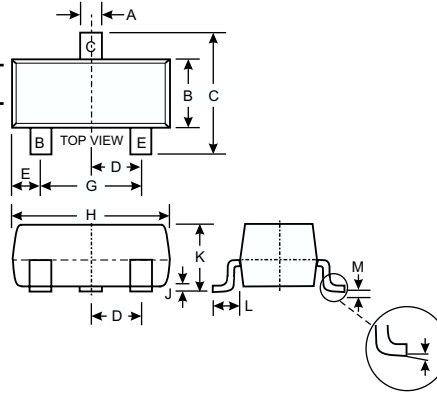


Features

- Ideally Suited for Automatic Insertion
- Epitaxial Planar Die Construction
- For Switching, AF Driver and Amplifier Applications
- Complementary NPN Types Available (BC817)

Mechanical Data

- Case: SOT-23, Molded Plastic
- Case material - UL Flammability Rating Classification 94V-0
- Moisture sensitivity: Level 1 per J-STD-020A
- Terminals: Solderable per MIL-STD-202, Method 208
- Pin Connections: See Diagram
- Marking (See Page 3): BC807-16 5A, K5A
BC807-25 5B, K5B
BC807-40 5C, K5C
- Ordering & Date Code Information: See Page 3
- Approx. Weight: 0.008 grams



SOT-23		
Dim	Min	Max
A	0.37	0.51
B	1.20	1.40
C	2.30	2.50
D	0.89	1.03
E	0.45	0.60
G	1.78	2.05
H	2.80	3.00
J	0.013	0.10
K	0.903	1.10
L	0.45	0.61
M	0.85	0.80
α	0°	8°
All Dimensions in mm		

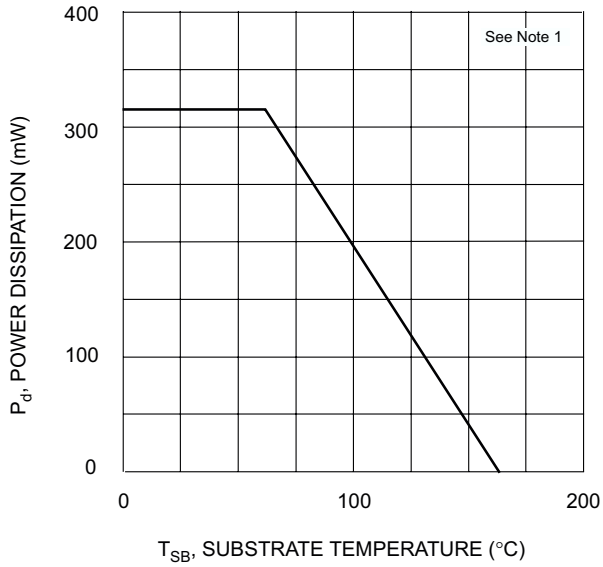
Maximum Ratings @ $T_A = 25^\circ\text{C}$ unless otherwise specified

Characteristic	Symbol	Value	Unit
Collector-Emitter Voltage	V_{CEO}	-45	V
Emitter-Base Voltage	V_{EBO}	-5.0	V
Collector Current	I_C	-500	mA
Peak Collector Current	I_{CM}	-1000	mA
Peak Emitter Current	I_{EM}	-1000	mA
Power Dissipation at $T_{SB} = 50^\circ\text{C}$ (Note 1)	P_d	310	mW
Thermal Resistance, Junction to Substrate Backside (Note 1)	$R_{\theta JSB}$	320	$^\circ\text{C}/\text{W}$
Thermal Resistance, Junction to Ambient Air (Note 1)	$R_{\theta JA}$	403	$^\circ\text{C}/\text{W}$
Operating and Storage Temperature Range	T_j, T_{STG}	-65 to +150	$^\circ\text{C}$

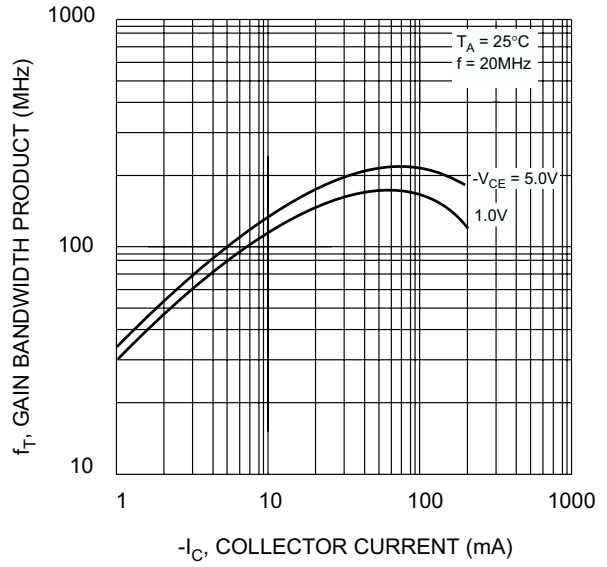
Electrical Characteristics @ $T_A = 25^\circ\text{C}$ unless otherwise specified

Characteristic (Note 2)	Symbol	Min	Typ	Max	Unit	Test Condition
DC Current Gain	h_{FE}	100		250		$V_{CE} = 1.0\text{V}, I_C = 100\text{mA}$
		160		400		
		250		600		
Current Gain Group -16	h_{FE}	60	—	—	—	$V_{CE} = 1.0\text{V}, I_C = 300\text{mA}$
		100				
		170				
Collector-Emitter Saturation Voltage	$V_{CE(SAT)}$	—	—	-0.7	V	$I_C = 500\text{mA}, I_B = 50\text{mA}$
Base-Emitter Voltage	V_{BE}	—	—	-1.2	V	$V_{CE} = 1.0\text{V}, I_C = 300\text{mA}$
Collector-Emitter Cutoff Current	I_{CES}	—	—	-100 -5.0	nA μA	$V_{CE} = 45\text{V}$ $V_{CE} = 25\text{V}, T_j = 150^\circ\text{C}$
Emitter-Base Cutoff Current	I_{EBO}	—	—	-100	nA	$V_{EB} = 4.0\text{V}$
Gain Bandwidth Product	f_T	100	—	—	MHz	$V_{CE} = 5.0\text{V}, I_C = 10\text{mA}, f = 50\text{MHz}$
Collector-Base Capacitance	C_{CBO}	—	—	12	pF	$V_{CB} = 10\text{V}, f = 1.0\text{MHz}$

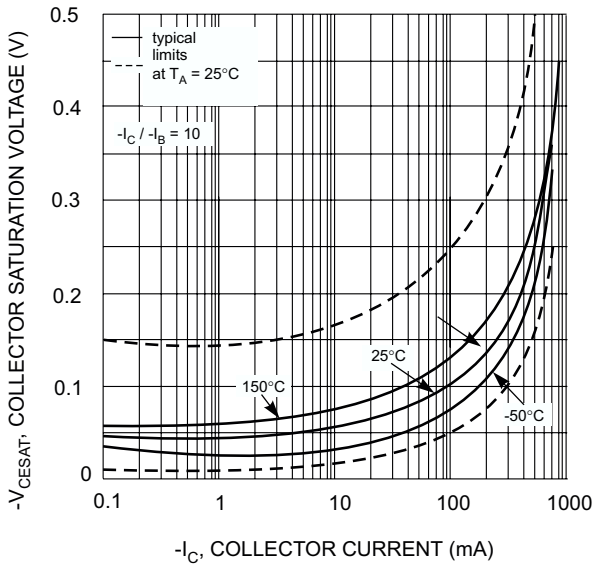
Notes: 1. Device mounted on ceramic substrate 0.7mm; 2.5cm² area.
2. Short duration pulse test used to minimize self-heating effect.



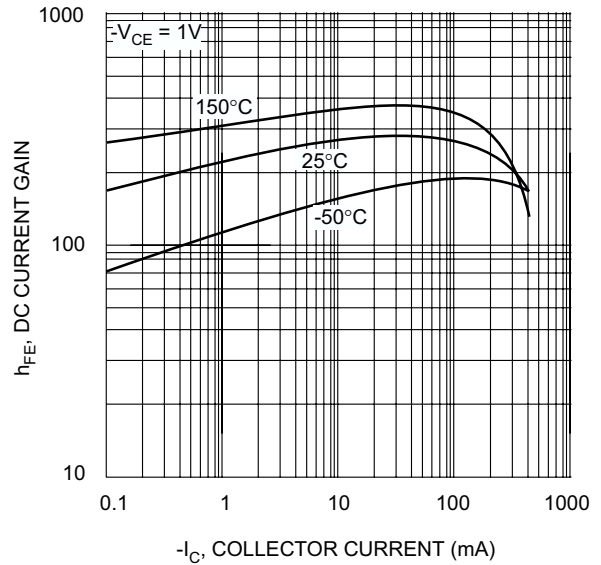
T_{SB} , SUBSTRATE TEMPERATURE ($^{\circ}C$)
Fig. 1, Power Derating Curve



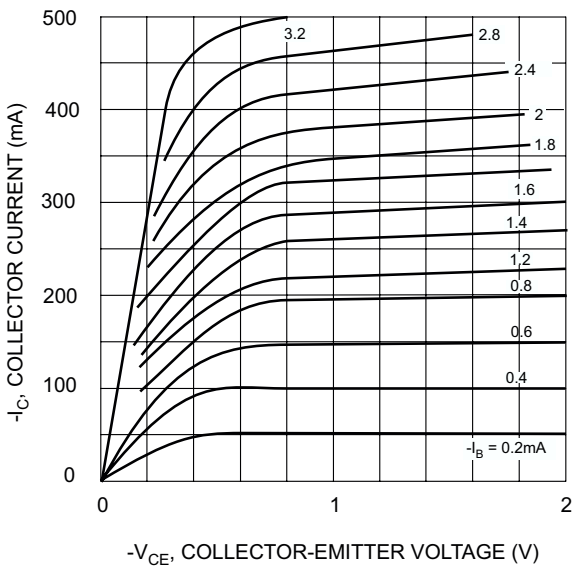
$-I_C$, COLLECTOR CURRENT (mA)
Fig. 2, Gain-Bandwidth Product vs Collector Current



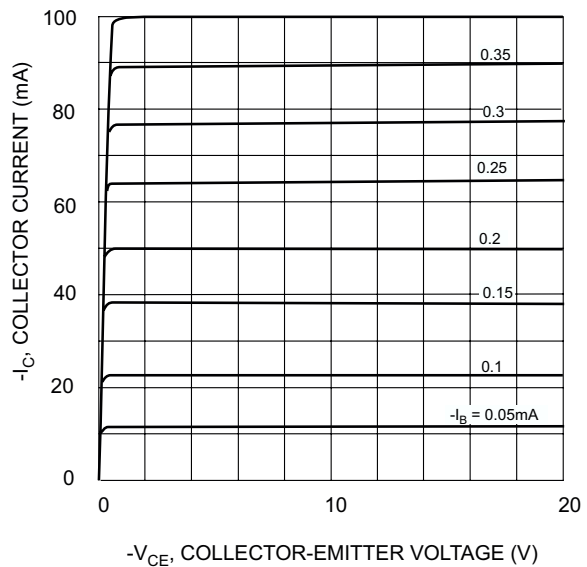
$-I_C$, COLLECTOR CURRENT (mA)
Fig. 3, Collector Sat. Voltage vs Collector Current



$-I_C$, COLLECTOR CURRENT (mA)
Fig. 4, DC Current Gain vs Collector Current



$-V_{CE}$, COLLECTOR-EMITTER VOLTAGE (V)
Fig. 5, Typical Emitter-Collector Characteristics



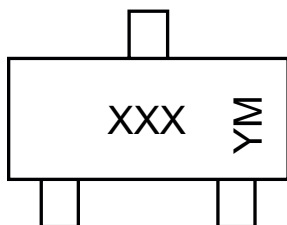
$-V_{CE}$, COLLECTOR-EMITTER VOLTAGE (V)
Fig. 6, Typical Emitter-Collector Characteristics

Ordering Information

Device*	Packaging	Shipping
BC807-xx-7	SOT-23	3000/Tape & Reel

Notes: 3. For Packaging Details, go to our website at <http://www.diodes.com/datasheets/ap02007.pdf>.
 *xx = gain group, eg. BC807-16-7.

Marking Information



XXX = Product Type Marking Code (See Page 1): e.g. K5A = BC807-16
 YM = Date Code Marking
 Y = Year ex: N = 2002
 M = Month ex: 9 = September

Date Code Key

Year	1998	1999	2000	2001	2002	2003	2004
Code	J	K	L	M	N	P	R

Month	Jan	Feb	March	Apr	May	Jun	Jul	Aug	Sep	Oct	Nov	Dec
Code	1	2	3	4	5	6	7	8	9	O	N	D

This datasheet has been downloaded from:

www.DatasheetCatalog.com

Datasheets for electronic components.



LittleDiode supplies new, hard to find or obsolete electronic components and semiconductors all over the world.

With over two million different components listed you are sure to find the part you need.

Feel free to visit us today at our online store:

LittleDiode.com

Looking forward to providing you with the best possible service.