

AN2458SH

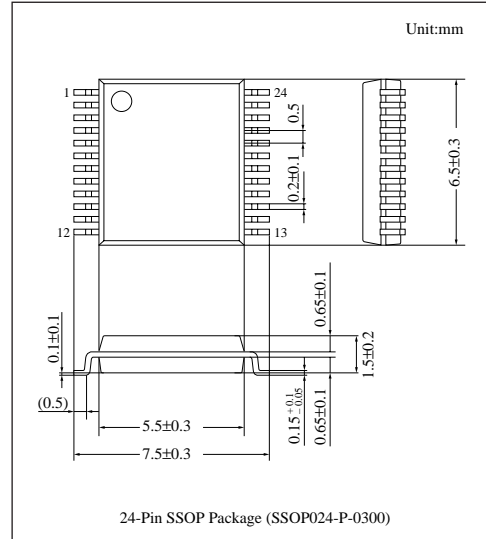
Color Encoder IC (NTSC/PAL) for CCD Video Camera

■ Overview

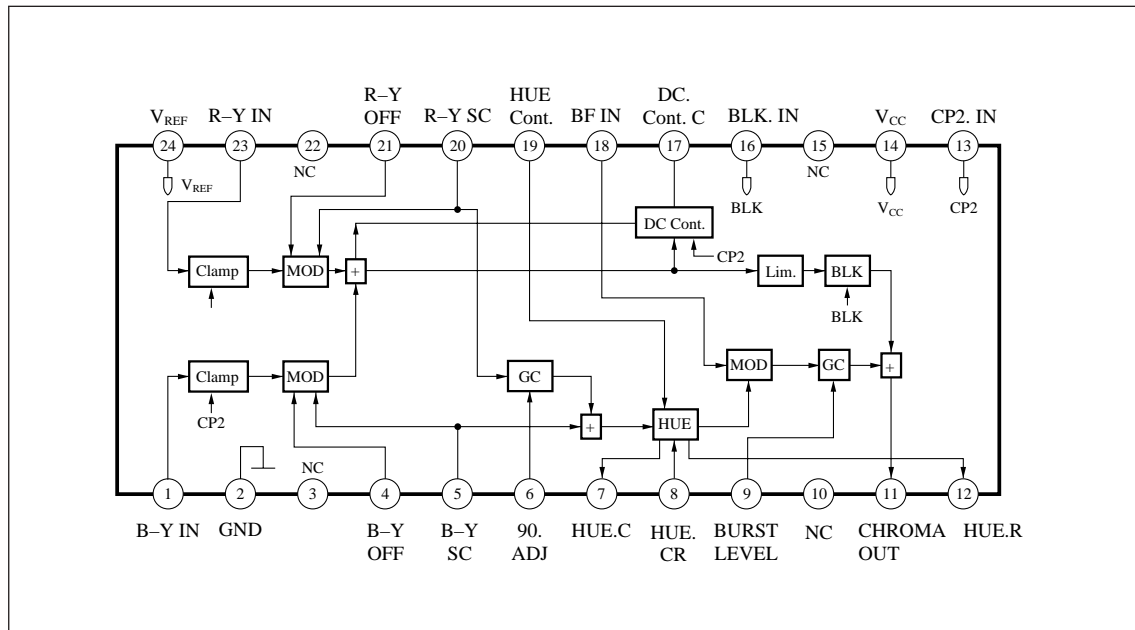
The AN2458SH is a color encoder IC for NTSC/PAL-compatible CCD video camera. It outputs chroma signal after modulation of inputted R-Y and B-Y color difference signals with subcarrier signals.

■ Features

- Compatible with NTSC and PAL
- Carrier leak adjustment available
- Built-in blanking circuit
- Color phase adjustment available
- Improved temperature characteristics of color phase shift (within $\pm 5^{\circ}\text{C}$)



■ Block Diagrams



■ Absolute Maximum Ratings

Parameter	Symbol	Rating	Unit
Supply voltage	V_{CC}	5.5	V
Supply current	I_{CC}	25	mA
Power dissipation	P_D	120	mW
Operating ambient temperature ^{Note 1)}	T_{opr}	-20 to +75	°C
Storage temperature ^{Note 1)}	T_{sig}	-55 to +125	°C

Note 1) $T_a=25^{\circ}\text{C}$ except operating ambient temperature and storage temperature.

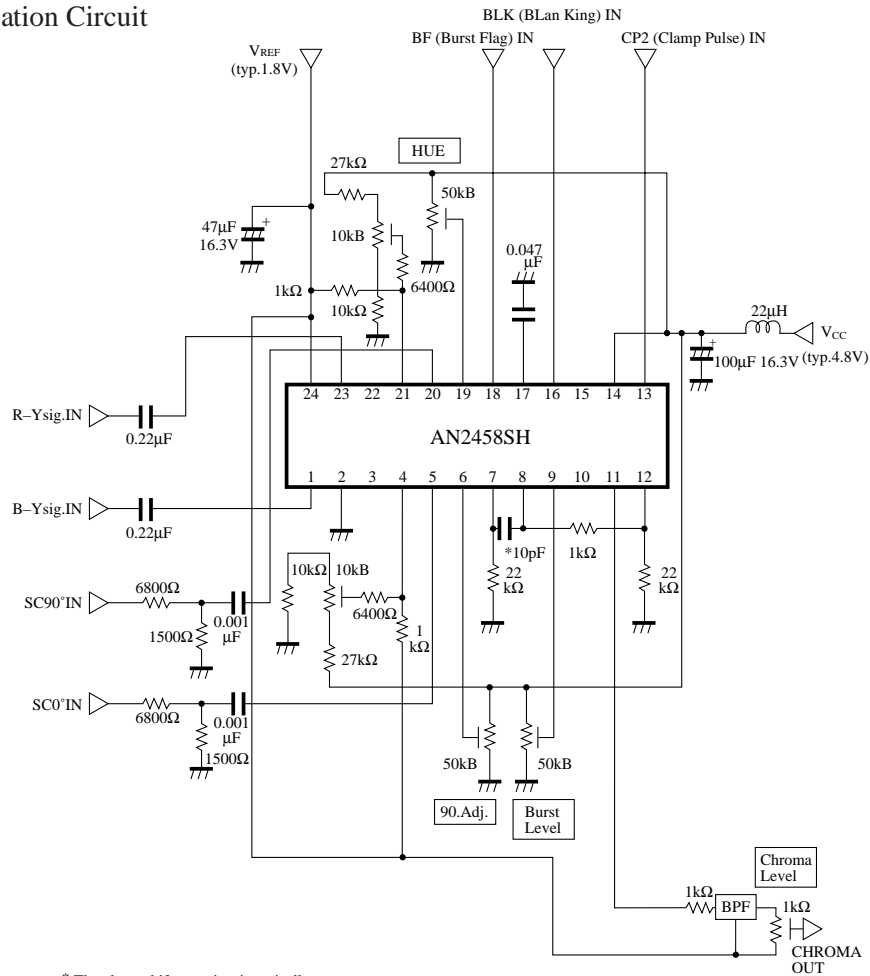
■ Recommended Operating Range ($T_a=25^{\circ}\text{C}$)

Parameter	Symbol	Range
Operating supply voltage range	V_{CC}	4.6V to 5.0V

■ Electrical Characteristics ($T_a=25\pm 2^{\circ}\text{C}$)

Parameter	Symbol	Condition	min	typ	max	Unit
Supply current	I_{CC}	$V_{CC}=4.8\text{V}$, $V_{REF}=1.8\text{V}$	12.0	16.0	20.0	mA
CP2 threshold 1	$V_{TH (CP2-1)}$	$V_{CC}=4.8\text{V}$, $V_{REF}=1.8\text{V}$	1.5	1.8	2.1	V
CP2 threshold 2	$V_{TH (CP2-2)}$	$V_{CC}=4.8\text{V}$, $V_{REF}=1.8\text{V}$	2.0	2.4	2.8	V
BLK threshold	$V_{TH (BLK)}$	$V_{CC}=4.8\text{V}$, $V_{REF}=1.8\text{V}$	1.9	2.2	2.5	V
Terminal voltage Pin5	V_5	$V_{CC}=4.8\text{V}$, $V_{REF}=1.8\text{V}$ difference from V_{REF}	-100	0	100	mV
Terminal voltage Pin11	V_{11}	$V_{CC}=4.8\text{V}$, $V_{REF}=1.8\text{V}$	1.8	2.3	2.8	V
Terminal voltage Pin20	V_{20}	$V_{CC}=4.8\text{V}$, $V_{REF}=1.8\text{V}$ difference from V_{REF}	-100	0	100	mV
R-Y GAIN	G_{V1}	$V_{CC}=4.8\text{V}$, $V_{REF}=1.8\text{V}$ 250mV _{P-P} input	480	600	720	mV _{P-P}
B-Y GAIN	G_{V2}	$V_{CC}=4.8\text{V}$, $V_{REF}=1.8\text{V}$ 250mV _{P-P} input	-7.0	-5.5	-3.5	dB
CHROMA CLIP	G_{V3}	$V_{CC}=4.8\text{V}$, $V_{REF}=1.8\text{V}$ 600mV _{P-P} input	0.5	3.0	4.5	dB
BLK CONTROL	G_{V4}	$V_{CC}=4.8\text{V}$, $V_{REF}=1.8\text{V}$ 250mV _{P-P} input $BLK=3V_{OP}$	300	600	900	mV _{P-P}
BURST GC (1)	G_{V5}	$V_{CC}=4.8\text{V}$, $V_{REF}=1.8\text{V}$ $V_9=V_{REF}$	290	350	430	mV _{P-P}
BURST GC (2)	G_{V6}	$V_{CC}=4.8\text{V}$, $V_{REF}=1.8\text{V}$ $V_9=V_{REF}\pm 0.5\text{V}$	1.5	3.0	4.5	dB
BURST GC (3)	G_{V7}	$V_{CC}=4.8\text{V}$, $V_{REF}=1.8\text{V}$ $V_9=V_{REF}-0.5\text{V}$	-6.0	-4.5	-2.5	dB
BURST PHASE (1)	θ_1	$V_{CC}=4.8\text{V}$, $V_{REF}=1.8\text{V}$ $V_{19}=V_{REF}+0.5\text{V}$	-45	-30	-15	deg
BURST PHASE (2)	θ_2	$V_{CC}=4.8\text{V}$, $V_{REF}=1.8\text{V}$ $V_{19}=V_{REF}-0.5\text{V}$	0	15	30	deg

Application Circuit



* The phase-shift capacitor is typically 10 pF for both NTSC and PAL.

Pin Descriptions

Pin No.	Pin name	Pin No.	Pin name
1	Color difference (B-Y) input	13	Clamp pulse input
2	GND	14	V _{CC} (4.8V typ.)
3	N. C.	15	N. C.
4	Subcarrier (0°) OFF	16	Blanking pulse input
5	Subcarrier(0°) input	17	DC playback capacitor
6	90° adjustment	18	Burst flag input
7	Phase-shift capacitor	19	Phase adjustment
8	Phase-shift capacitor	20	Subcarrier (90°/270°) input
9	Burst amplitude adjustment	21	Subcarrier (90°/270°) OFF
10	N. C.	22	N. C.
11	Chroma plus burst output	23	Color difference (R-Y) input
12	Phase-shift resistors	24	V _{REF} (1.8V typ.)



LittleDiode supplies new, hard to find or obsolete electronic components and semiconductors all over the world.

With over two million different components listed you are sure to find the part you need.

Feel free to visit us today at our online store:

LittleDiode.com

Looking forward to providing you with the best possible service.