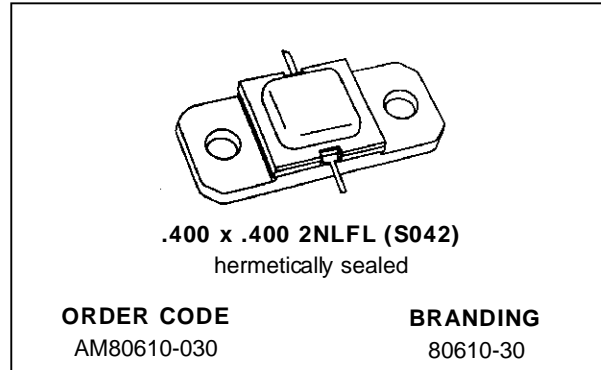


## RF & MICROWAVE TRANSISTORS UHF COMMUNICATIONS APPLICATIONS

- REFRACTORY/GOLD METALLIZATION
- EMITTER SITE BALLASTED
- INPUT/OUTPUT MATCHING
- METAL/CERAMIC HERMETIC PACKAGE
- P<sub>OUT</sub> = 30 W MIN. WITH 8.5 dB GAIN

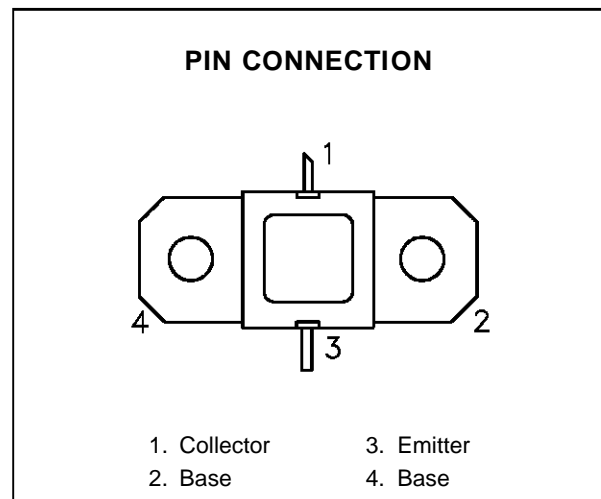


### DESCRIPTION

The AM80610-030 is a high power, common base NPN silicon bipolar device optimized for CW operation in the 620 - 960 MHz frequency range.

AM80610-030 utilizes a rugged, overlay, emitter-ballasted L-Band die geometry to achieve high gain and collector efficiency and is suitable for driver or output stage use in Class C power amplifiers. Typical applications include military communications, ECM, and test equipment.

The AM80610-030 is provided in the industry-standard, metal/ceramic AMPAC™ hermetic package.



### ABSOLUTE MAXIMUM RATINGS (T<sub>case</sub> = 25°C)

Symbol	Parameter	Value	Unit
P <sub>DISS</sub>	Power Dissipation* (T <sub>C</sub> ≤ 50°C)	57	W
I <sub>C</sub>	Device Current*	3.0	A
V <sub>CC</sub>	Collector-Supply Voltage*	32	V
T <sub>J</sub>	Junction Temperature	200	°C
T <sub>STG</sub>	Storage Temperature	- 65 to +200	°C

### THERMAL DATA

R <sub>TH(j-c)</sub>	Junction-Case Thermal Resistance*	2.6	°C/W
----------------------	-----------------------------------	-----	------

\*Applies only to rated RF amplifier operation

**ELECTRICAL SPECIFICATIONS** ( $T_{case} = 25^{\circ}C$ )

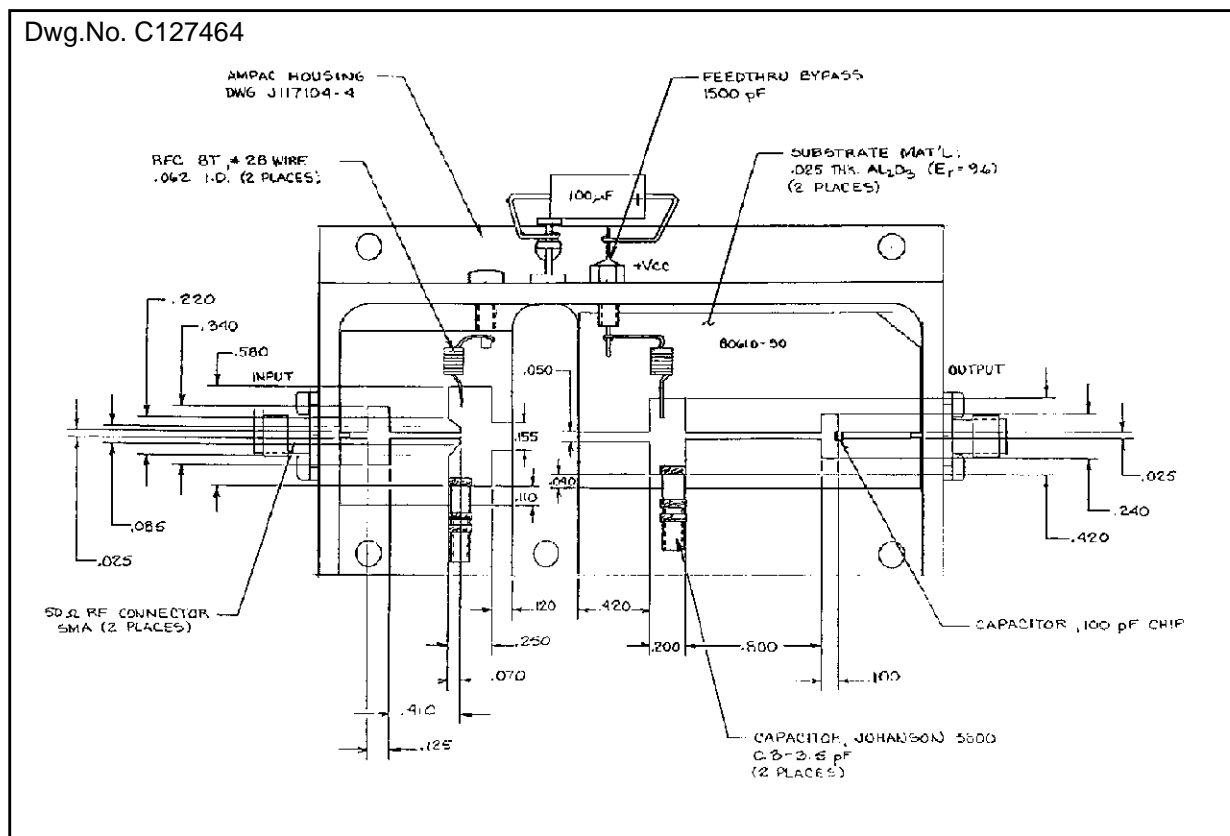
STATIC

Symbol	Test Conditions		Value			Unit
			Min.	Typ.	Max.	
$BV_{CBO}$	$I_C = 20\text{ mA}$	$I_E = 0\text{ mA}$	55	—	—	V
$BV_{EBO}$	$I_E = 2\text{ mA}$	$I_C = 0\text{ mA}$	3.5	—	—	V
$BV_{CER}$	$I_C = 40\text{ mA}$	$R_{BE} = 10\ \Omega$	55	—	—	V
$I_{CES}$	$V_{BE} = 0\text{ V}$	$V_{CE} = 28\text{ V}$	—	—	10	mA
$h_{FE}$	$V_{CE} = 5\text{ V}$	$I_C = 2\text{ A}$	15	—	150	—

DYNAMIC

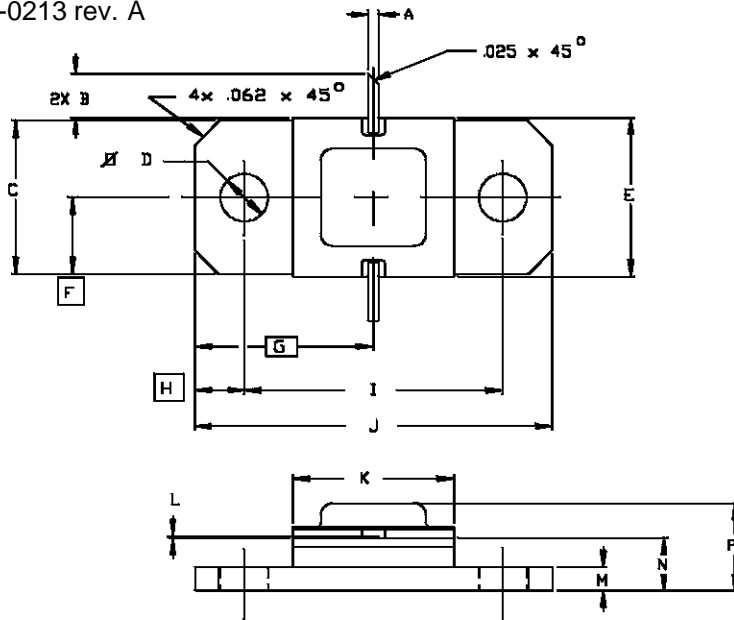
Symbol	Test Conditions			Value			Unit
				Min.	Typ.	Max.	
$P_{OUT}$	$f = 620 - 960\text{ MHz}$	$P_{IN} = 4.2\text{ W}$	$V_{CC} = 28\text{ V}$	30	—	—	W
$\eta_C$	$f = 620 - 960\text{ MHz}$	$P_{IN} = 4.2\text{ W}$	$V_{CC} = 28\text{ V}$	50	—	—	%
GP	$f = 620 - 960\text{ MHz}$	$P_{IN} = 4.2\text{ W}$	$V_{CC} = 28\text{ V}$	8.5	—	—	dB

**TEST CIRCUIT**



PACKAGE MECHANICAL DATA

Ref.: Dwg. No. 12-0213 rev. A



SGS-THOMSON MICROELECTRONICS			CONT'D		
	MINIMUM Inches/mm	MAXIMUM Inches/mm		MINIMUM Inches/mm	MAXIMUM Inches/mm
A	.020/0,51	.030/0,76	K	.395/10,03	.415/10,54
B	.100/2,54		L	.004/0,10	.006/0,18
C	.376/9,55	.396/10,06	M	.052/1,32	.072/1,83
D	.110/2,79	.130/3,30	N	.118/3,00	.131/3,33
E	.395/10,03	.407/10,34	P		.230/5,84
F	.193/4,90				
G	.450/11,43				
H	.125/3,18				
I	.640/16,26	.660/16,76			
J	.890/22,61	.910/23,11			

Information furnished is believed to be accurate and reliable. However, SGS-THOMSON Microelectronics assumes no responsibility for the consequences of use of such information nor for any infringement of patents or other rights of third parties which may result from its use. No license is granted by implication or otherwise under any patent or patent rights of SGS-THOMSON Microelectronics. Specifications mentioned in this publication are subject to change without notice. This publication supersedes and replaces all information previously supplied. SGS-THOMSON Microelectronics products are not authorized for use as critical components in life support devices or systems without express written approval of SGS-THOMSON Microelectronics.

©1995 SGS-THOMSON Microelectronics - All Rights Reserved

SGS-THOMSON Microelectronics GROUP OF COMPANIES

Australia - Brazil - France - Germany - Hong Kong - Italy - Japan - Korea - Malaysia - Malta - Morocco - The Netherlands - Singapore - Spain - Sweden - Switzerland - Taiwan - Thailand - United Kingdom - U.S.A.



LittleDiode supplies new, hard to find or obsolete electronic components and semiconductors all over the world.

With over two million different components listed you are sure to find the part you need.

Feel free to visit us today at our online store:

**[LittleDiode.com](http://LittleDiode.com)**

Looking forward to providing you with the best possible service.