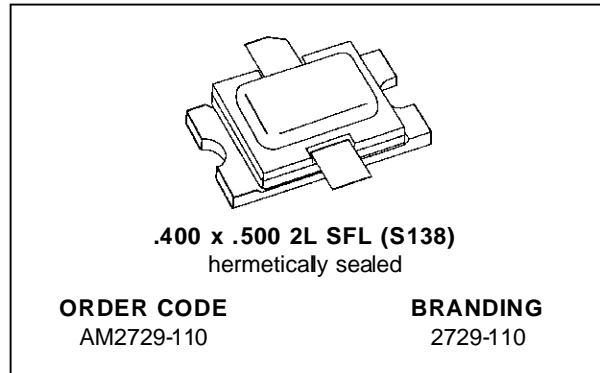


## RF & MICROWAVE TRANSISTORS S-BAND RADAR APPLICATIONS

- REFRACTORY/GOLD METALLIZATION
- EMITTER SITE BALLASTED
- 3:1 VSWR CAPABILITY
- LOW THERMAL RESISTANCE
- INPUT/OUTPUT MATCHING
- OVERLAY GEOMETRY
- METAL/CERAMIC HERMETIC PACKAGE
- P<sub>OUT</sub> = 105 W MIN. WITH 6.5 dB GAIN

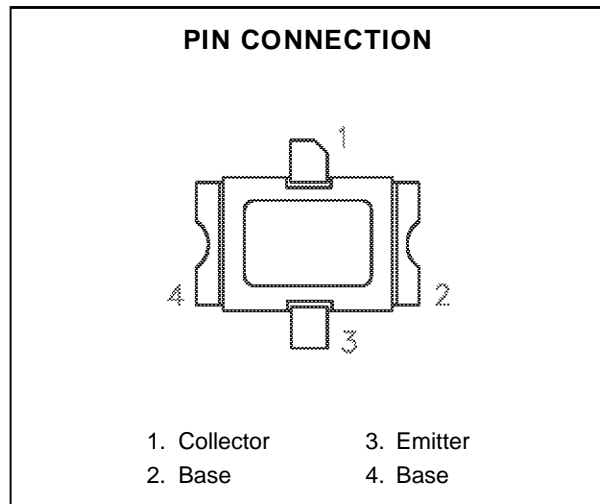


### DESCRIPTION

The AM2729-110 device is a high power silicon bipolar NPN transistor specifically designed for S-Band radar pulsed output and driver applications.

This device is capable of operation over a wide range of pulse widths, duty cycles and temperatures and can withstand a 3:1 output VSWR. Low RF thermal resistance, refractory/gold metallization, and computerized automatic wire bonding techniques ensure high reliability and product consistency (including phase characteristics).

The AM2729-110 is supplied in the BIGPAC™ Hermetic Metal/Ceramic package with internal Input/Output matching circuitry, and is intended for military and other high reliability applications.



### ABSOLUTE MAXIMUM RATINGS (T<sub>case</sub> = 25°C)

Symbol	Parameter	Value	Unit
P <sub>DISS</sub>	Power Dissipation* (T <sub>C</sub> ≤ 100°C)	438	W
I <sub>C</sub>	Device Current*	12	A
V <sub>CC</sub>	Collector-Supply Voltage*	48	V
T <sub>J</sub>	Junction Temperature (Pulsed RF Operation)	250	°C
T <sub>STG</sub>	Storage Temperature	- 65 to +200	°C

### THERMAL DATA

R <sub>TH(j-c)</sub>	Junction-Case Thermal Resistance*	0.4	°C/W
----------------------	-----------------------------------	-----	------

\*Applies only to rated RF amplifier operation

# AM2729-110

## ELECTRICAL SPECIFICATIONS (T<sub>case</sub> = 25°C)

### STATIC

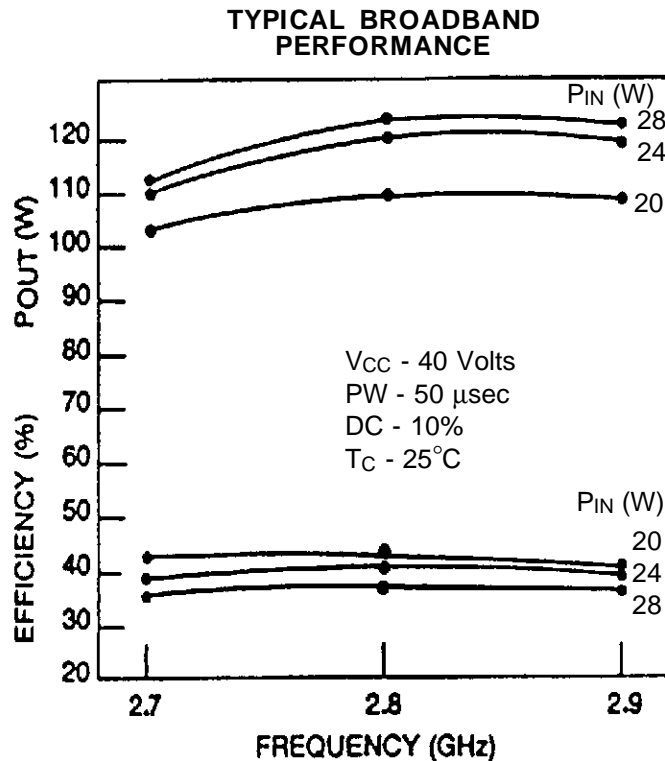
Symbol	Test Conditions		Value			Unit
			Min.	Typ.	Max.	
BV <sub>CBO</sub>	I <sub>C</sub> = 40mA	I <sub>E</sub> = 0mA	55	—	—	V
BV <sub>EBO</sub>	I <sub>E</sub> = 8mA	I <sub>C</sub> = 0mA	3.5	—	—	V
BV <sub>CER</sub>	I <sub>C</sub> = 40mA	R <sub>BE</sub> = 10Ω	55	—	—	V
I <sub>CES</sub>	V <sub>BE</sub> = 0V	V <sub>CE</sub> = 40V	—	—	30	mA
h <sub>FE</sub>	V <sub>CE</sub> = 5V	I <sub>C</sub> = 4A	30	—	—	—

### DYNAMIC

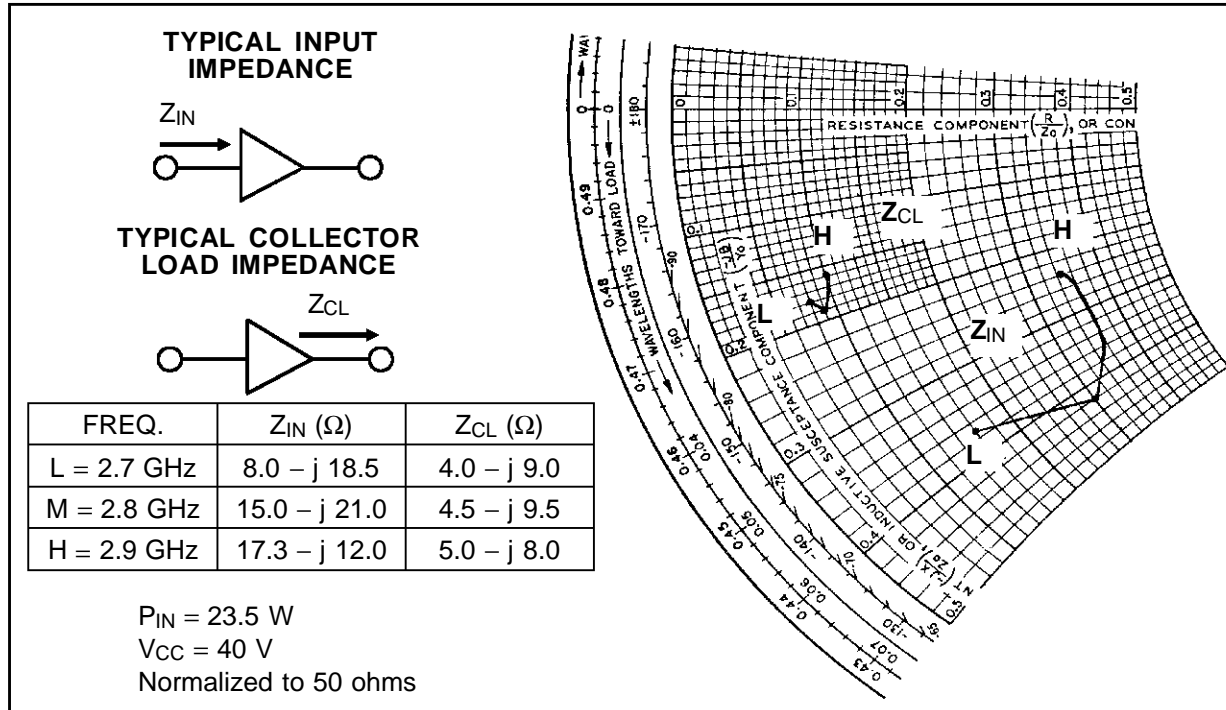
Symbol	Test Conditions			Value			Unit
				Min.	Typ.	Max.	
P <sub>OUT</sub>	f = 2700 — 2900MHz	P <sub>IN</sub> = 23.5W	V <sub>CC</sub> = 40V	105	115	—	W
η <sub>c</sub>	f = 2700 — 2900MHz	P <sub>IN</sub> = 23.5W	V <sub>CC</sub> = 40V	33	40	—	%
G <sub>P</sub>	f = 2700 — 2900MHz	P <sub>IN</sub> = 23.5W	V <sub>CC</sub> = 40V	6.5	6.9	—	dB

Note: Pulse Width = 50 μSec  
Duty Cycle = 10%

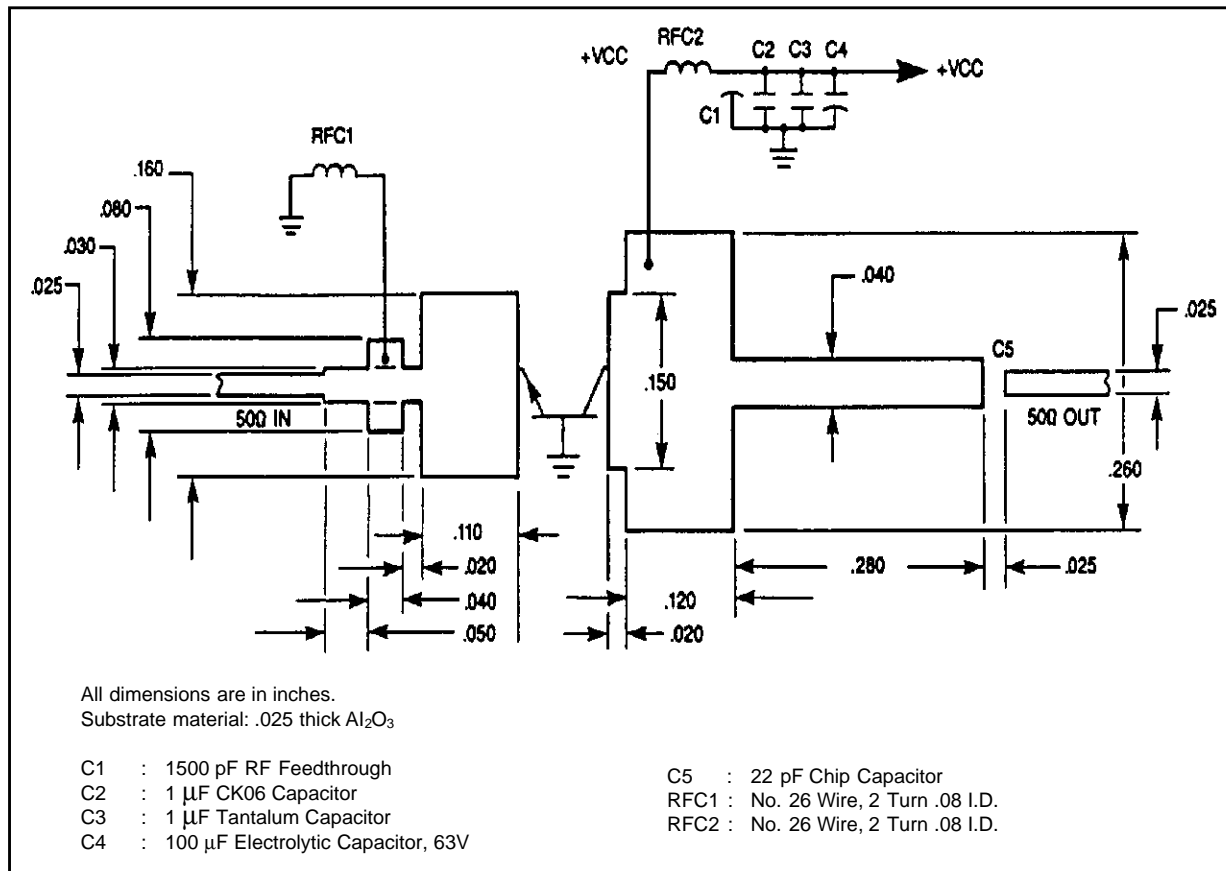
### TYPICAL PERFORMANCE



IMPEDANCE DATA

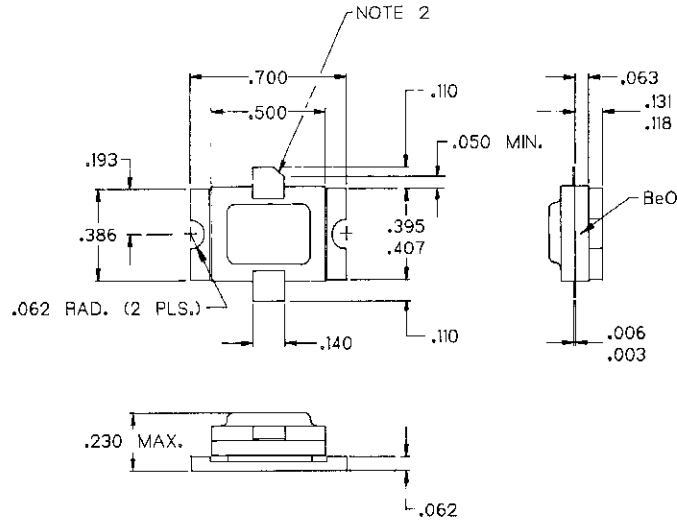


TEST CIRCUIT



PACKAGE MECHANICAL DATA

Ref.: Dwg. No.: 103-000737A



NOTES:

1. ALL TOLERANCES  $\pm .010$  EXCEPT WHERE NOTED;  
DIMENSIONS IN INCHES.
2. COLLECTOR LEAD CHAMFER  $45^\circ$  NOM. X  $.040$  NOM.

Information furnished is believed to be accurate and reliable. However, SGS-THOMSON Microelectronics assumes no responsibility for the consequences of use of such information nor for any infringement of patents or other rights of third parties which may result from its use. No license is granted by implication or otherwise under any patent or patent rights of SGS-THOMSON Microelectronics. Specifications mentioned in this publication are subject to change without notice. This publication supersedes and replaces all information previously supplied. SGS-THOMSON Microelectronics products are not authorized for use as critical components in life support devices or systems without express written approval of SGS-THOMSON Microelectronics.

© 1994 SGS-THOMSON Microelectronics - All Rights Reserved

SGS-THOMSON Microelectronics GROUP OF COMPANIES

Australia - Brazil - France - Germany - Hong Kong - Italy - Japan - Korea - Malaysia - Malta - Morocco - The Netherlands - Singapore - Spain - Sweden - Switzerland - Taiwan - Thailand - United Kingdom - U.S.A



LittleDiode supplies new, hard to find or obsolete electronic components and semiconductors all over the world.

With over two million different components listed you are sure to find the part you need.

Feel free to visit us today at our online store:

[LittleDiode.com](http://LittleDiode.com)

Looking forward to providing you with the best possible service.