

SCRs

.5A, Planar

AA100-AA104
AA107-AA111
AA114-AA118

FEATURES

- Maximum Gate Trigger Current: 2, 20 or 200 μ A
- Tight Gate Trigger Voltage Range: .44 to .6V
- Voltage Ratings: to 400V
- Specified for dv/dt and Switching Time

DESCRIPTION

This data sheet describes Microsemi's AA Series 0.5A SCRs designed for low-current sensing applications. Units are available in a complete range of blocking voltages from 60 to 400 volts.

The AA100 series offers a maximum gate trigger current of 2.0 microamps making it the most sensitive device of its type. The AA107 series has a maximum I_{GT} of 20 μ A while this parameter is specified at 200 μ A for the AA114 series.

ABSOLUTE MAXIMUM RATINGS

	AA100 AA107 AA114	AA101 AA108 AA115	AA102 AA108 AA116	AA103 AA110 AA117	AA104 AA111 AA118
Repetitive Peak Off-State Voltage, V_{DRM}	60V	100V	200V	300V	400V
Repetitive Peak Reverse Voltage, V_{RRM}	60V	100V	200V	300V	400V
Non-Repetitive Peak Reverse Voltage, V_{RSM}	80V	150V	300V	400V	500V
Non-Repetitive Peak Off-State Voltage, V_{DSM}			500V		
D.C. On-State Current, I_T					
75°C Ambient			250mA		
100°C Case			500mA		
Repetitive Peak On-State Current, I_{TRM}				up to 30A	
Peak One Cycle Surge (Non-Rep.) On-State Current, I_{TSM}				5A	
Peak Gate Current, I_{GM}			250mA		
Average Gate Current, $I_{G(AV)}$			25mA		
Reverse Gate Voltage, V_{GR}			6V		
Operating and Storage Temperature Range			-65°C to +150°C		

MECHANICAL SPECIFICATIONS

AA100-AA104 AA107-AA111 AA114-AA118

	INCHES	MILLIMETERS
A	.178-.195 DIA.	4.52-4.95 DIA.
B	.170-.210	4.31-5.33
C	5 MIN.	12.70 MIN.
D	.209-.230 DIA.	5.31-5.84 DIA.
E	.017 ± .002 DIA. .001 DIA.	432 ± .051 .025
F	.020 MAX.	508 MAX.
G	.100±.010 DIA.	2.54±.254 DIA.
H	.041±.005	1.04±.127
J	.028-.048	.711-1.22

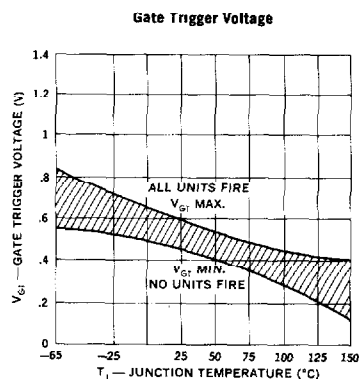
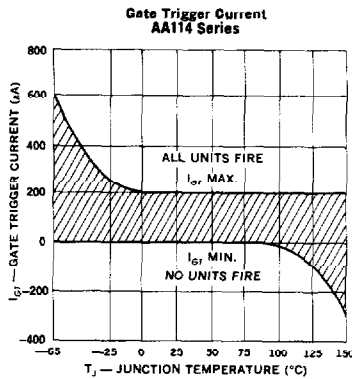
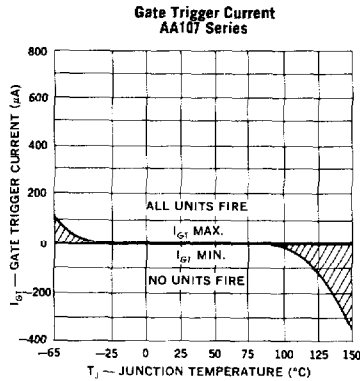
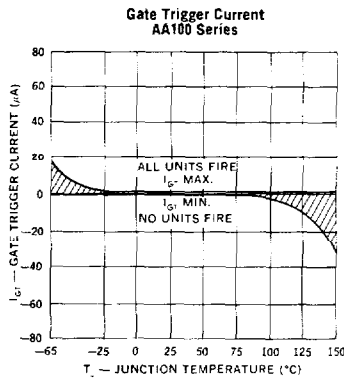
TO-18

ELECTRICAL SPECIFICATIONS (at 25°C unless noted)

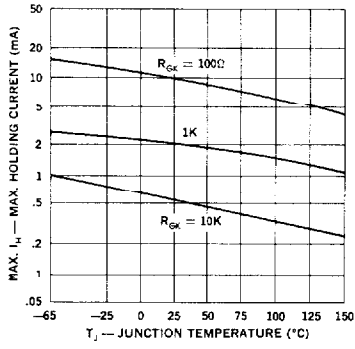
Parameter	Symbol	Min.	Typical	Max.	Units	Test Conditions
SUBGROUP 1						
Visual & Mechanical						
SUBGROUP 2 (25°C TESTS)						
Off-State Current	I_{DRM}	—	.01	0.1	μA	$R_{GK} = 1K, V_{DRM} = \text{Rating}$
Reverse Current	I_{RRM}	—	.01	0.1	μA	$R_{GK} = 1K, V_{RRM} = \text{Rating}$
Reverse Gate Current	I_{GR}	—	0.1	0.2	μA	$V_{GR} = 2V$
Gate Trigger Current	I_{GT}	—	0.2	2.0	μA	$R_{GS} = 10K, V_D = 5V$
AA100-104		—	0.2	2.0	μA	
AA107-111		—	2.0	20	μA	
AA114-118		—	20	200	μA	
Gate Trigger Voltage	V_{GT}	0.44	0.52	0.60	V	$R_{GS} = 100\Omega, V_D = 5V$
On-State Voltage	V_T	—	1.1	1.5	V	$I_T = 1.0 A (\text{pulse})$
Holding Current	I_H	0.3	0.5	2.0	mA	$R_{GK} = 1K$
SUBGROUP 3 (25°C TESTS)						
Off-State Voltage — Critical Rate of Rise	dv/dt	50	100	—	V/ μs	$R_{GK} = 1K, V_D = 30V$
Gate Trigger — on Pulse Width	$t_{pg} (\text{on})$	—	0.5	2.0	μs	$I_G = 10mA, I_T = 1A, V_D = 30V$
Delay Time	t_d	—	0.6	—	μs	$I_G = 10mA, I_T = 1A, V_D = 30V$
Rise Time	t_r	—	0.4	—	μs	$I_G = 10mA, I_T = 1A, V_D = 30V$
Circuit Commutated Turn-off Time	t_q	—	20	50	μs	$I_T = 1A, I_R = 1A, R_{GK} = 1K$
SUBGROUP 4 (125°C TESTS)						
Off-State Current	I_{DRM}	—	10	20	μA	$R_{GK} = 1K, V_{DRM} = \text{Rating}$
Reverse Current	I_{RRM}	—	30	100	μA	$R_{GK} = 1K, V_{RRM} = \text{Rating}$
Gate Trigger Voltage	V_{GT}	0.15	0.2	—	V	$R_{GS} = 100\Omega, V_D = 5V$
Holding Current	I_H	0.2	0.4	1.5	mA	$R_{GK} = 1K$

Note: Blocking voltage ratings apply over the full operating temperature range, provided the gate is connected to the cathode through a resistor, 1000 ohms or smaller, or other adequate bias is used.

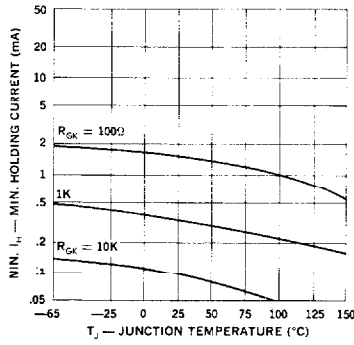
8



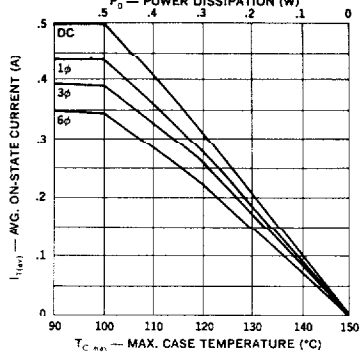
Max. Holding Current



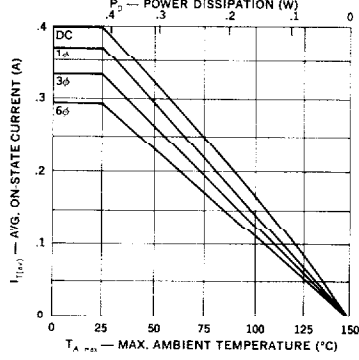
Min. Holding Current



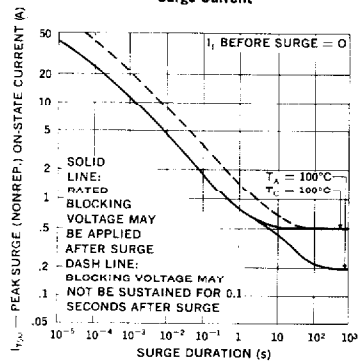
Avg. Current vs. Case Temperature



Avg. Current vs. Ambient Temperature



Surge Current



This datasheet has been downloaded from:

www.DatasheetCatalog.com

Datasheets for electronic components.



LittleDiode supplies new, hard to find or obsolete electronic components and semiconductors all over the world.

With over two million different components listed you are sure to find the part you need.

Feel free to visit us today at our online store:

LittleDiode.com

Looking forward to providing you with the best possible service.