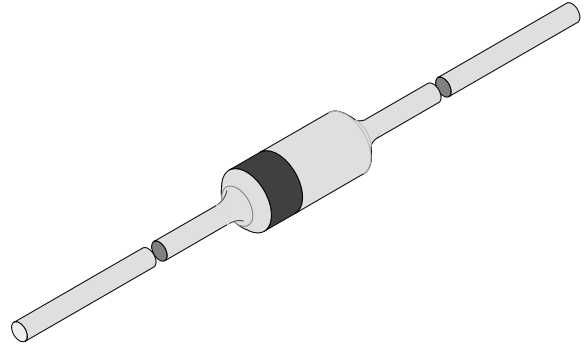


Switching Diode

Features

- Silicon Epitaxial Planar Diodes



Applications

General purposes

94 9367

Order Instruction

Type	Type Differentiation	Ordering Code	Remarks
BAV17	$V_{RRM} = 25 \text{ V}$	BAV17-TAP	Ammopack
		BAV17-TR	Tape and Reel
BAV18	$V_{RRM} = 60 \text{ V}$	BAV18-TAP	Ammopack
		BAV18-TR	Tape and Reel
BAV19	$V_{RRM} = 120 \text{ V}$	BAV19-TAP	Ammopack
		BAV19-TR	Tape and Reel
BAV20	$V_{RRM} = 200 \text{ V}$	BAV20-TAP	Ammopack
		BAV20-TR	Tape and Reel
BAV21	$V_{RRM} = 250 \text{ V}$	BAV21-TAP	Ammopack
		BAV21-TR	Tape and Reel

Absolute Maximum Ratings

$T_j = 25^\circ\text{C}$

Parameter	Test Conditions	Type	Symbol	Value	Unit
Peak reverse voltage		BAV17	V_{RRM}	25	V
		BAV18		60	V
		BAV19		120	V
		BAV20		200	V
		BAV21		250	V
Reverse voltage		BAV17	V_R	20	V
		BAV18		50	V
		BAV19		100	V
		BAV20		150	V
		BAV21		200	V
Forward current			I_F	250	mA
Peak forward surge current	$t_p=1\text{s}, T_j=25^\circ\text{C}$		I_{FSM}	1	A
Forward peak current	$f=50\text{Hz}$		I_{FM}	625	mA
Junction temperature			T_j	175	$^\circ\text{C}$
Storage temperature range			T_{stg}	-65...+175	$^\circ\text{C}$

Maximum Thermal Resistance

$T_j = 25^\circ\text{C}$

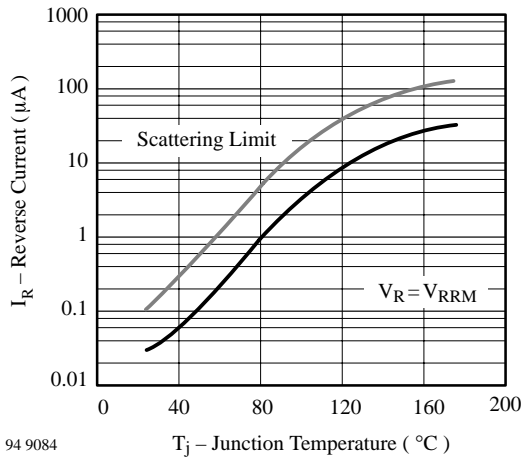
Parameter	Test Conditions	Symbol	Value	Unit
Junction ambient	$l=4\text{ mm}, T_L=\text{constant}$	R_{thJA}	350	K/W

Electrical Characteristics

$T_j = 25^\circ\text{C}$

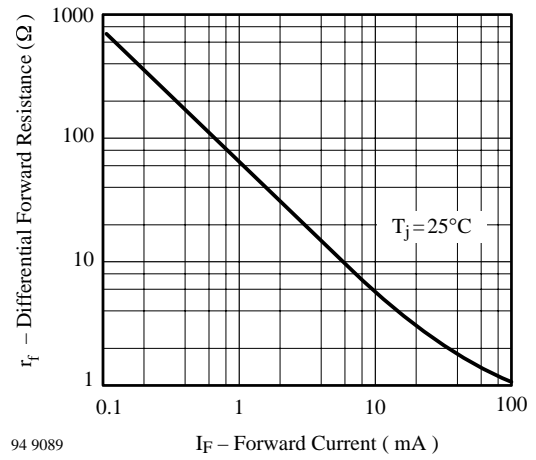
Parameter	Test Conditions	Type	Symbol	Min	Typ	Max	Unit
Forward voltage	$I_F=100\text{mA}$		V_F			1	V
Reverse current	$V_R=20\text{ V}$	BAV17	I_R			100	nA
	$V_R=50\text{ V}$	BAV18	I_R			100	nA
	$V_R=100\text{ V}$	BAV19	I_R			100	nA
	$V_R=150\text{ V}$	BAV20	I_R			100	nA
	$V_R=200\text{ V}$	BAV21	I_R			100	nA
	$T_j=100^\circ\text{C}, V_R=20\text{ V}$	BAV17	I_R			15	μA
	$T_j=100^\circ\text{C}, V_R=50\text{ V}$	BAV18	I_R			15	μA
	$T_j=100^\circ\text{C}, V_R=100\text{ V}$	BAV19	I_R			15	μA
	$T_j=100^\circ\text{C}, V_R=150\text{ V}$	BAV20	I_R			15	μA
	$T_j=100^\circ\text{C}, V_R=200\text{ V}$	BAV21	I_R			15	μA
Breakdown voltage	$I_R=100\mu\text{A}, t_p/T=0.01, t_p=0.3\text{ms}$	BAV17	$V_{(BR)}$	25			V
		BAV18	$V_{(BR)}$	60			V
		BAV19	$V_{(BR)}$	120			V
		BAV20	$V_{(BR)}$	200			V
		BAV21	$V_{(BR)}$	250			V
Diode capacitance	$V_R=0, f=1\text{MHz}$		C_D		1.5		pF
Differential forward resistance	$I_F=10\text{mA}$		r_f		5		Ω
Reverse recovery time	$I_F=I_R=30\text{mA}, i_R=3\text{mA}, R_L=100\Omega$		t_{rr}			50	ns

Characteristics ($T_j = 25^\circ\text{C}$ unless otherwise specified)



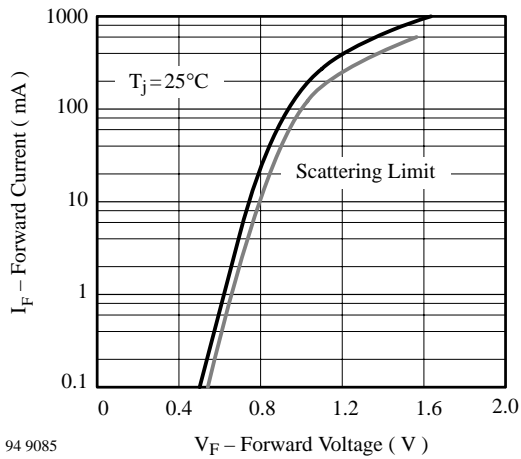
94 9084

Figure 1. Reverse Current vs. Junction Temperature



94 9089

Figure 3. Differential Forward Resistance vs. Forward Current



94 9085

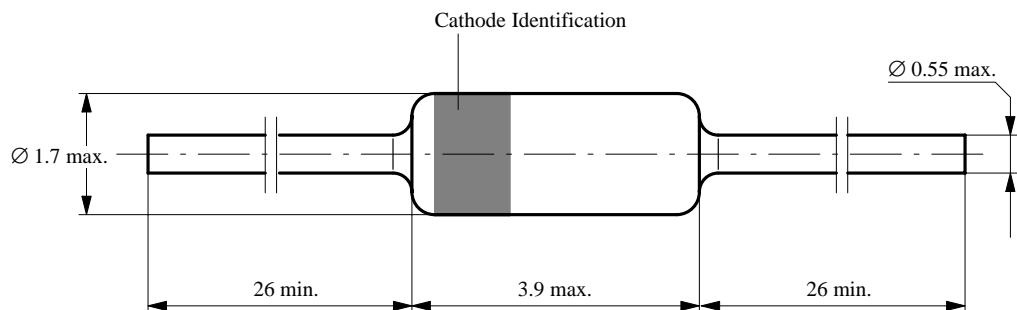
Figure 2. Forward Current vs. Forward Voltage

Dimensions in mm

technical drawings according to DIN specifications

94 9366

Standard Glass Case
54 A 2 DIN 41880
JEDEC DO 35
Weight max. 0.3g



Ozone Depleting Substances Policy Statement

It is the policy of **Vishay Semiconductor GmbH** to

1. Meet all present and future national and international statutory requirements.
2. Regularly and continuously improve the performance of our products, processes, distribution and operating systems with respect to their impact on the health and safety of our employees and the public, as well as their impact on the environment.

It is particular concern to control or eliminate releases of those substances into the atmosphere which are known as ozone depleting substances (ODSs).

The Montreal Protocol (1987) and its London Amendments (1990) intend to severely restrict the use of ODSs and forbid their use within the next ten years. Various national and international initiatives are pressing for an earlier ban on these substances.

Vishay Semiconductor GmbH has been able to use its policy of continuous improvements to eliminate the use of ODSs listed in the following documents.

1. Annex A, B and list of transitional substances of the Montreal Protocol and the London Amendments respectively
2. Class I and II ozone depleting substances in the Clean Air Act Amendments of 1990 by the Environmental Protection Agency (EPA) in the USA
3. Council Decision 88/540/EEC and 91/690/EEC Annex A, B and C (transitional substances) respectively.

Vishay Semiconductor GmbH can certify that our semiconductors are not manufactured with ozone depleting substances and do not contain such substances.

We reserve the right to make changes to improve technical design and may do so without further notice.

Parameters can vary in different applications. All operating parameters must be validated for each customer application by the customer. Should the buyer use Vishay Semiconductors products for any unintended or unauthorized application, the buyer shall indemnify Vishay-Semiconductors against all claims, costs, damages, and expenses, arising out of, directly or indirectly, any claim of personal damage, injury or death associated with such unintended or unauthorized use.

Vishay Semiconductor GmbH, P.O.B. 3535, D-74025 Heilbronn, Germany
Telephone: 49 (0)7131 67 2831, Fax number: 49 (0)7131 67 2423



LittleDiode supplies new, hard to find or obsolete electronic components and semiconductors all over the world.

With over two million different components listed you are sure to find the part you need.

Feel free to visit us today at our online store:

LittleDiode.com

Looking forward to providing you with the best possible service.