

THYRISTORS

5P4J, 5P6J

5 A SMALL MOLD THYRISTOR

DESCRIPTION

The 5P4J and 5P6J are P gate all diffused mold type Thyristor granted 5 Amps On-state Average Current ($T_c = 95^\circ\text{C}$), with rated voltages up to 600 volts.

FEATURES

- Small and Surface mount package.
- 65 A surge current.
- High Voltage. : $V_{DRM}, V_{RRM} = 400\text{ V}$ (5P4J)
 $V_{DRM}, V_{RRM} = 600\text{ V}$ (5P6J)

APPLICATIONS

- Motor speed control for household appliance.
- Temperature control for heater and constant temperature box.
- Constant voltage power source and battery charger.
- Automotive application such as regulator.
- Various solid state relay, etc.

MAXIMUM RATINGS

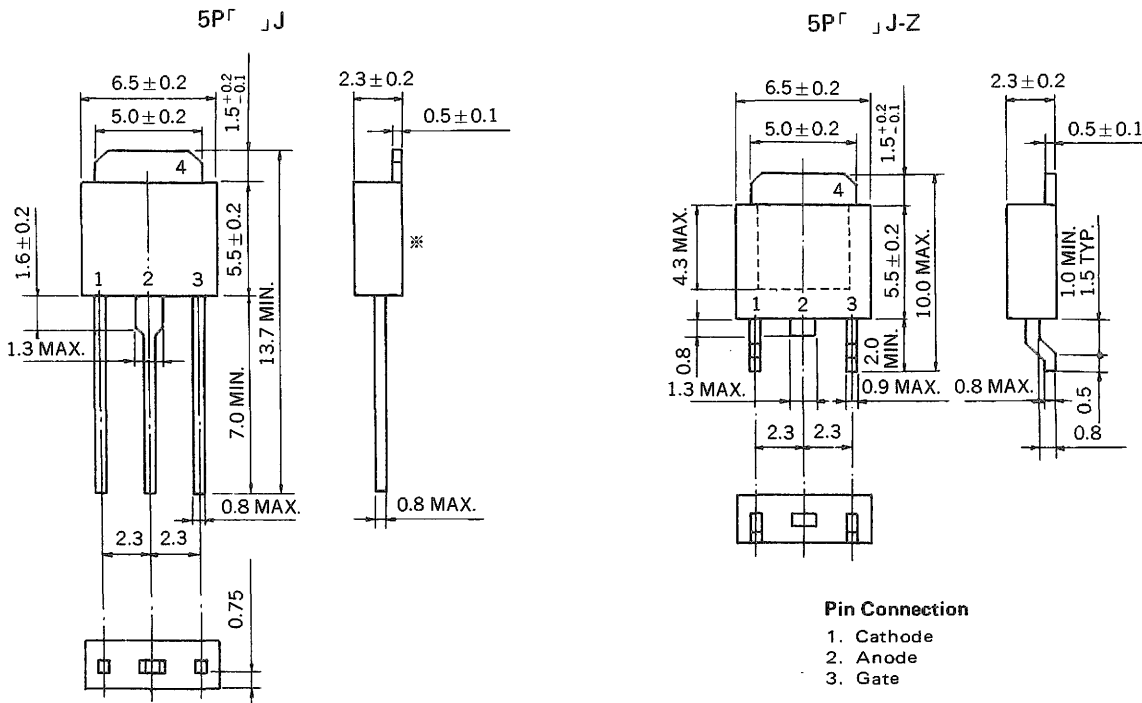
CHARACTERISTIC	SYMBOL	5P4J	5P6J	UNIT	NOTE
Non-Repetitive Peak Reverse Voltage	V_{RSM}	500	700	V	$R_{GK} = 1\text{ k}\Omega$
Non-Repetitive Peak Off-State Voltage	V_{DSM}	500	700	V	$R_{GK} = 1\text{ k}\Omega$
Repetitive Peak Reverse Voltage	V_{RRM}	400	600	V	$R_{GK} = 1\text{ k}\Omega$
Repetitive Peak Off-State Voltage	V_{DRM}	400	600	V	$R_{GK} = 1\text{ k}\Omega$
Average On-State Current	$I_{T(AV)}$	5 ($T_c = 95^\circ\text{C}, \theta = 180^\circ$ Single phase half wave)		A	See Fig. 11
Surge On-State Current	I_{TSM}	65 ($f = 50\text{ Hz}, \text{ONE cycle}$)		A	See Fig. 2
Fusing Current	$\int i_T^2 dt$	20 ($1\text{ ms} \leq t \leq 10\text{ ms}$)		A^2s	
Peak Gate Power Dissipation	P_{GM}	2 ($f \geq 50\text{ Hz}, \text{Duty} \leq 10\%$)		W	See Fig. 3
Average Gate Power Dissipation	$P_{G(AV)}$	0.2		W	
Peak Gate Forward Current	I_{FGM}	1 ($f \geq 50\text{ Hz}, \text{Duty} \leq 10\%$)		A	
Peak Gate Reverse Voltage	V_{RGM}	6		V	
Junction Temperature	T_j	-40 to +125		$^\circ\text{C}$	
Storage Temperature	T_{stg}	-55 to +150		$^\circ\text{C}$	

ELECTRICAL CHARACTERISTICS ($T_j = 25^\circ\text{C}$, $R_{GK} = 1\text{ k}\Omega$)

CHARACTERISTIC	SYMBOL	CONDITION	MIN.	TYP.	MAX.	UNIT	NOTE
Repetitive Peak Reverse Current	I_{RRM}	$V_{RM} = V_{RRM}$, $T_j = 125^\circ\text{C}$	-	-	2	mA	
Repetitive Peak Off-State Current	I_{DRM}	$V_{DM} = V_{DRM}$, $T_j = 125^\circ\text{C}$	-	-	2	mA	
On-State Voltage	V_{TM}	$I_{TM} = 10\text{ A}$	-	-	1.6	V	See Fig. 1
Gate-Trigger Current	I_{GT}	$V_{DM} = 6\text{ V}$, $R_L = 100\ \Omega$	-	-	200	μA	See Fig. 4
Gate-Trigger Voltage	V_{GT}	$V_{DM} = 6\text{ V}$, $R_L = 100\ \Omega$	-	-	0.8	V	
Gate Non-Trigger Voltage	V_{GD}	$V_{DM} = \frac{1}{2} V_{DRM}$, $T_j = 125^\circ\text{C}$	0.2	-	-	V	
Critical Rate of Rise of Off-State Voltage	dv/dt	$V_{DM} = \frac{2}{3} V_{DRM}$, $T_j = 125^\circ\text{C}$	-	3	-	$\text{V}/\mu\text{s}$	
Holding Current	I_H	$V_D = 24\text{ V}$	-	1	-	mA	
Circuit Commuted Turn-Off Time	t_q	$I_{TM} = 3\text{ A}$, $V_R \geq 25\text{ V}$	-	80	-	μs	
		$V_{DM} = \frac{2}{3} V_{DRM}$, $diR/dt = 15\text{ A}/\mu\text{s}$ $dv/dt = 3\text{ V}/\mu\text{s}$, $T_j = 125^\circ\text{C}$					
Thermal Resistance	$R_{th(j-c)}$	Junction to case	-	-	3	$^\circ\text{C}/\text{W}$	See Fig. 13
	$R_{th(j-a)}^*$	Junction to Ambient	-	-	60	$^\circ\text{C}/\text{W}$	

* Mounted on ceramic substrate of $7.5\text{ cm}^2 \times 0.7\text{ mm}$

PACKAGE DIMENSIONS (Unit : mm)



CHARACTERISTICS ($T_j = 25^\circ\text{C}$)

Fig. 1 $i_T - V_T$ CHARACTERISTICS

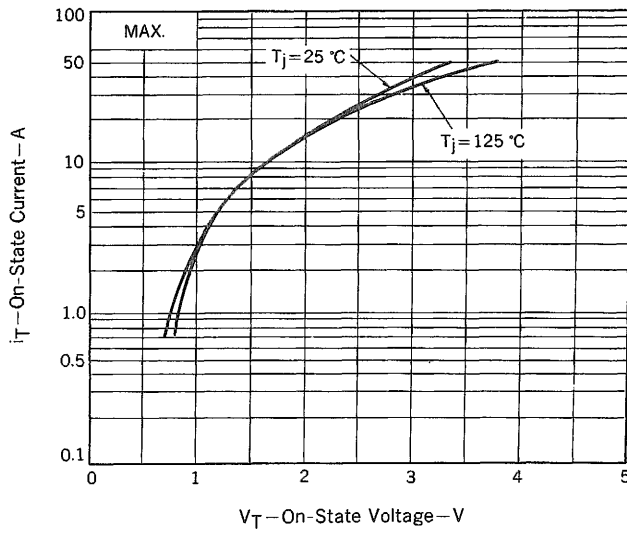


Fig. 2 I_{TSM} RATING

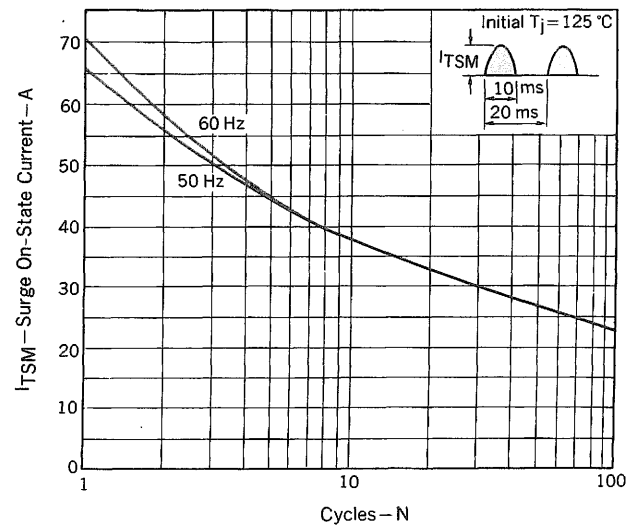


Fig. 3 $V_G - I_G$ RATING

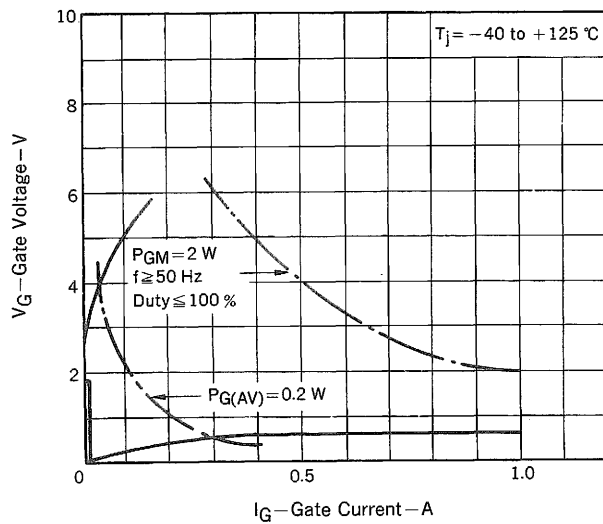


Fig. 4 $V_{GT} - I_{GT}$ CHARACTERISTIC

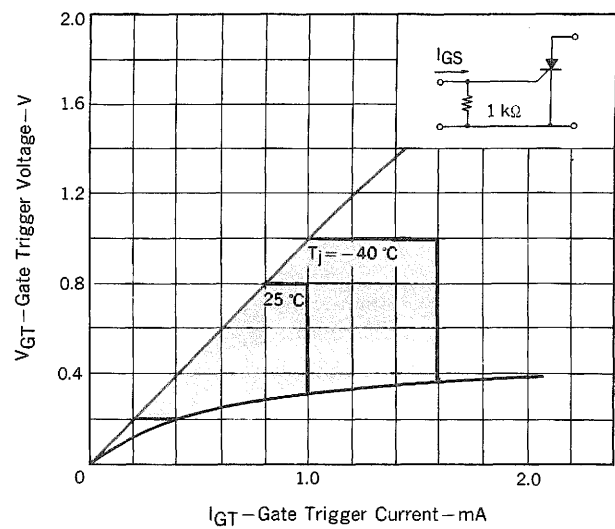


Fig. 5 $I_{GT} - T_a$ TYPICAL DISTRIBUTION

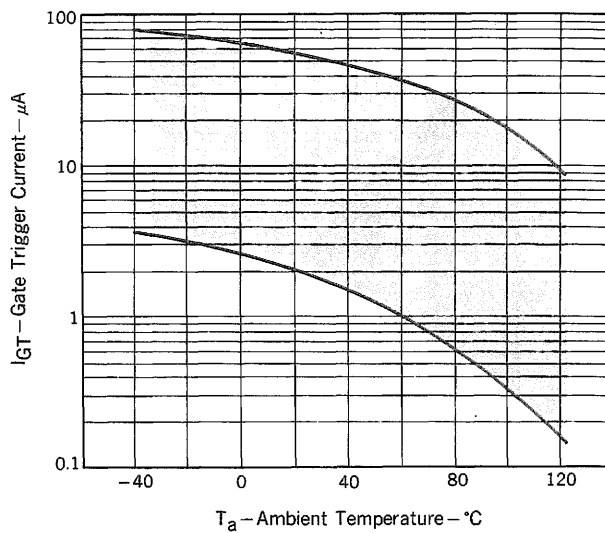


Fig. 6 $V_{GT} - T_a$ TYPICAL DISTRIBUTION

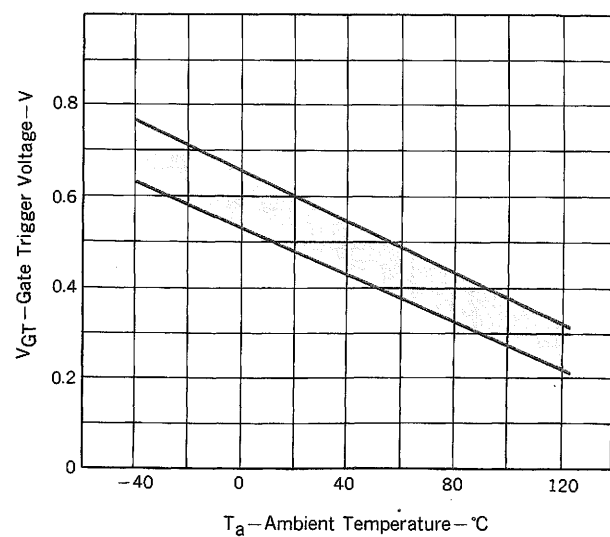


Fig. 7 $I_{GT} - \tau$ TYPICAL DISTRIBUTION

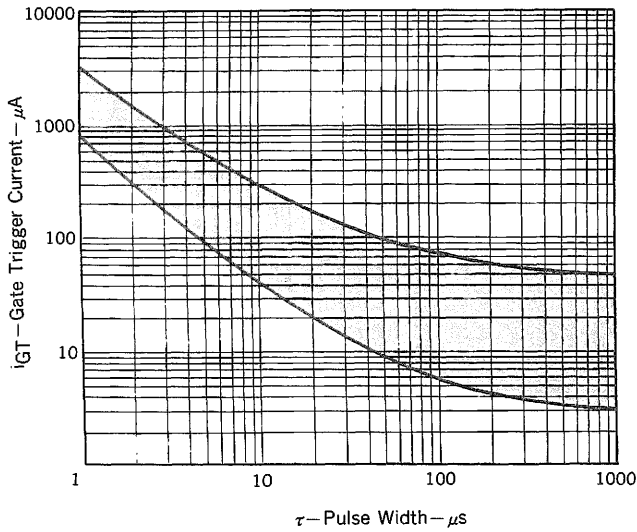


Fig. 8 $V_{GT} - \tau$ TYPICAL DISTRIBUTION

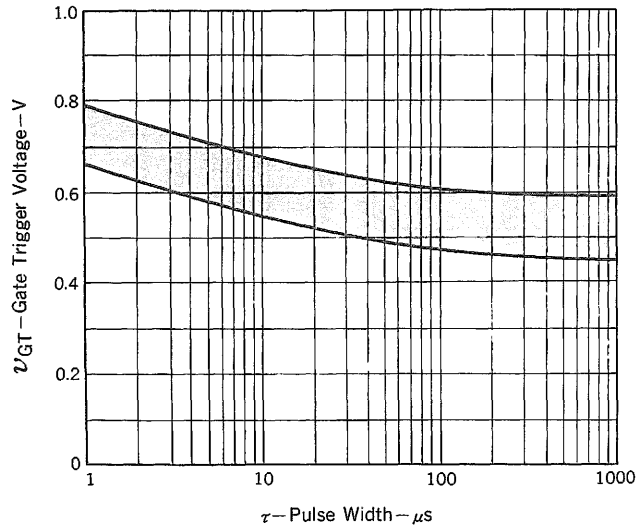


Fig. 9 $I_H - T_a$ TYPICAL DISTRIBUTION

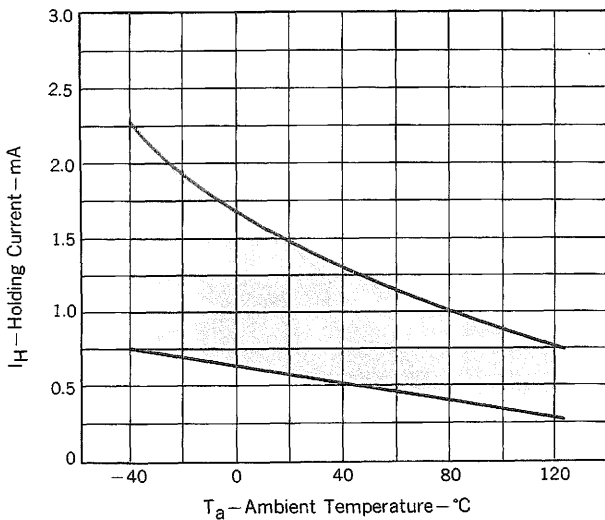


Fig. 10 $P_T(AV) - I_T(AV)$ CHARACTERISTIC

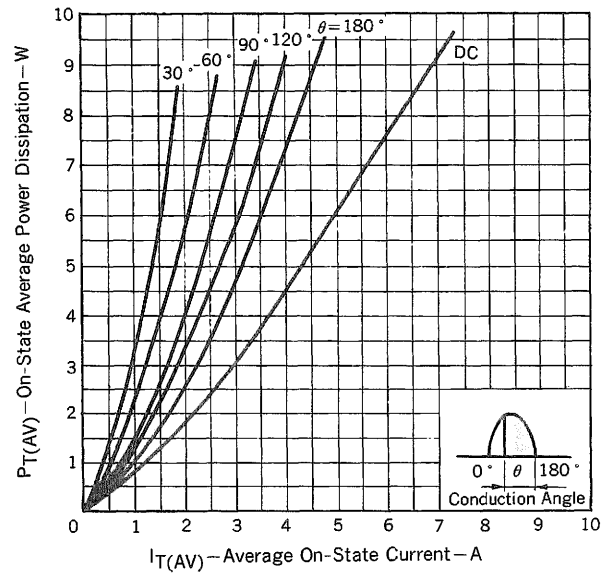


Fig. 11 $T_c - I_T(AV)$ RATING

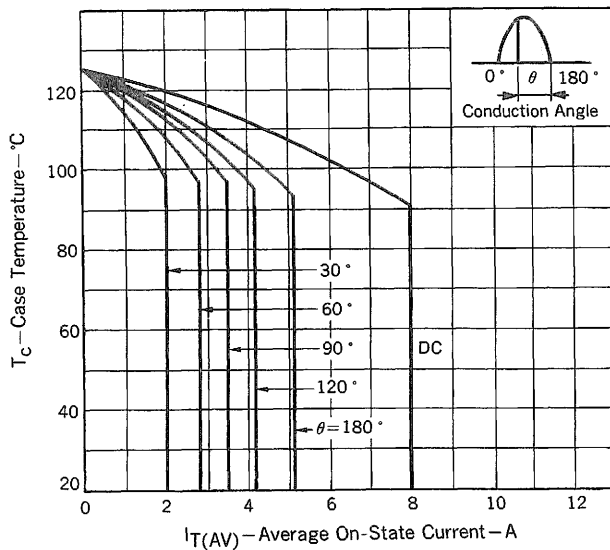


Fig. 12 $T_a - I_T(AV)$ RATING

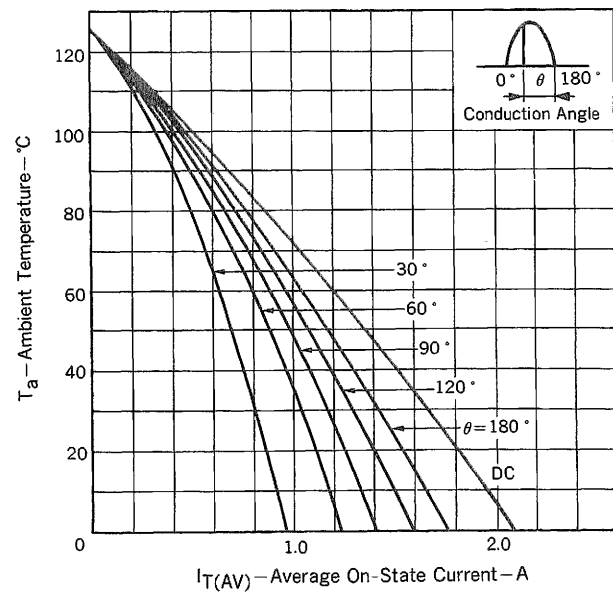
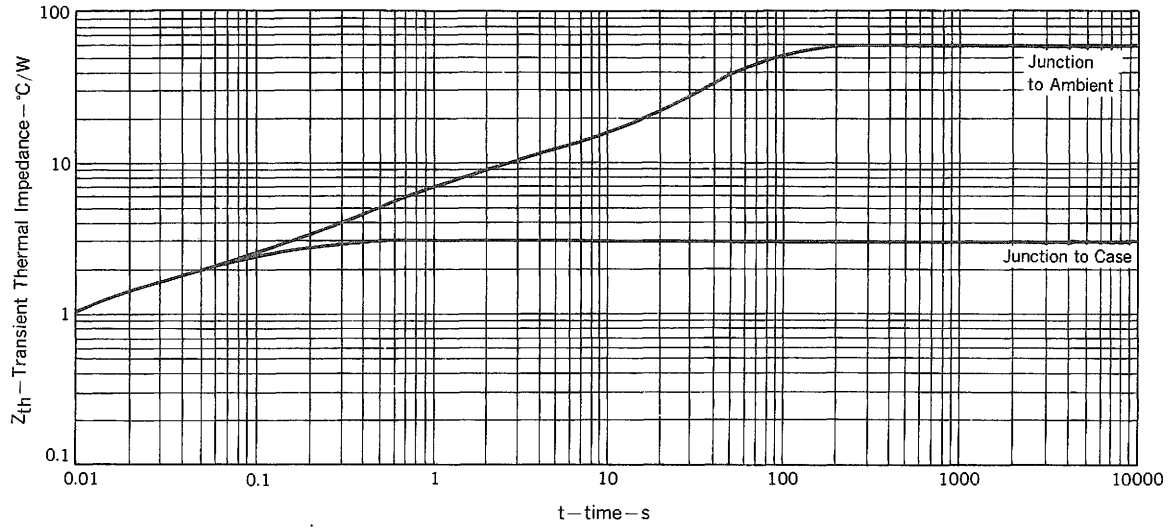


Fig. 13 Z_{th} CHARACTERISTIC





LittleDiode supplies new, hard to find or obsolete electronic components and semiconductors all over the world.

With over two million different components listed you are sure to find the part you need.

Feel free to visit us today at our online store:

LittleDiode.com

Looking forward to providing you with the best possible service.