

2SK2902-01MR

FUJI POWER MOS-FET

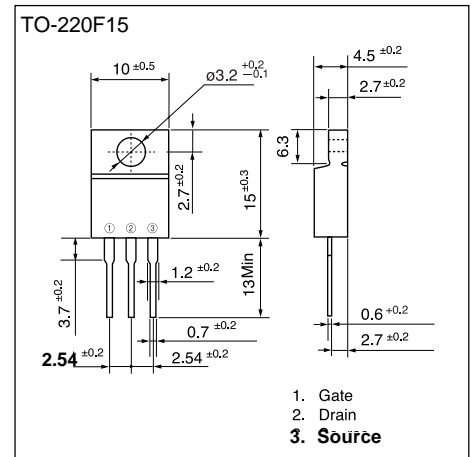
N-CHANNEL SILICON POWER MOS-FET

Features

- High speed switching
- Low on-resistance
- No secondary breakdown
- Low driving power
- Avalanche-proof

Applications

- Switching regulators
- UPS (Uninterruptible Power Supply)
- DC-DC converters



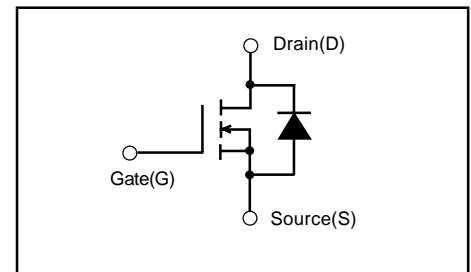
Maximum ratings and characteristic Absolute maximum ratings

(T_c=25°C unless otherwise specified)

Item	Symbol	Rating	Unit
Drain-source voltage	V _{DS}	60	V
Continuous drain current	I _D	±45	A
Pulsed drain current	I _{D(puls)}	±180	A
Gate-source voltage	V _{GS}	±30	V
Maximum Avalanche Energy	E _{AV*1}	461.9	mJ
Max. power dissipation	P _D	40	W
Operating and storage temperature range	T _{ch} T _{stg}	+150 -55 to +150	°C

*1 L=0.304mH, V_{CC}=24V

Equivalent circuit schematic



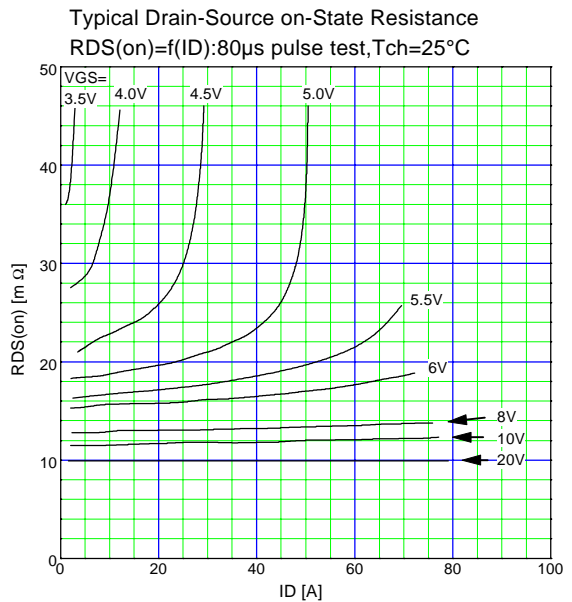
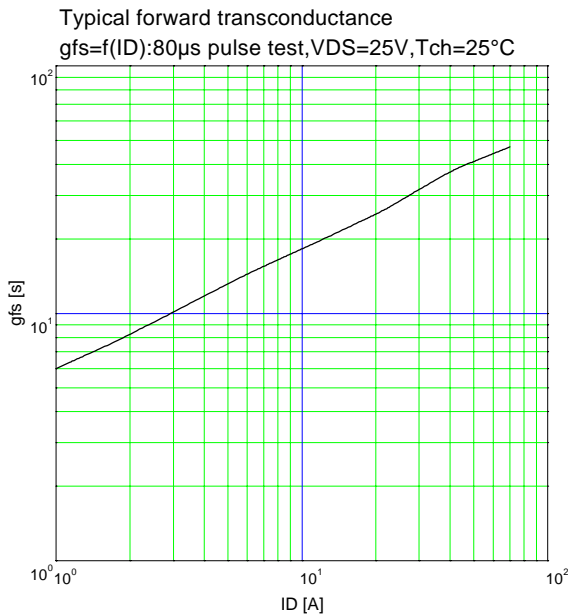
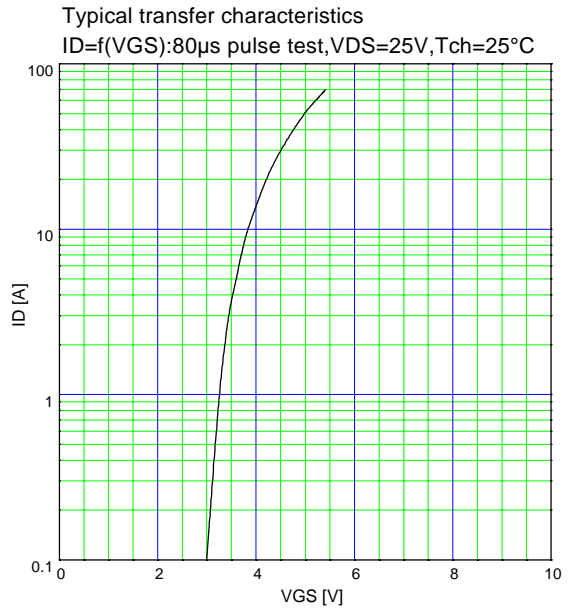
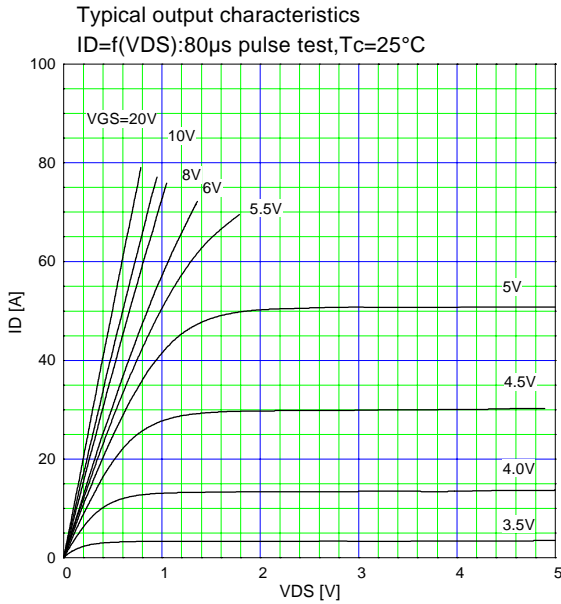
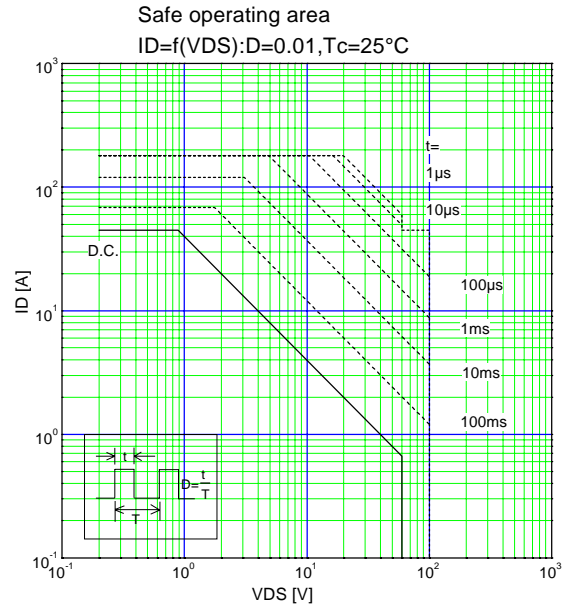
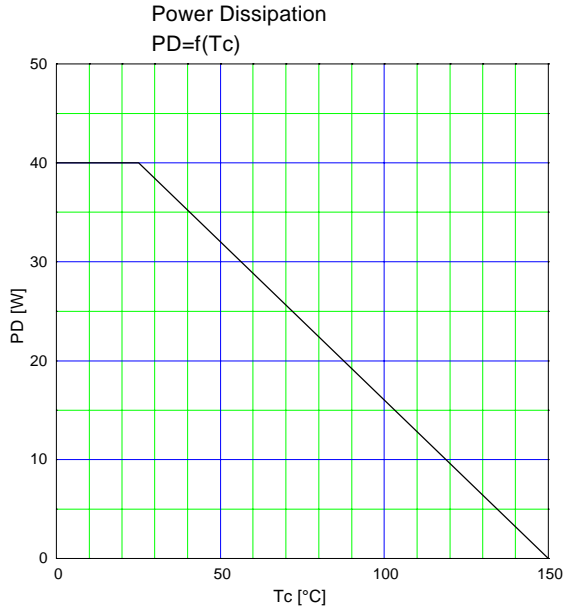
Electrical characteristics (T_c = 25°C unless otherwise specified)

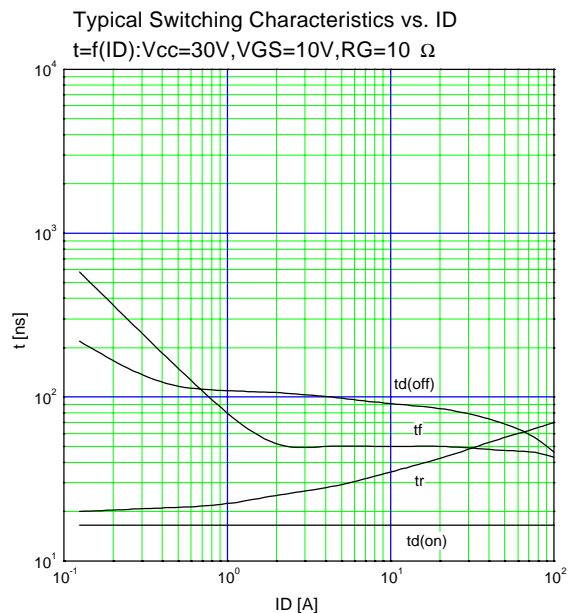
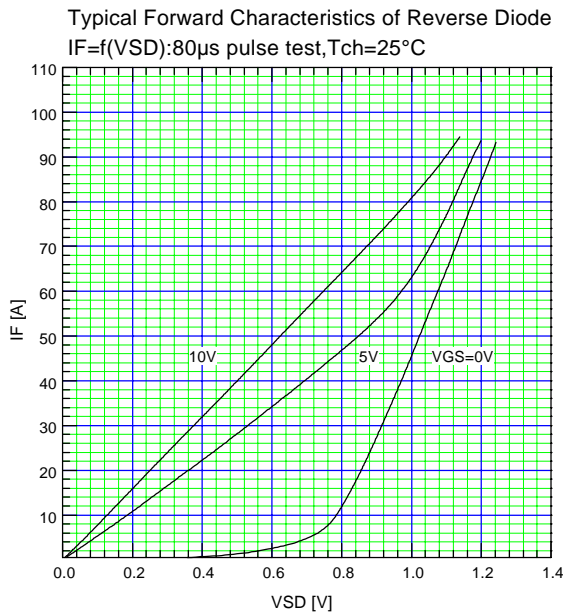
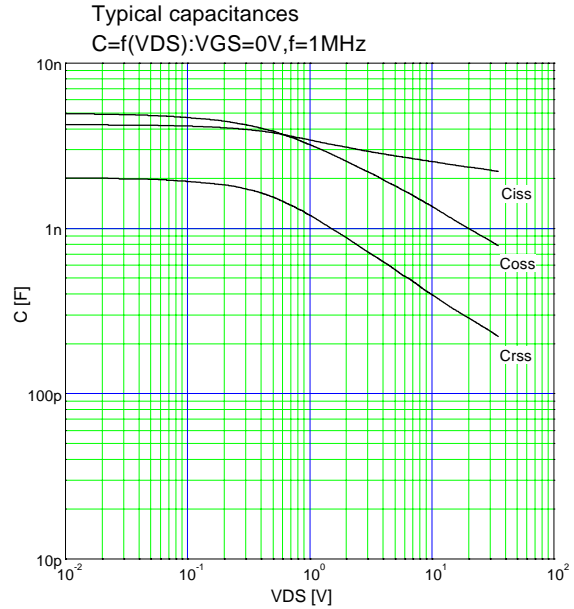
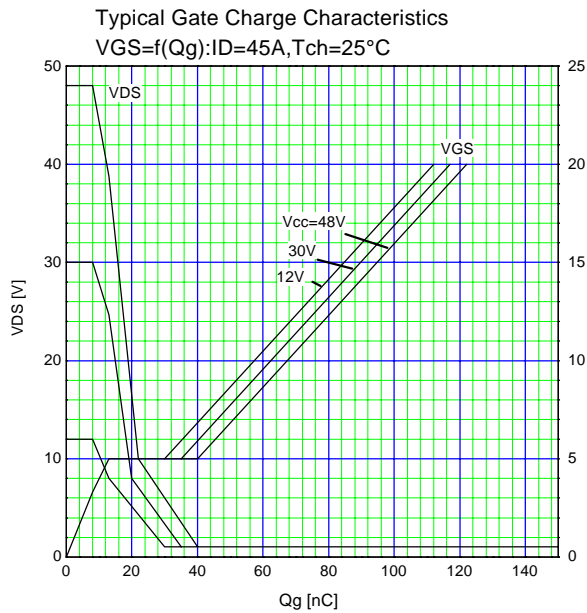
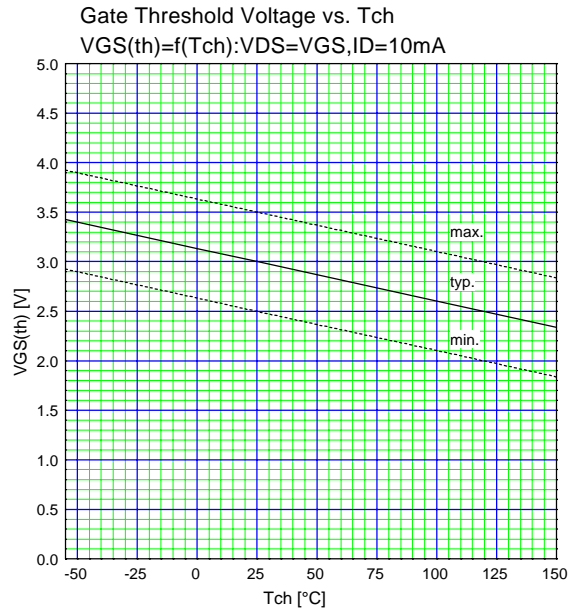
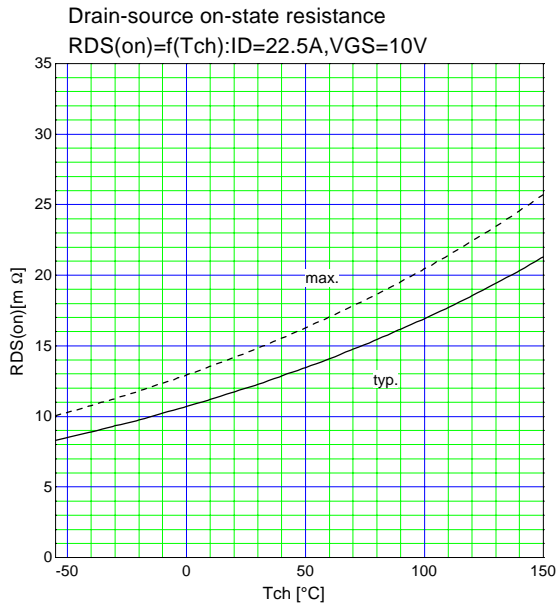
Item	Symbol	Test Conditions	Min.	Typ.	Max.	Units	
Drain-source breakdown voltage	BV _{DSS}	I _D =1mA V _{GS} =0V	60			V	
Gate threshold voltage	V _{GS(th)}	I _D =10mA V _{DS} =V _{GS}	2.5	3.0	3.5	V	
Zero gate voltage drain current	I _{DSS}	V _{DS} =60V V _{GS} =0V	T _{ch} =25°C		10	500	μA
			T _{ch} =125°C		0.2	1.0	mA
Gate-source leakage current	I _{GSS}	V _{GS} =±30V V _{DS} =0V		10	100	nA	
Drain-source on-state resistance	R _{DS(on)}	I _D =22.5A V _{GS} =10V		12.0	14.5	mΩ	
Forward transconductance	g _{fs}	I _D =22.5A V _{DS} =25V	10.0	25.0		S	
Input capacitance	C _{iss}	V _{DS} =25V		2300	3450	pF	
Output capacitance	C _{oss}	V _{GS} =0V		910	1370	pF	
Reverse transfer capacitance	C _{rss}	f=1MHz		260	390	pF	
Turn-on time t _{on}	td(on)	V _{CC} =30V I _D =45A V _{GS} =10V		18	30	ns	
	t _r			55	80		
	td(off)		R _{GS} =10Ω		70		120
Turn-off time t _{off}	t _f			48	80		
Avalanche capability	I _{AV}	L=100μH T _{ch} =25°C	45			A	
Diode forward on-voltage	V _{SD}	I _F =45A V _{GS} =0V T _{ch} =25°C		1.0	1.5	V	
Reverse recovery time	t _{rr}	I _F =45A V _{GS} =0V		60		ns	
Reverse recovery charge	Q _{rr}	-di/dt=100A/μs T _{ch} =25°C		0.11		μC	

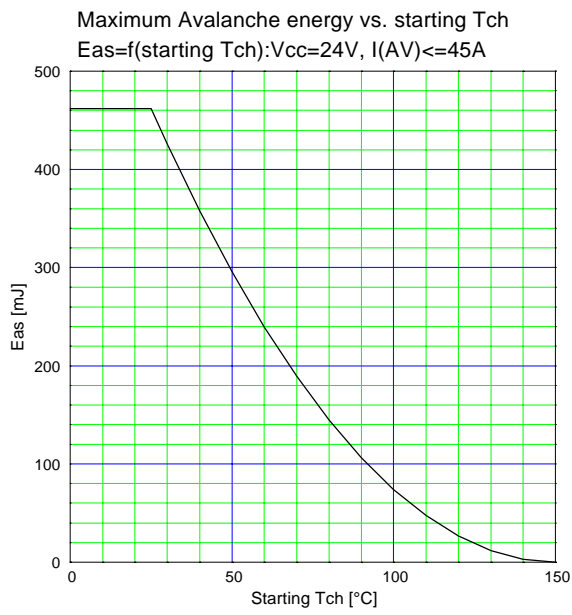
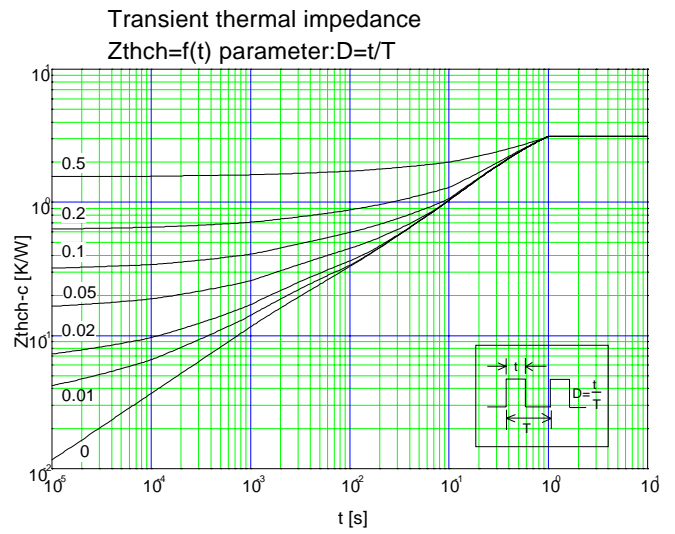
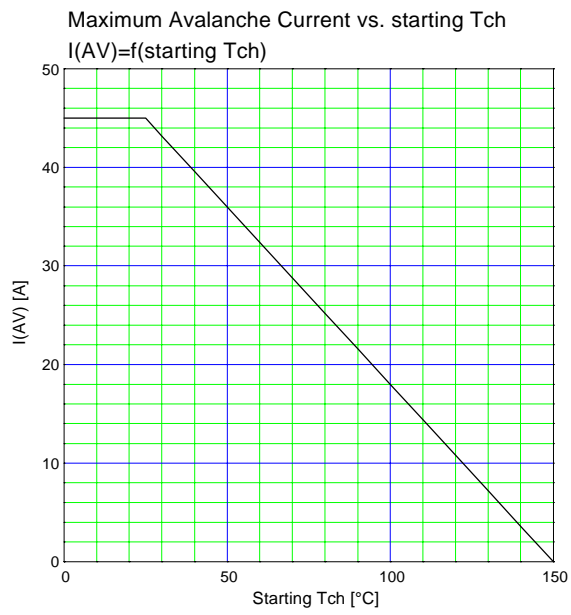
Thermal characteristics

Item	Symbol	Test Conditions	Min.	Typ.	Max.	Units
Thermal resistance	R _{th(ch-c)}	channel to case			3.125	°C/W
	R _{th(ch-a)}	channel to ambient			62.5	°C/W

Characteristics







This datasheet has been downloaded from:

www.DatasheetCatalog.com

Datasheets for electronic components.



LittleDiode supplies new, hard to find or obsolete electronic components and semiconductors all over the world.

With over two million different components listed you are sure to find the part you need.

Feel free to visit us today at our online store:

LittleDiode.com

Looking forward to providing you with the best possible service.