

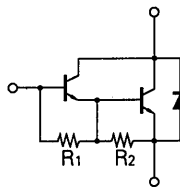
NPN SILICON EPITAXIAL TRANSISTOR
MP-3

DESCRIPTION

2SD1164-Z is designed for Low Frequency Amplifier and Switching, especially in Hybrid Integrated Circuits.

FEATURES

- High $h_{FE} = 2\ 000$ to $30\ 000$



$R_1 \approx 10\ k\Omega$
 $R_2 \approx 500\ k\Omega$

QUALITY GRADE

Standard

Please refer to "Quality grade on NEC Semiconductor Devices" (Document number IEI-1209) published by NEC Corporation to know the specification of quality grade on the devices and its recommended applications.

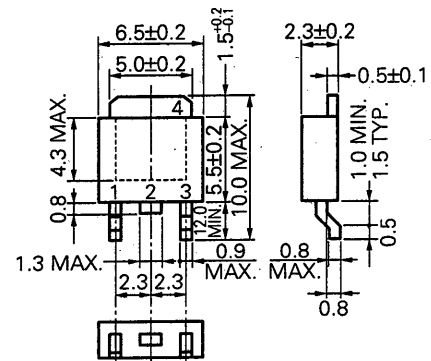
ABSOLUTE MAXIMUM RATINGS ($T_a = 25\ ^\circ C$)

Collector to Base Voltage	V_{CBO}	150	V
Collector to Emitter Voltage	V_{CEO}	60	V
Emitter to Base Voltage	V_{EBO}	8.0	V
Collector Current (DC)	I_C	2	A
Collector Current (Pulse)*	I_C	4	A
Total Power Dissipation ($T_a = 25\ ^\circ C$)**	P_T	2.0	W
Junction Temperature	T_j	150	$^\circ C$
Storage Temperature	T_{stg}	-55 to +150	$^\circ C$

* $PW \leq 10\ ms$, Duty Cycle $\leq 50\ \%$

**When mounted on ceramic substrate of $7.5\ cm^2 \times 0.7\ mm$

PACKAGE DIMENSIONS
(in millimeters)



1. Base
2. Collector
3. Emitter
4. Collector

ELECTRICAL CHARACTERISTICS (T_a = 25 °C)

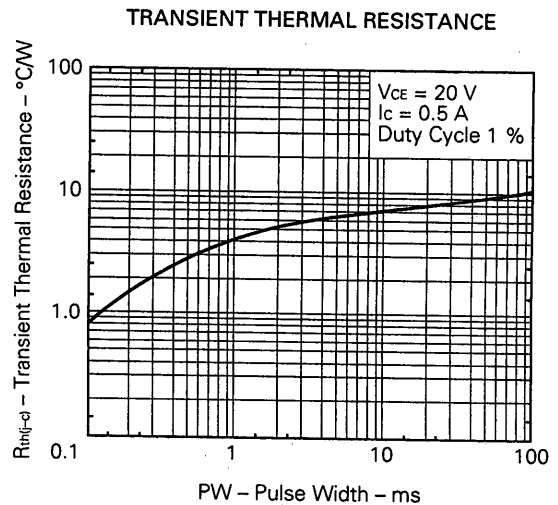
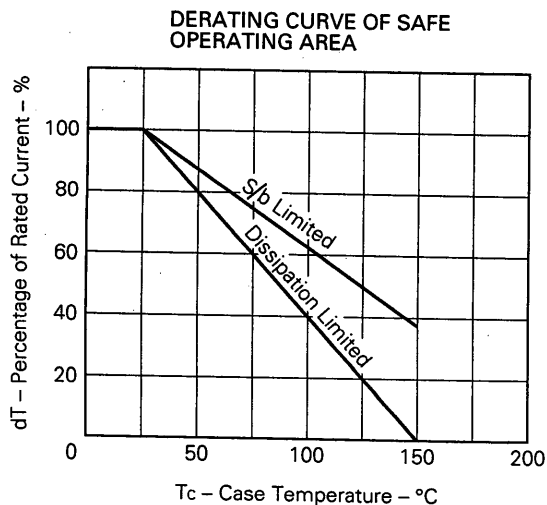
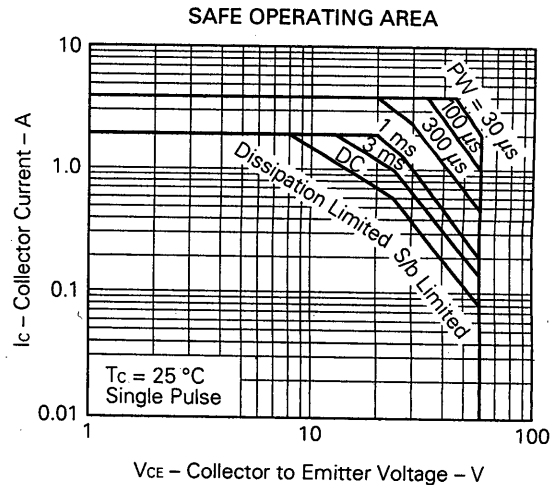
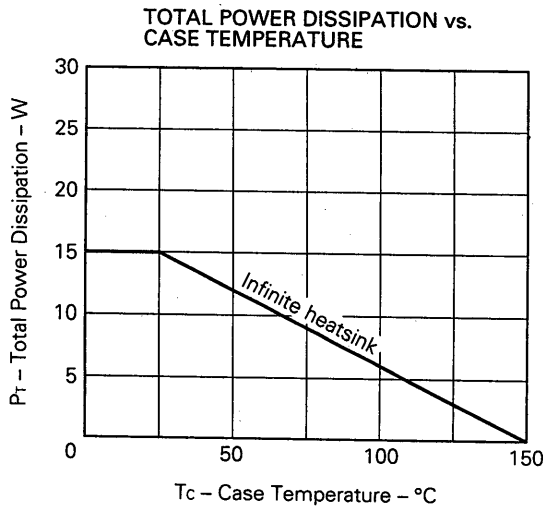
CHARACTERISTIC	SYMBOL	MIN.	TYP.	MAX.	UNIT	TEST CONDITIONS
Collector Cutoff Current	I _{cBO}			10	μA	V _{CE} = 60 V, I _E = 0
Emitter Cutoff Current	I _{EBO}			1.0	mA	V _{EB} = 5.0 V, I _C = 0
DC Current Gain	h _{FE1} *	1 000				V _{CE} = 2.0 V, I _C = 0.5 A
DC Current Gain	h _{FE2} *	2 000		30 000		V _{CE} = 2.0 V, I _C = 1.0 A
Collector Saturation Voltage	V _{CE(sat)} *			1.5	V	I _C = 1.0 A, I _B = 1.0 mA
Base Saturation Voltage	V _{BE(sat)} *			2.0	V	I _C = 1.0 A, I _B = 1.0 mA
Turn-on Time	t _{on}		0.5		μs	I _C = 1.0 A, I _{B1} = -I _{B2} = 1.0 mA V _{CC} ≅ 50 V, R _L = 50 Ω
Storage Time	t _{stg}		1.0		μs	
Fall Time	t _f		1.0		μs	

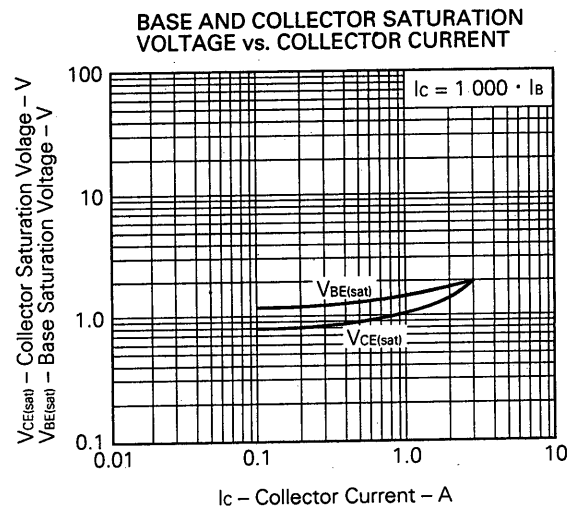
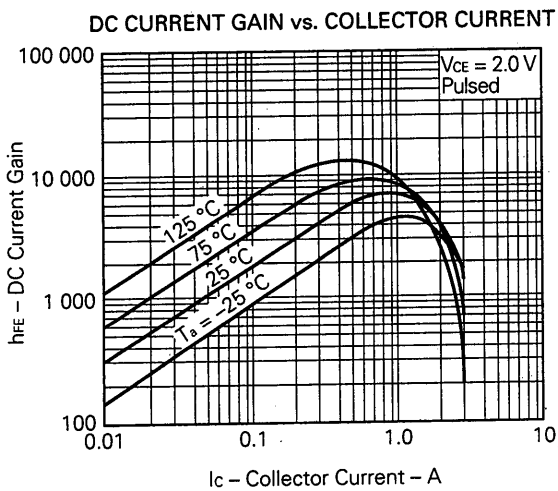
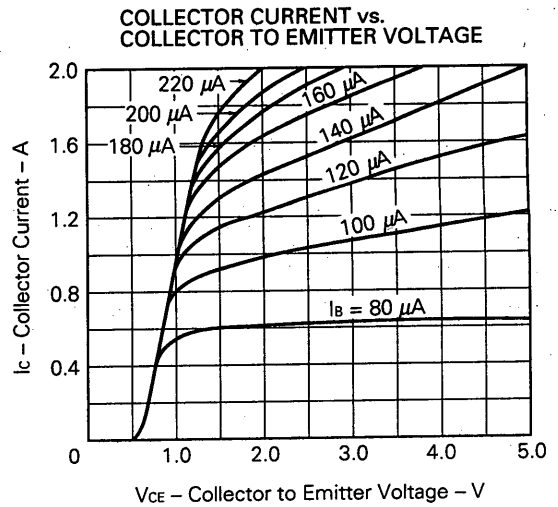
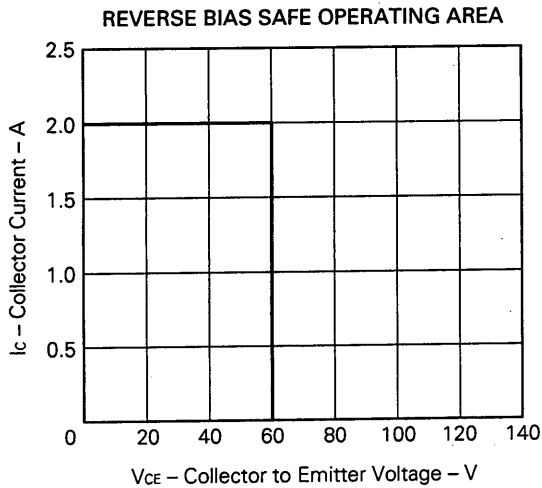
*Pulsed: PW ≤ 350 μs, Duty Cycle ≤ 2 %

h_{FE} Classification

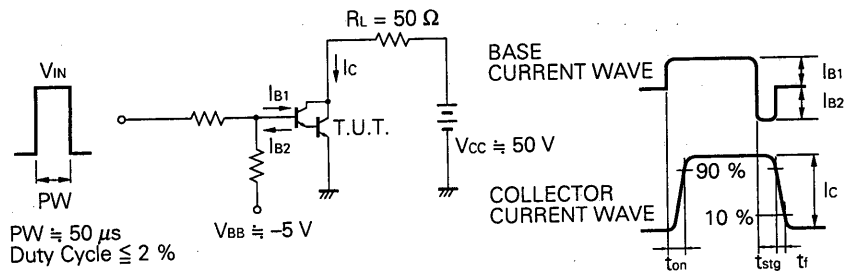
MARKING	M	L	K
h _{FE2}	2 000 to 5 000	4 000 to 10 000	8 000 to 30 000

TYPICAL CHARACTERISTICS (T_a = 25 °C)





SWITCHING TIME (t_{on} , t_{stg} , t_f) TEST CIRCUIT



Reference

Application note name	No.
Quality control of NEC semiconductors devices.	TEI-1202
Quality control guide of semiconductors devices.	MEI-1202
Assembly manual of semiconductors devices.	IEI-1207
Design of Push-Pull Type Switching Regulators (Basic)	TEB-1002
Design of Push-Pull Type Switching Regulators (Applications)	TEB-1003
Optimum Base Drive Conditions of Switching Power Transistors	TEB-1014

No part of this document may be copied or reproduced in any form or by any means without the prior written consent of NEC Corporation. NEC Corporation assumes no responsibility for any errors which may appear in this document.

NEC Corporation does not assume any liability for infringement of patents, copyrights or other intellectual property rights of third parties by or arising from use of a device described herein or any other liability arising from use of such device. No license, either express, implied or otherwise, is granted under any patents, copyrights or other intellectual property rights of NEC Corporation or others.

The devices listed in this document are not suitable for use in aerospace equipment, submarine cables, nuclear reactor control systems and life support systems. If customers intend to use NEC devices for above applications or they intend to use "Standard" quality grade NEC devices for applications not intended by NEC, please contact our sales people in advance.

Application examples recommended by NEC Corporation.

Standard: Computer, Office equipment, Communication equipment, Test and Measurement equipment, Machine tools, Industrial robots, Audio and Visual equipment, Other consumer products, etc.

Special: Automotive and Transportation equipment, Traffic control systems, Antidisaster systems, Anticrime systems, etc.



LittleDiode supplies new, hard to find or obsolete electronic components and semiconductors all over the world.

With over two million different components listed you are sure to find the part you need.

Feel free to visit us today at our online store:

LittleDiode.com

Looking forward to providing you with the best possible service.