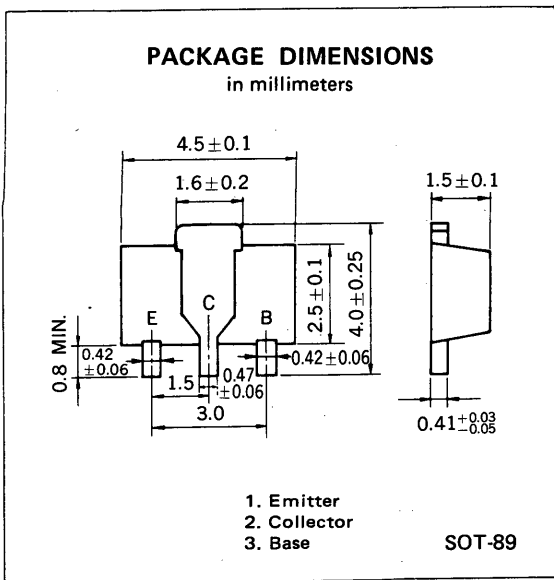


SILICON TRANSISTORS
2SD1006, 2SD1007

NPN SILICON EPITAXIAL TRANSISTOR
POWER MINI MOLD

DESCRIPTION

The 2SD1006 and 2SD1007 are designed for audio frequency power amplifier application, especially in Hybrid Integrated Circuits.



FEATURES

- World Standard Miniature Package : SOT-89
- High Collector to Emitter Voltage : $V_{CEO} > 120$ V (2SD1007)
: $V_{CEO} > 100$ V (2SD1006)
- Complement to PNP type 2SB805 and 2SB806 respectively.

ABSOLUTE MAXIMUM RATINGS

Maximum Voltages and Currents ($T_a = 25^\circ\text{C}$)	2SD1006	2SD1007	
Collector to Base Voltage	V_{CBO} 100	120	V
Collector to Emitter Voltage	V_{CEO} 100	120	V
Emitter to Base Voltage	V_{EBO} 5.0		V
Collector Current (DC)	I_C 0.7		A
Collector Current (Pulse)*	I_C 1.2		A
Maximum Power Dissipation			
Total Power Dissipation at 25°C Ambient Temperature**	P_T 2.0		W
Maximum Temperatures			
Junction Temperature	T_j 150		$^\circ\text{C}$
Storage Temperature Range	T_{stg} -55 to +150		$^\circ\text{C}$

*PW \leq 10 ms, duty cycle \leq 50 %

**When mounted on ceramic substrate of 16 cm² x 0.7 mm

ELECTRICAL CHARACTERISTICS ($T_a = 25^\circ\text{C}$)

CHARACTERISTIC	SYMBOL	MIN.	TYP.	MAX.	UNIT	TEST CONDITIONS	
						2SD1006	2SD1007
Collector Cutoff Current	I_{CBO}			100	nA	2SD1006	$V_{CB}=100$ V, $I_E=0$
				100	nA	2SD1007	$V_{CB}=120$ V, $I_E=0$
Emitter Cutoff Current	I_{EBO}			100	nA	$V_{EB}=5.0$ V, $I_C=0$	
DC Current Gain	h_{FE1}	45	200			$V_{CE}=1.0$ V, $I_C=5.0$ mA ***	
DC Current Gain	h_{FE2}	90	200	400		$V_{CE}=1.0$ V, $I_C=100$ mA ***	
Collector Saturation Voltage	$V_{CE(sat)}$		0.3	0.6	V	$I_C=500$ mA, $I_B=50$ mA ***	
Base Saturation Voltage	$V_{BE(sat)}$		0.9	1.5	V	$I_C=500$ mA, $I_B=50$ mA ***	
Base to Emitter Voltage	V_{BE}	550	620	650	mV	$V_{CE}=10$ V, $I_C=10$ mA ***	
Gain Bandwidth Product	f_T		90		MHz	$V_{CE}=10$ V, $I_E=-10$ mA	
Output Capacitance	C_{ob}		10		pF	$V_{CB}=10$ V, $I_E=0$, $f=1.0$ MHz	

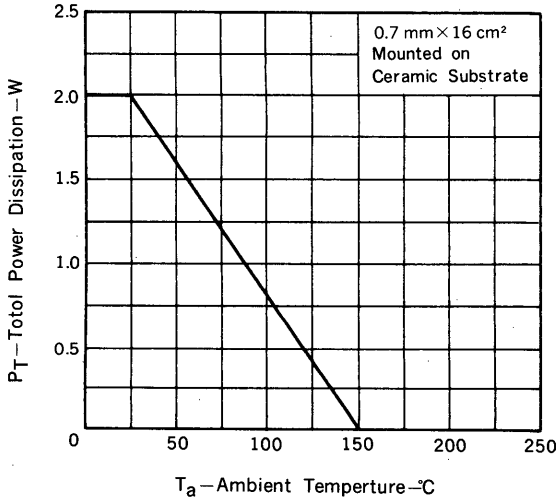
***Pulsed: PW \leq 350 μ s, duty cycle \leq 2 %

h_{FE} Classification

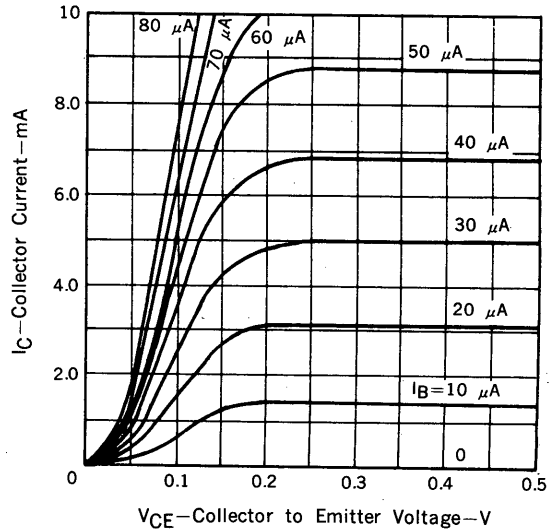
MARKING	2SD1006	HM	HL	HK
		2SD1007	HR	HQ
h_{FE}		90 - 180	135 - 270	200 - 400

TYPICAL CHARACTERISTICS ($T_a = 25^\circ\text{C}$)

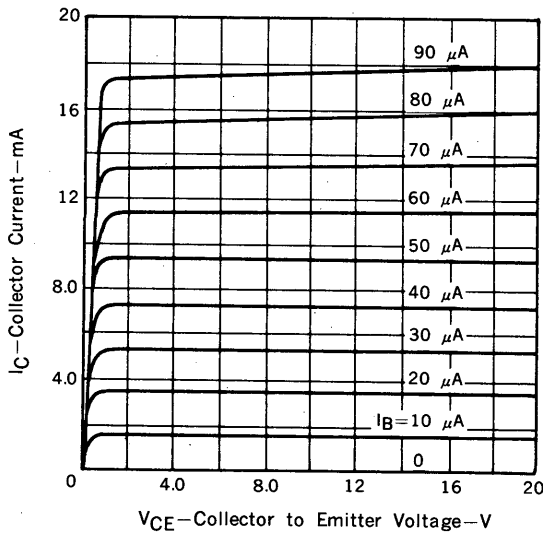
TOTAL POWER DISSIPATION vs. AMBIENT TEMPERATURE



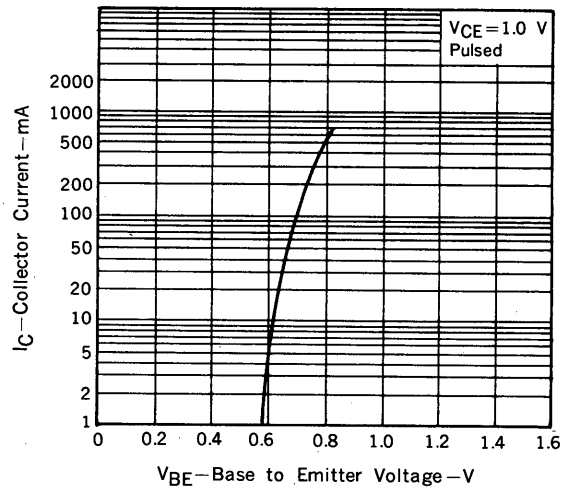
COLLECTOR CURRENT vs. COLLECTOR TO EMITTER VOLTAGE



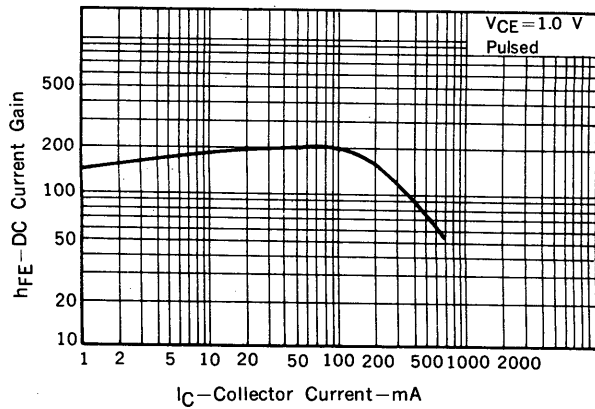
COLLECTOR CURRENT vs. COLLECTOR TO EMITTER VOLTAGE



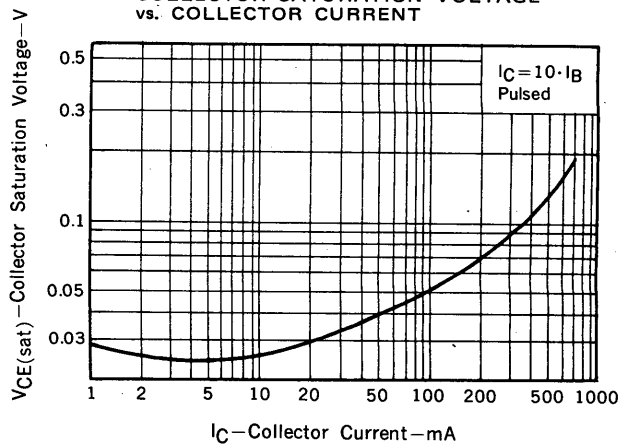
COLLECTOR CURRENT vs. BASE TO EMITTER VOLTAGE



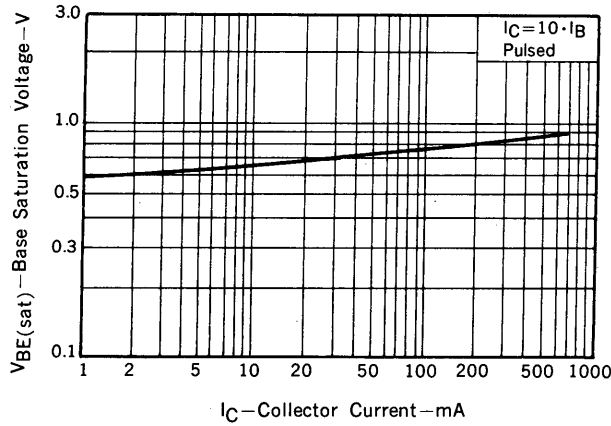
DC CURRENT GAIN vs. COLLECTOR CURRENT



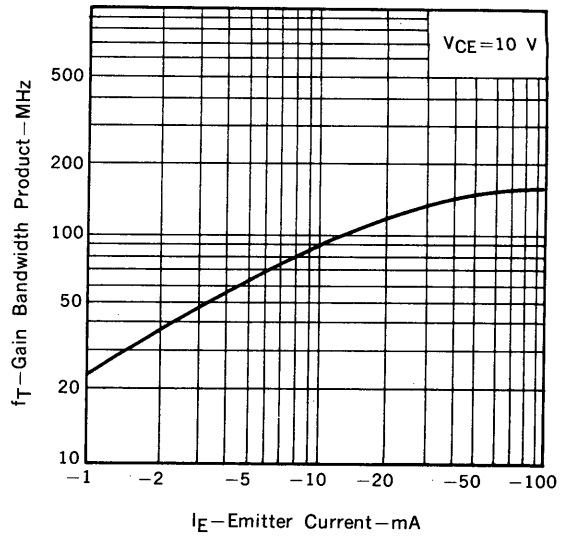
COLLECTOR SATURATION VOLTAGE vs. COLLECTOR CURRENT



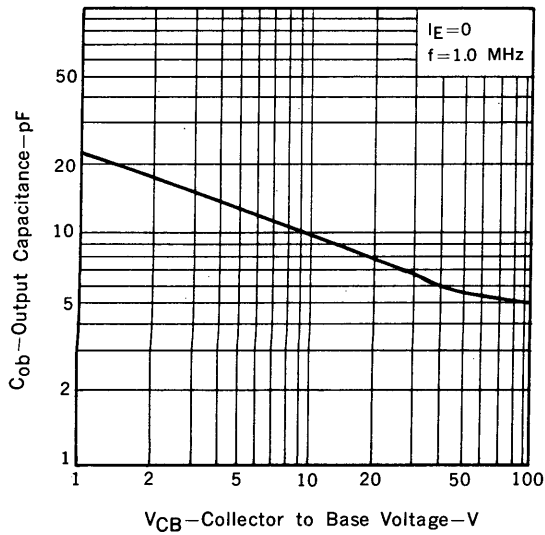
BASE SATURATION VOLTAGE vs. COLLECTOR CURRENT



GAIN BANDWIDTH PRODUCT vs. EMITTER CURRENT



OUTPUT CAPACITANCE vs. REVERSE VOLTAGE



REFERENCE

Document Name	Document No.
NEC semiconductor device reliability/quality control system.	TEI-1202
Quality grade on NEC semiconductor devices.	IEI-1209
Semiconductor device mounting technology manual.	IEI-1207
Semiconductor device package manual.	IEI-1213
Guide to quality assurance for semiconductor devices.	MEI-1202
Semiconductor selection guide.	MF-1134

[MEMO]

No part of this document may be copied or reproduced in any form or by any means without the prior written consent of NEC Corporation. NEC Corporation assumes no responsibility for any errors which may appear in this document.

NEC Corporation does not assume any liability for infringement of patents, copyrights or other intellectual property rights of third parties by or arising from use of a device described herein or any other liability arising from use of such device. No license, either express, implied or otherwise, is granted under any patents, copyrights or other intellectual property rights of NEC Corporation or others.

The devices listed in this document are not suitable for use in aerospace equipment, submarine cables, nuclear reactor control systems and life support systems. If customers intend to use NEC devices for above applications or they intend to use "Standard" quality grade NEC devices for applications not intended by NEC, please contact our sales people in advance.

Application examples recommended by NEC Corporation

Standard: Computer, Office equipment, Communication equipment, Test and Measurement equipment, Machine tools, Industrial robots, Audio and Visual equipment, Other consumer products, etc.

Special: Automotive and Transportation equipment, Traffic control systems, Antidisaster systems, Anticrime systems, etc.



LittleDiode supplies new, hard to find or obsolete electronic components and semiconductors all over the world.

With over two million different components listed you are sure to find the part you need.

Feel free to visit us today at our online store:

LittleDiode.com

Looking forward to providing you with the best possible service.