

# 2SC5812

Silicon NPN Epitaxial  
VHF/UHF wide band amplifier

## HITACHI

ADE-208-1468(Z)

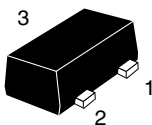
Rev.0  
Nov. 2001

### Features

- High power gain, Low noise figure at low power operation:  
 $|S_{21}|^2 = 17$  dB typ, NF = 1.0 dB typ ( $V_{CE} = 1$  V,  $I_C = 5$  mA,  $f = 900$  MHz)

### Outline

MFPAK



1. Emitter
2. Base
3. Collector

Note: Marking is "WG-".

**Absolute Maximum Ratings**

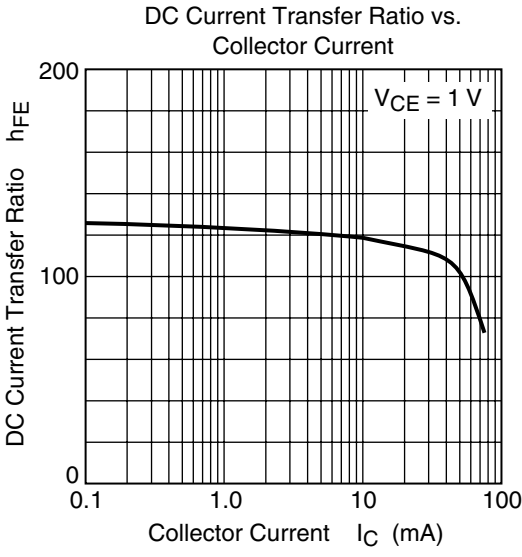
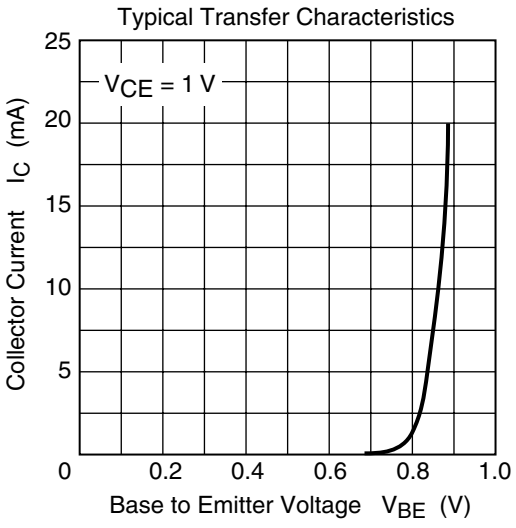
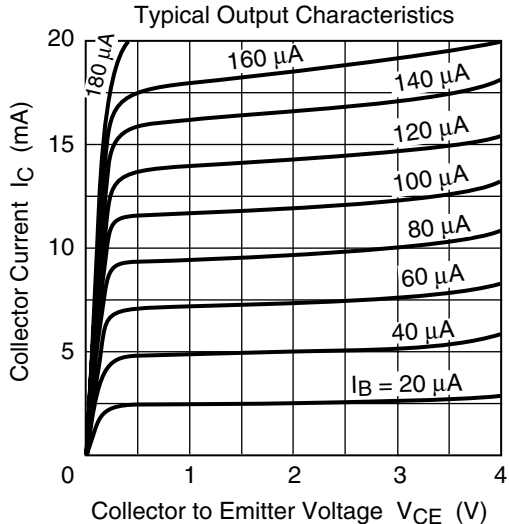
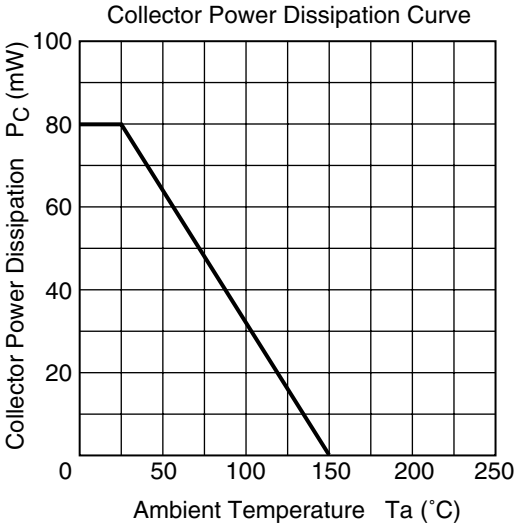
(Ta = 25°C)

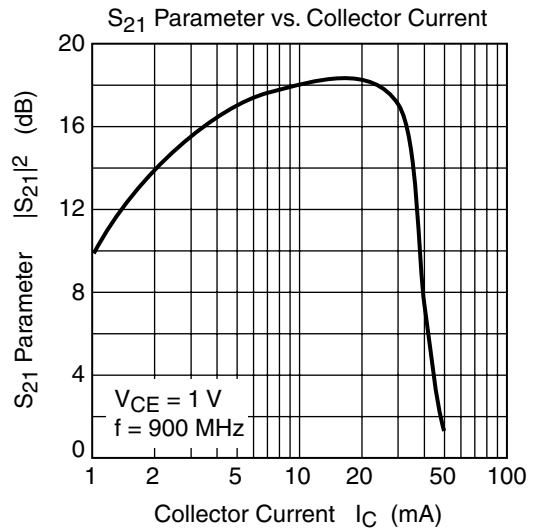
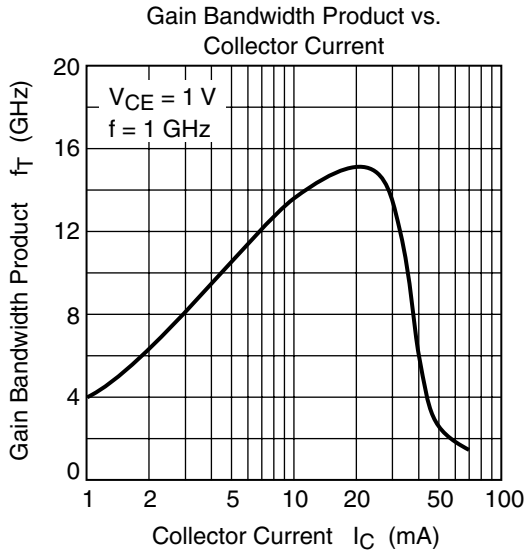
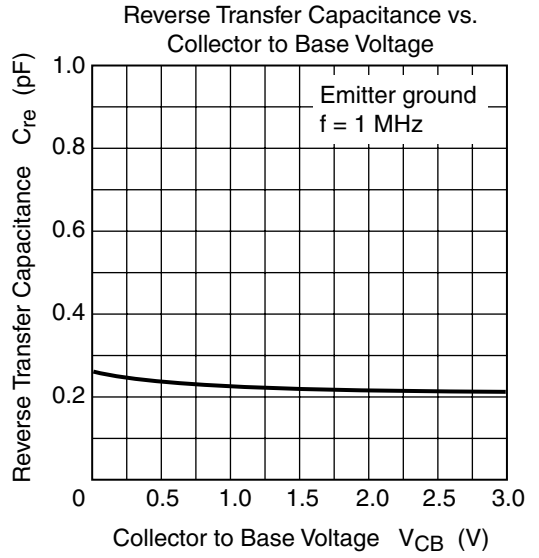
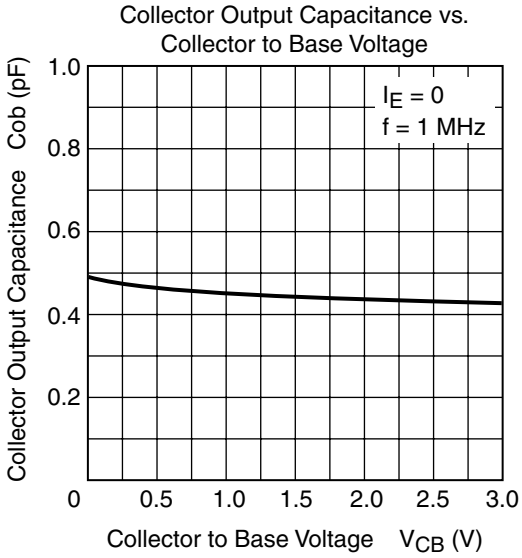
Item	Symbol	Ratings	Unit
Collector to base voltage	$V_{CBO}$	15	V
Collector to emitter voltage	$V_{CEO}$	4	V
Emitter to base voltage	$V_{EBO}$	1.5	V
Collector current	$I_C$	50	mA
Collector power dissipation	$P_C$	80	mW
Junction temperature	$T_j$	150	°C
Storage temperature	$T_{stg}$	-55 to +150	°C

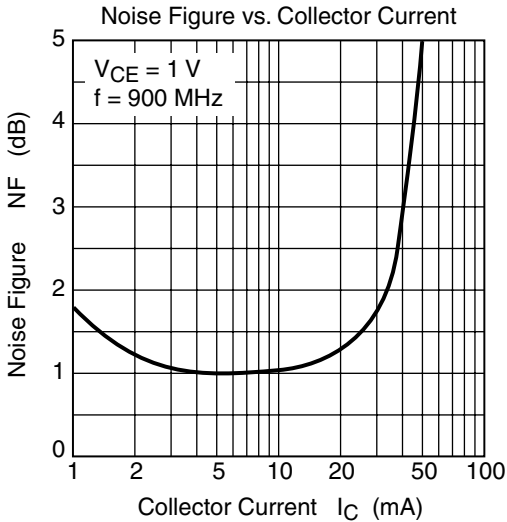
**Electrical Characteristics**

(Ta = 25°C)

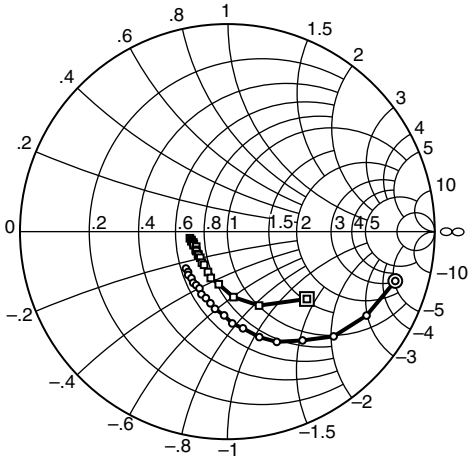
Item	Symbol	Min	Typ	Max	Unit	Test conditions
Collector to base breakdown voltage	$V_{(BR)CBO}$	15	—	—	V	$I_C = 10 \mu A, I_E = 0$
Collector cutoff current	$I_{CBO}$	—	—	0.1	$\mu A$	$V_{CB} = 15 V, I_E = 0$
Collector cutoff current	$I_{CEO}$	—	—	1	$\mu A$	$V_{CE} = 4 V, R_{BE} = \text{Infinite}$
Emitter cutoff current	$I_{EBO}$	—	—	0.1	$\mu A$	$V_{EB} = 0.8 V, I_C = 0$
DC current transfer ratio	$h_{FE}$	100	120	150	—	$V_{CE} = 1 V, I_C = 5 mA$
Reverse transfer capacitance	$C_{re}$	—	0.2	—	pF	$V_{CE} = 1 V, \text{Emitter ground, } f = 1 \text{ MHz}$
Collector output capacitance	$C_{ob}$	—	0.4	0.7	pF	$V_{CB} = 1 V, I_E = 0, f = 1 \text{ MHz}$
Gain bandwidth product	$f_T(1)$	8	11	—	GHz	$V_{CE} = 1V, I_C = 5 mA$
Gain bandwidth product	$f_T(2)$	—	15	—	GHz	$V_{CE} = 1V, I_C = 20 mA$
Forward transmission coefficient	$ S_{21} ^2$	14	17	—	dB	$V_{CE} = 1 V, I_C = 5 mA, f = 900 \text{ MHz}$
Noise figure	NF	—	1.0	1.7	dB	$V_{CE} = 1 V, I_C = 5 mA, f = 900 \text{ MHz, } \Gamma_S = \Gamma_L = 50 \Omega$





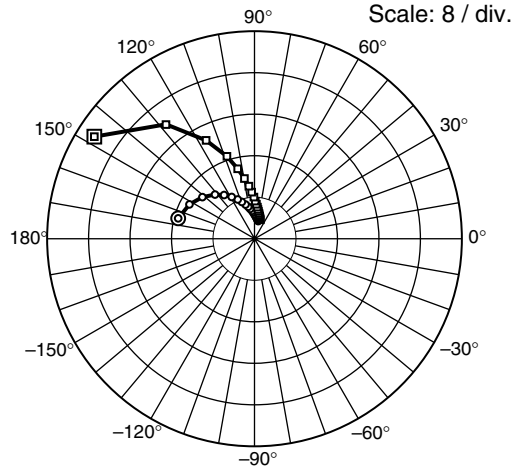


S<sub>11</sub> Parameter vs. Frequency



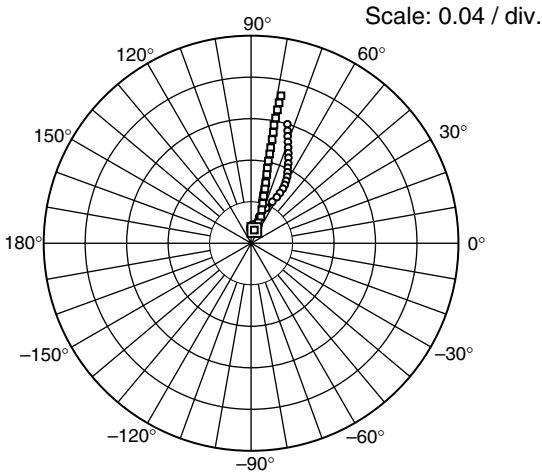
Test conditions:  $V_{CE} = 1\text{ V}$ ,  $Z_O = 50\ \Omega$   
 100 to 2000 MHz (100 MHz step)  
 ○—○ ( $I_C = 5\text{ mA}$ )  
 □—□ ( $I_C = 20\text{ mA}$ )

S<sub>21</sub> Parameter vs. Frequency



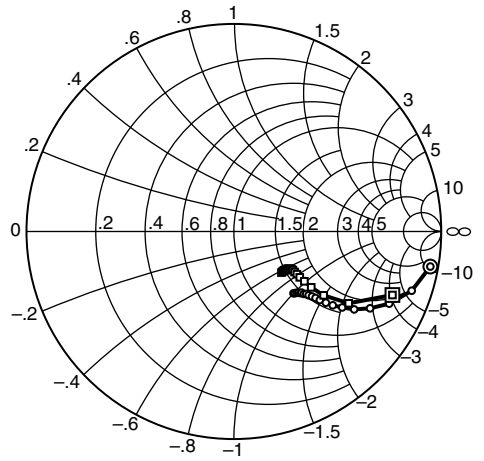
Test conditions:  $V_{CE} = 1\text{ V}$ ,  $Z_O = 50\ \Omega$   
 100 to 2000 MHz (100 MHz step)  
 ○—○ ( $I_C = 5\text{ mA}$ )  
 □—□ ( $I_C = 20\text{ mA}$ )

S<sub>12</sub> Parameter vs. Frequency



Test conditions:  $V_{CE} = 1\text{ V}$ ,  $Z_O = 50\ \Omega$   
 100 to 2000 MHz (100 MHz step)  
 ○—○ ( $I_C = 5\text{ mA}$ )  
 □—□ ( $I_C = 20\text{ mA}$ )

S<sub>22</sub> Parameter vs. Frequency



Test conditions:  $V_{CE} = 1\text{ V}$ ,  $Z_O = 50\ \Omega$   
 100 to 2000 MHz (100 MHz step)  
 ○—○ ( $I_C = 5\text{ mA}$ )  
 □—□ ( $I_C = 20\text{ mA}$ )

## S Parameter

 $(V_{CE} = 1 \text{ V}, I_C = 5 \text{ mA}, Z_o = 50 \Omega)$ 

f (MHz)	S11		S21		S12		S22	
	MAG	ANG	MAG	ANG	MAG	ANG	MAG	ANG
100	0.842	-16.3	15.23	164.9	0.015	80.2	0.963	-10.1
200	0.783	-31.7	14.17	152.2	0.027	72.9	0.904	-18.4
300	0.719	-44.6	12.84	141.4	0.037	66.8	0.826	-24.9
400	0.637	-55.4	11.41	131.8	0.045	62.9	0.754	-29.4
500	0.582	-65.9	10.25	124.8	0.051	60.8	0.691	-32.9
600	0.531	-73.2	9.16	118.6	0.056	60.1	0.638	-35.0
700	0.472	-80.9	8.22	113.1	0.061	59.7	0.595	-36.7
800	0.443	-87.0	7.49	108.9	0.065	60.0	0.561	-37.7
900	0.404	-92.3	6.80	104.6	0.069	60.7	0.530	-38.5
1000	0.377	-99.2	6.26	101.0	0.073	61.5	0.508	-39.1
1100	0.355	-103.4	5.80	98.1	0.077	62.8	0.490	-39.7
1200	0.337	-108.0	5.38	94.8	0.081	64.1	0.474	-40.4
1300	0.327	-112.6	5.04	92.4	0.085	65.0	0.461	-40.8
1400	0.305	-116.3	4.71	90.1	0.090	66.4	0.452	-41.7
1500	0.299	-120.3	4.45	87.7	0.094	67.5	0.440	-42.0
1600	0.297	-123.8	4.20	86.0	0.099	68.5	0.437	-42.8
1700	0.284	-127.7	3.98	83.6	0.104	70.0	0.428	-43.4
1800	0.282	-132.2	3.80	81.7	0.109	71.1	0.423	-44.3
1900	0.272	-134.3	3.62	79.8	0.114	72.0	0.418	-45.3
2000	0.268	-138.4	3.47	77.9	0.120	73.0	0.414	-46.0

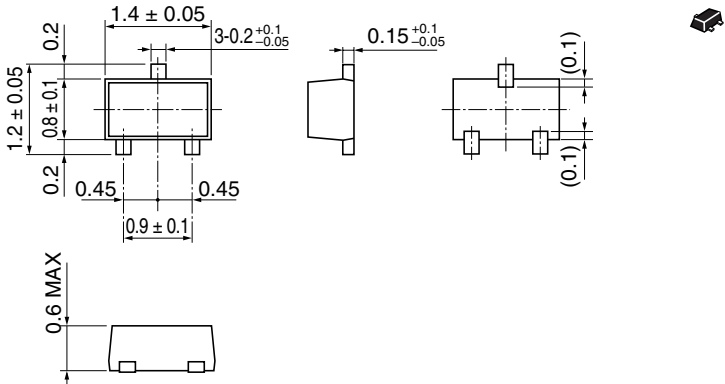
# 2SC5812

( $V_{CE} = 1\text{ V}$ ,  $I_C = 20\text{ mA}$ ,  $Z_o = 50\ \Omega$ )

f (MHz)	S11		S21		S12		S22	
	MAG	ANG	MAG	ANG	MAG	ANG	MAG	ANG
100	0.502	-40.3	36.64	147.5	0.013	76.3	0.824	-21.8
200	0.388	-66.7	27.85	127.8	0.021	70.3	0.653	-32.0
300	0.317	-84.6	21.13	116.2	0.027	69.3	0.531	-35.4
400	0.257	-99.2	16.75	108.5	0.034	72.2	0.460	-35.8
500	0.237	-109.6	13.87	103.5	0.040	73.6	0.416	-35.2
600	0.216	-115.5	11.77	99.5	0.047	75.0	0.387	-34.8
700	0.195	-125.0	10.19	96.1	0.054	75.6	0.367	-34.1
800	0.193	-129.2	9.00	93.5	0.060	76.3	0.352	-33.7
900	0.181	-135.9	8.03	90.8	0.068	77.1	0.340	-33.2
1000	0.179	-141.0	7.26	88.8	0.074	77.7	0.333	-33.3
1100	0.178	-142.4	6.66	86.8	0.081	78.1	0.326	-33.7
1200	0.176	-147.8	6.12	84.7	0.088	78.2	0.321	-34.0
1300	0.176	-150.0	5.68	83.2	0.094	78.4	0.317	-34.5
1400	0.166	-154.2	5.32	81.7	0.102	78.5	0.314	-35.1
1500	0.175	-158.0	4.97	80.0	0.109	78.6	0.311	-36.0
1600	0.172	-159.7	4.70	78.7	0.116	79.0	0.309	-36.8
1700	0.172	-162.4	4.43	77.0	0.123	78.9	0.307	-37.6
1800	0.179	-164.9	4.21	75.7	0.131	78.8	0.305	-38.6
1900	0.177	-166.8	4.01	74.3	0.138	78.7	0.304	-39.7
2000	0.183	-169.9	3.83	72.8	0.145	78.5	0.303	-40.8

Package Dimensions

As of July, 2001  
Unit: mm



Hitachi Code	MFPAK
JEDEC	—
JEITA	—
Mass (reference value)	0.0016 g

**Disclaimer**

1. Hitachi neither warrants nor grants licenses of any rights of Hitachi's or any third party's patent, copyright, trademark, or other intellectual property rights for information contained in this document. Hitachi bears no responsibility for problems that may arise with third party's rights, including intellectual property rights, in connection with use of the information contained in this document.
2. Products and product specifications may be subject to change without notice. Confirm that you have received the latest product standards or specifications before final design, purchase or use.
3. Hitachi makes every attempt to ensure that its products are of high quality and reliability. However, contact Hitachi's sales office before using the product in an application that demands especially high quality and reliability or where its failure or malfunction may directly threaten human life or cause risk of bodily injury, such as aerospace, aeronautics, nuclear power, combustion control, transportation, traffic, safety equipment or medical equipment for life support.
4. Design your application so that the product is used within the ranges guaranteed by Hitachi particularly for maximum rating, operating supply voltage range, heat radiation characteristics, installation conditions and other characteristics. Hitachi bears no responsibility for failure or damage when used beyond the guaranteed ranges. Even within the guaranteed ranges, consider normally foreseeable failure rates or failure modes in semiconductor devices and employ systemic measures such as fail-safes, so that the equipment incorporating Hitachi product does not cause bodily injury, fire or other consequential damage due to operation of the Hitachi product.
5. This product is not designed to be radiation resistant.
6. No one is permitted to reproduce or duplicate, in any form, the whole or part of this document without written approval from Hitachi.
7. Contact Hitachi's sales office for any questions regarding this document or Hitachi semiconductor products.

**Sales Offices****HITACHI****Hitachi, Ltd.**

Semiconductor & Integrated Circuits  
 Nippon Bldg., 2-6-2, Ohte-machi, Chiyoda-ku, Tokyo 100-0004, Japan  
 Tel: (03) 3270-2111 Fax: (03) 3270-5109

URL <http://www.hitachisemiconductor.com/>

**For further information write to:**

Hitachi Semiconductor (America) Inc.  
 179 East Tasman Drive  
 San Jose, CA 95134  
 Tel: <1> (408) 433-1990  
 Fax: <1> (408) 433-0223

Hitachi Europe Ltd.  
 Electronic Components Group  
 Whitebrook Park  
 Lower Cookham Road  
 Maidenhead  
 Berkshire SL6 8YA, United Kingdom  
 Tel: <44> (1628) 585000  
 Fax: <44> (1628) 585200

Hitachi Asia Ltd.  
 Hitachi Tower  
 16 Collyer Quay #20-00  
 Singapore 049318  
 Tel: <65>-538-6533/538-8577  
 Fax: <65>-538-6933/538-3877  
 URL: <http://semiconductor.hitachi.com.sg>

Hitachi Asia (Hong Kong) Ltd.  
 Group III (Electronic Components)  
 7/F., North Tower  
 World Finance Centre,  
 Harbour City, Canton Road  
 Tsim Sha Tsui, Kowloon Hong Kong  
 Tel: <852>-(2)-735-9218  
 Fax: <852>-(2)-730-0281  
 URL: <http://semiconductor.hitachi.com.hk>

Hitachi Europe GmbH  
 Electronic Components Group  
 Dornacher Straße 3  
 D-85622 Feldkirchen  
 Postfach 201, D-85619 Feldkirchen  
 Germany  
 Tel: <49> (89) 9 9180-0  
 Fax: <49> (89) 9 29 30 00

Hitachi Asia Ltd.  
 (Taipei Branch Office)  
 4/F, No. 167, Tun Hwa North Road  
 Hung-Kuo Building  
 Taipei (105), Taiwan  
 Tel: <886>-(2)-2718-3666  
 Fax: <886>-(2)-2718-8180  
 Telex: 23222 HAS-TP  
 URL: <http://www.hitachi.com.tw>

Copyright © Hitachi, Ltd., 2001. All rights reserved. Printed in Japan.

Colophon 5.0



LittleDiode supplies new, hard to find or obsolete electronic components and semiconductors all over the world.

With over two million different components listed you are sure to find the part you need.

Feel free to visit us today at our online store:

[LittleDiode.com](http://LittleDiode.com)

Looking forward to providing you with the best possible service.