

2SC5759

Silicon NPN Epitaxial
UHF / VHF wide band amplifier

HITACHI

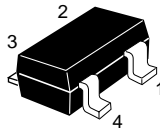
ADE-208-1389 (Z)
Preliminary 1st. Edition
Mar. 2001

Features

- High gain bandwidth product
 $f_T = 10.6$ GHz typ.
- High power gain and low noise figure ;
PG = 11.5B typ. , NF = 1.1 dB typ. at $f = 900$ MHz
- Very low distortion
Output IP3 (800 MHz) = 36 dBm typ.

Outline

CMPAK-4



1. Collector
2. Collector
3. Base
4. Emitter

Note: Marking is "WN-".

This data sheet contains tentative specification for new product development. It may partially be subject to change without notice.

Absolute Maximum Ratings (Ta = 25°C)

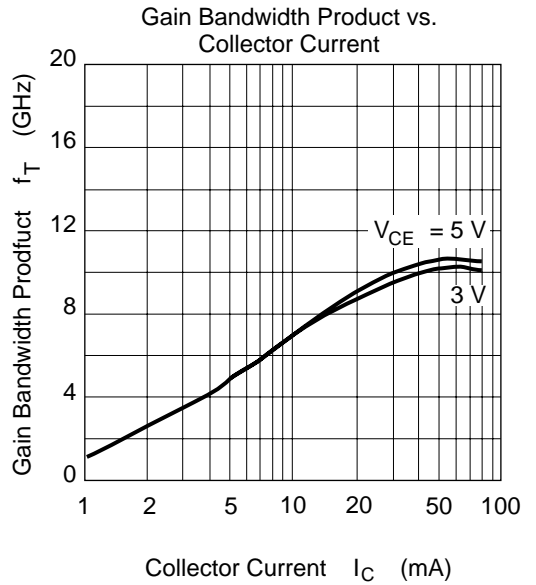
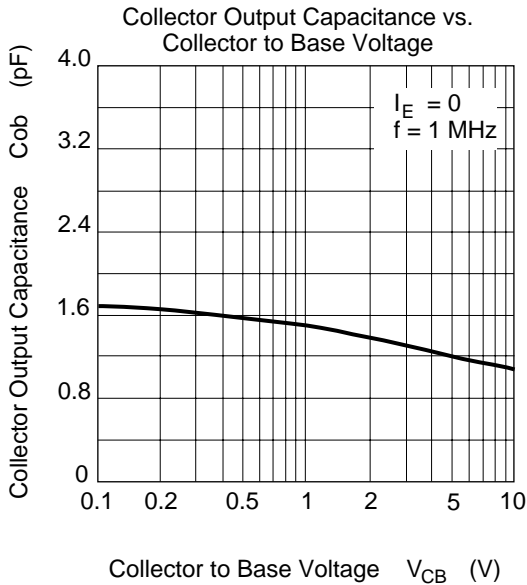
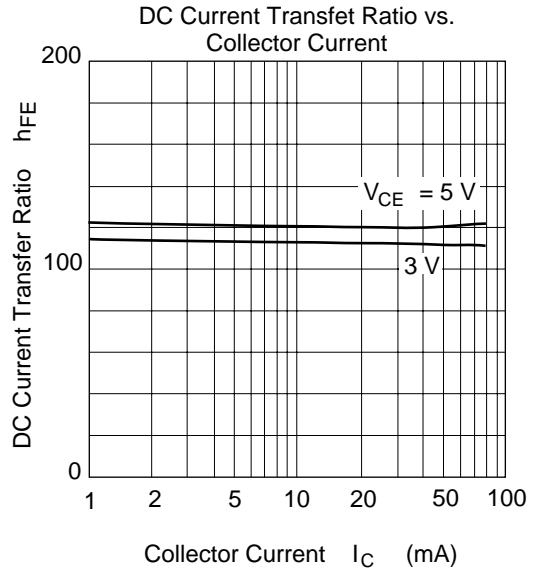
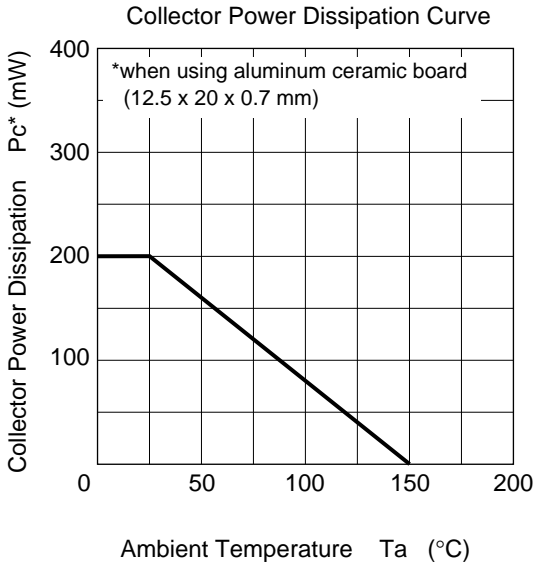
Item	Symbol	Ratings	Unit
Collector to base voltage	V _{CBO}	15	V
Collector to emitter voltage	V _{CEO}	6	V
Emitter to base voltage	V _{EBO}	1.5	V
Collector current	I _C	80	mA
Collector power dissipation	P _c	200*	mW
Junction temperature	T _j	150	°C
Storage temperature	T _{stg}	-55 to +150	°C

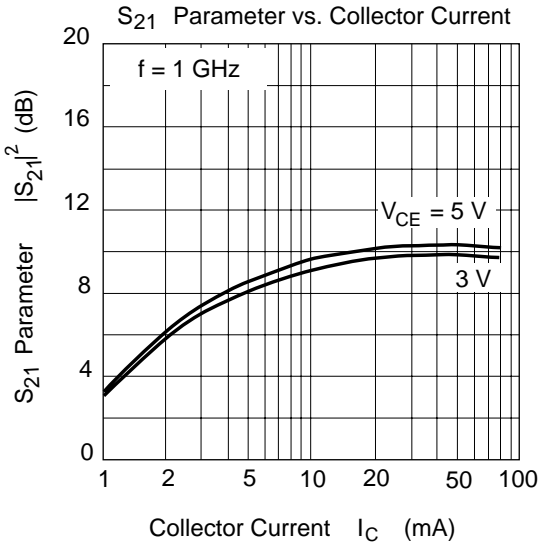
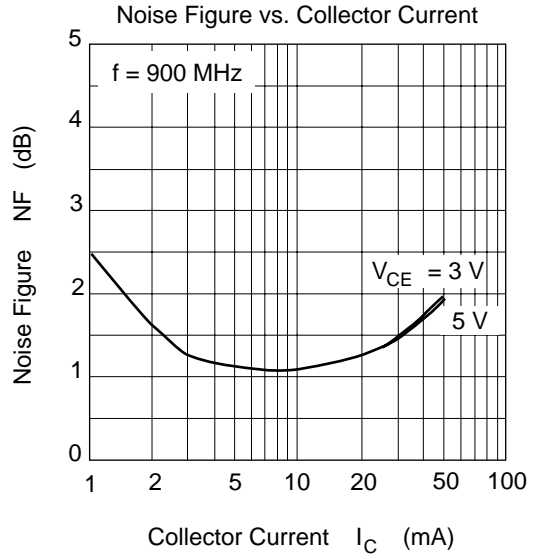
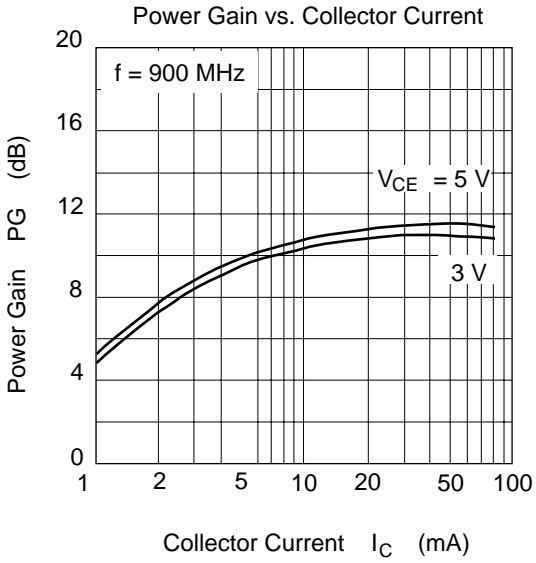
* When using aluminium ceramic board (12.5 x 20 x 0.7 mm)

Electrical Characteristics (Ta = 25°C)

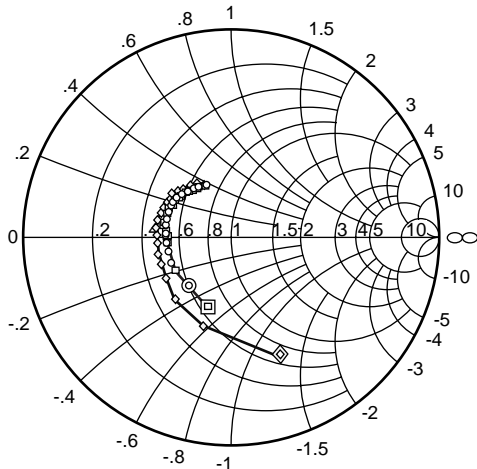
Item	Symbol	Min	Typ	Max	Unit	Test Conditions
Collector to base breakdown voltage	V _{(BR)CBO}	15	—	—	V	I _C = 10 μA, I _E = 0
Collector cutoff current	I _{CBO}	—	—	1	μA	V _{CB} = 12 V, I _E = 0
Collector cutoff current	I _{CEO}	—	—	1	mA	V _{CE} = 6 V, R _{BE} = ∞
Emitter cutoff current	I _{EBO}	—	—	10	μA	V _{EB} = 1.5 V, I _C = 0
DC current transfer ratio	h _{FE}	80	120	160	V	V _{CE} = 5 V, I _C = 50 mA
Collector output capacitance	C _{ob}	—	1.2	2.2	pF	V _{CB} = 5 V, I _E = 0 f = 1 MHz
Gain bandwidth product	f _T	8	10.6	—	GHz	V _{CE} = 5 V, I _C = 50 mA f = 1 GHz
Power gain	PG	7	11.5	—	dB	V _{CE} = 5 V, I _C = 50 mA f = 900 MHz
Noise figure	NF	—	1.1	1.9	dB	V _{CE} = 5 V, I _C = 5 mA f = 900 MHz
S ₂₁ parameter	S ₂₁ ²	—	10.3	—	dB	V _{CE} = 5 V, I _C = 50 mA f = 1 GHz
Output IP3	OIP3	—	36	—	dBm	V _{CE} = 5 V, I _C = 50 mA f = 800 MHz

Main Characteristics



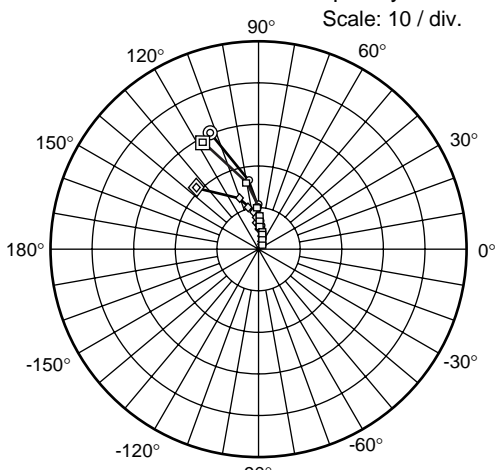


S11 Parameter vs. Frequency



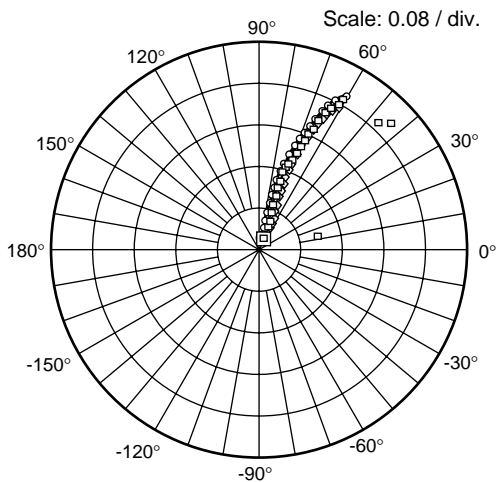
Condition : $V_{CE} = 3\text{ V}$, $Z_o = 50\ \Omega$
 100 to 2000 MHz (100 MHz Step)
 ○ — ○ : IC = 50 mA
 □ — □ : IC = 30 mA
 ◇ — ◇ : IC = 10 mA

S21 Parameter vs. Frequency



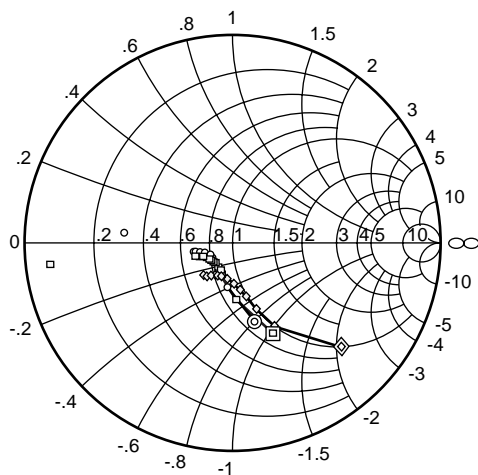
Condition : $V_{CE} = 3\text{ V}$, $Z_o = 50\ \Omega$
 100 to 2000 MHz (100 MHz Step)
 ○ — ○ : IC = 50 mA
 □ — □ : IC = 30 mA
 ◇ — ◇ : IC = 10 mA

S12 Parameter vs. Frequency



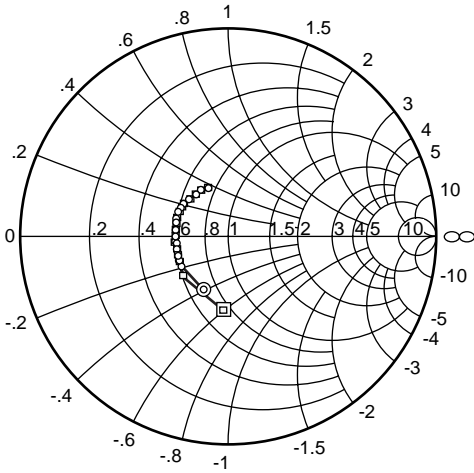
Condition : $V_{CE} = 3\text{ V}$, $Z_o = 50\ \Omega$
 100 to 2000 MHz (100 MHz Step)
 ○ — ○ : IC = 50 mA
 □ — □ : IC = 30 mA
 ◇ — ◇ : IC = 10 mA

S22 Parameter vs. Frequency



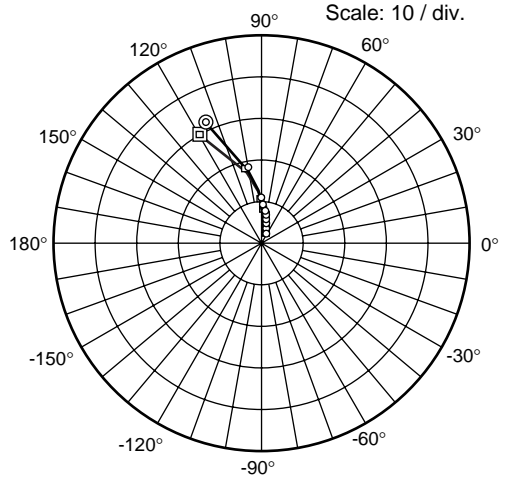
Condition : $V_{CE} = 3\text{ V}$, $Z_o = 50\ \Omega$
 100 to 2000 MHz (100 MHz Step)
 ○ — ○ : IC = 50 mA
 □ — □ : IC = 30 mA
 ◇ — ◇ : IC = 10 mA

S11 Parameter vs. Frequency



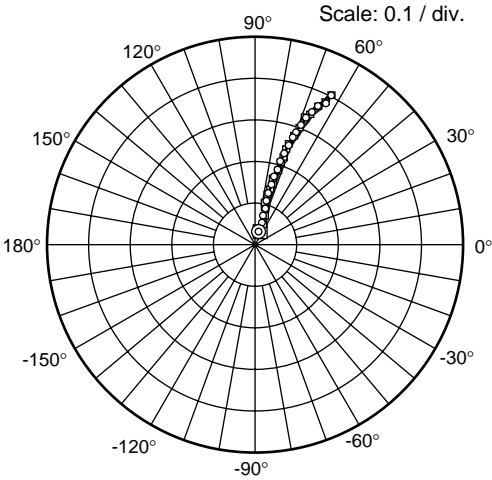
Condition : $V_{CE} = 5\text{ V}$, $Z_o = 50\ \Omega$
 100 to 2000 MHz (100 MHz Step)
 ○ — ○ : IC = 50 mA
 □ — □ : IC = 30 mA

S21 Parameter vs. Frequency



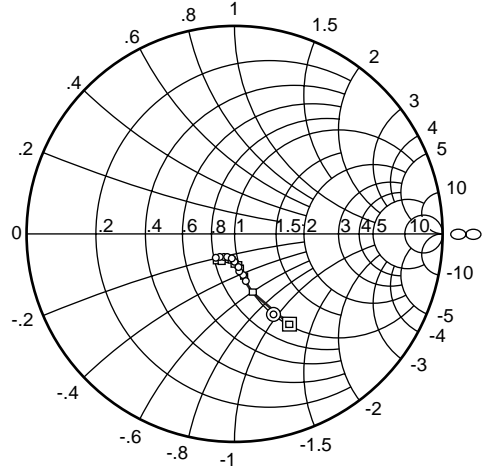
Condition : $V_{CE} = 5\text{ V}$, $Z_o = 50\ \Omega$
 100 to 2000 MHz (100 MHz Step)
 ○ — ○ : IC = 50 mA
 □ — □ : IC = 30 mA

S12 Parameter vs. Frequency



Condition : $V_{CE} = 5\text{ V}$, $Z_o = 50\ \Omega$
 100 to 2000 MHz (100 MHz Step)
 ○ — ○ : IC = 50 mA
 □ — □ : IC = 30 mA

S22 Parameter vs. Frequency



Condition : $V_{CE} = 5\text{ V}$, $Z_o = 50\ \Omega$
 100 to 2000 MHz (100 MHz Step)
 ○ — ○ : IC = 50 mA
 □ — □ : IC = 30 mA

Sparameter ($V_{CE} = 3V$, $I_C = 10 \text{ mA}$, $Z_o = 50 \Omega$)

f (MHz)	S11		S21		S12		S22	
	MAG	ANG	MAG	ANG	MAG	ANG	MAG	ANG
100	0.598953	-67.2683	20.92746	134.7901	0.039212	63.46611	0.719763	-43.3095
200	0.449769	-108.857	13.05294	112.4581	0.058681	58.49998	0.458795	-63.3063
300	0.388073	-132.646	8.987253	101.2855	0.075599	60.50255	0.330162	-72.4292
400	0.356355	-149.324	6.828566	94.61819	0.092309	63.10033	0.265712	-77.6853
500	0.348875	-161.568	5.498522	89.24696	0.109448	65.2607	0.228792	-81.4373
600	0.340977	-170.581	4.604677	85.10618	0.127493	66.40792	0.205705	-84.9379
700	0.342148	-177.833	3.974175	81.58567	0.145746	67.21887	0.191576	-88.067
800	0.33248	175.9498	3.500114	78.02541	0.164155	67.89103	0.182352	-91.1939
900	0.334331	169.7497	3.11258	74.99636	0.183985	67.58355	0.177252	-94.4435
1000	0.330628	165.1672	2.820245	72.26931	0.201166	67.91171	0.173922	-96.8831
1100	0.327731	159.5991	2.584965	69.77995	0.221741	67.41957	0.174419	-99.1591
1200	0.32824	156.1327	2.394378	66.9368	0.237924	67.01805	0.175074	-102.059
1300	0.323009	151.3053	2.235558	64.80204	0.260564	66.88975	0.17803	-104.603
1400	0.327822	145.9897	2.088352	62.49431	0.277632	65.52528	0.180789	-107.237
1500	0.322151	143.2707	1.9734	60.14742	0.29472	65.81161	0.183993	-109.557
1600	0.319738	137.253	1.864493	58.29125	0.316599	63.86349	0.189455	-111.969
1700	0.323893	135.0458	1.768547	56.31213	0.329909	63.77271	0.192733	-114.077
1800	0.313012	130.7687	1.692055	54.13005	0.35645	63.28138	0.198951	-116.009
1900	0.314083	127.2073	1.619106	52.49423	0.367684	61.18535	0.202498	-118.969
2000	0.30788	123.7846	1.559941	50.96312	0.393103	61.76477	0.209282	-120.291

Sparameter ($V_{CE} = 3V$, $I_C = 30\text{ mA}$, $Z_o = 50\ \Omega$)

f (MHz)	S11		S21		S12		S22	
	MAG	ANG	MAG	ANG	MAG	ANG	MAG	ANG
100	0.359231	-108.561	28.86756	117.4007	0.027653	66.54531	0.478909	-65.4568
200	0.315388	-146.251	15.25267	100.9862	0.047239	71.05222	0.267151	-85.3741
300	0.304156	-162.6	10.08288	93.68728	0.068526	74.04803	0.191803	-95.895
400	0.300526	-174.017	7.542839	89.14133	0.08998	74.6652	0.15921	-103.256
500	0.302516	177.5775	6.023624	85.33413	0.111099	75.05667	0.142393	-109.009
600	0.301428	171.7108	5.030207	81.99574	0.132665	74.89602	0.133925	-114.062
700	0.302757	166.6837	4.312375	79.01769	0.154095	73.90613	0.129926	-118.281
800	0.298831	161.2968	3.791308	76.41924	0.17525	73.59343	0.128127	-121.621
900	0.30327	156.2363	3.3637	73.82754	0.197386	72.11131	0.128473	-124.857
1000	0.296877	152.546	3.048492	71.39383	0.216536	71.49931	0.128796	-126.942
1100	0.294338	147.6174	2.792653	69.14086	0.239869	70.35476	0.131288	-128.797
1200	0.297847	144.8029	2.58095	66.92132	0.257675	69.11534	0.135362	-130.761
1300	0.290491	141.4854	2.415847	65.03156	0.282017	68.2458	0.13954	-132.324
1400	0.285987	136.5209	2.251857	62.99602	0.298985	66.4113	0.143959	-134.445
1500	0.285668	133.2577	2.121921	61.01823	0.317593	66.06546	0.147511	-135.948
1600	0.28952	129.3946	2.00549	59.10592	0.339989	63.80411	0.15306	-137.276
1700	0.289058	126.8596	1.901102	57.2283	0.353944	63.45042	0.156247	-138.751
1800	0.276366	122.635	1.820812	55.43738	0.380628	62.56796	0.161772	-139.638
1900	0.279275	119.5554	1.738412	53.98105	0.390934	60.15776	0.165972	-141.606
2000	0.27422	116.508	1.673569	52.18349	0.416956	60.34276	0.171575	-141.755

Sparameter ($V_{CE} = 3V$, $I_C = 50 \text{ mA}$, $Z_o = 50 \Omega$)

f (MHz)	S11		S21		S12		S22	
	MAG	ANG	MAG	ANG	MAG	ANG	MAG	ANG
100	0.30578	-130.338	30.47948	112.1628	0.024997	70.70717	0.396577	-73.9423
200	0.301596	-158.898	15.55864	98.07695	0.045769	75.63829	0.219336	-94.8247
300	0.29477	-170.772	10.21329	91.92603	0.068518	77.18159	0.162953	-106.377
400	0.295209	179.0227	7.620648	87.65349	0.090742	77.64937	0.139738	-115.16
500	0.30235	172.1684	6.085737	84.25556	0.112614	77.15289	0.128805	-121.16
600	0.299513	167.2651	5.076454	81.17507	0.13495	76.63391	0.124214	-125.862
700	0.305759	162.7894	4.356069	78.41549	0.156917	75.28605	0.12291	-129.903
800	0.301849	158.8704	3.822645	76.12218	0.178985	74.56688	0.123402	-133.043
900	0.302874	153.4117	3.400883	73.57437	0.201763	72.81619	0.125205	-135.757
1000	0.300956	150.0058	3.074232	71.05568	0.221428	72.36415	0.126461	-137.863
1100	0.296478	145.5456	2.812228	68.96803	0.244918	71.06102	0.129763	-138.837
1200	0.293811	142.9462	2.605872	66.89516	0.263254	69.8099	0.133781	-140.585
1300	0.295225	138.196	2.433414	64.91973	0.287446	68.57248	0.138231	-141.673
1400	0.291037	134.094	2.268564	62.9896	0.305017	66.55263	0.142585	-143.281
1500	0.283634	131.4221	2.141007	60.82483	0.324297	66.30193	0.146111	-144.381
1600	0.290887	126.4386	2.020216	59.00477	0.346817	63.88139	0.151454	-145.383
1700	0.288334	125.0576	1.922426	57.51582	0.360229	63.34487	0.154564	-146.733
1800	0.276435	121.8631	1.834797	55.47205	0.387345	62.37906	0.160068	-147.097
1900	0.281741	117.7072	1.761456	54.04735	0.397927	59.95753	0.163455	-148.56
2000	0.27394	114.1901	1.688011	52.38011	0.423763	60.11156	0.168173	-149.024

Sparameter ($V_{CE} = 5V$, $I_C = 30 \text{ mA}$, $Z_o = 50 \Omega$)

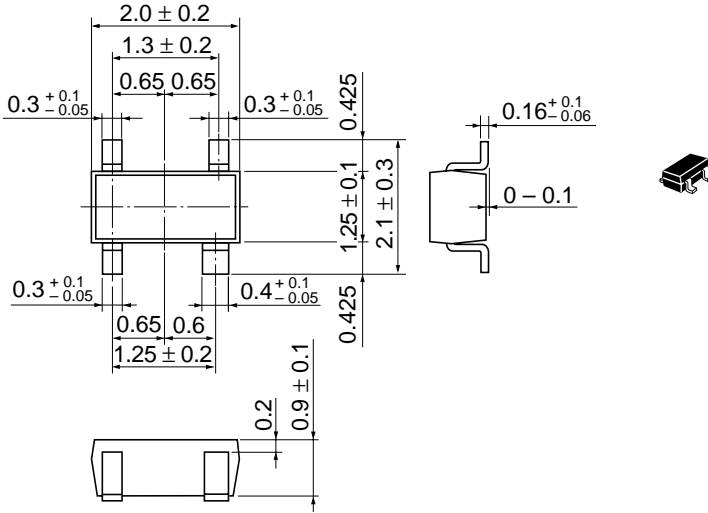
f (MHz)	S11		S21		S12		S22	
	MAG	ANG	MAG	ANG	MAG	ANG	MAG	ANG
100	0.35261	-97.797	30.1558	119.4705	0.026211	67.56679	0.50466	-57.1508
200	0.284026	-137.005	16.15995	102.3153	0.044514	71.48276	0.28511	-71.5641
300	0.264329	-156.652	10.70127	94.81076	0.06455	74.27343	0.203018	-77.1744
400	0.260622	-169.949	8.026367	89.98606	0.084597	75.2212	0.165988	-80.6117
500	0.260912	-178.593	6.418046	86.21579	0.104522	75.69292	0.146109	-83.56
600	0.259799	174.4016	5.362778	82.9316	0.125266	75.53591	0.135196	-86.8135
700	0.262359	168.86	4.603929	80.06665	0.145513	74.85186	0.128938	-89.7288
800	0.260092	162.9529	4.034037	77.60057	0.165743	74.54804	0.125989	-92.6482
900	0.259462	159.6904	3.593629	74.82135	0.187002	73.30099	0.125922	-95.8456
1000	0.257411	154.0554	3.241017	72.43858	0.205252	72.93235	0.125284	-98.718
1100	0.257056	149.2637	2.964427	70.27048	0.227226	71.57358	0.128706	-100.689
1200	0.25457	145.5193	2.747441	68.27233	0.243996	70.62059	0.130872	-103.708
1300	0.253065	141.7591	2.556911	66.36358	0.267317	69.82521	0.135485	-106.051
1400	0.248145	136.0751	2.386639	64.22393	0.284728	67.97394	0.139611	-108.876
1500	0.252811	134.4743	2.256663	62.06816	0.302113	68.06532	0.143449	-111.062
1600	0.250609	129.9291	2.124319	60.37457	0.324516	65.6789	0.14922	-113.245
1700	0.24973	127.2855	2.009943	58.56598	0.337768	65.34525	0.153483	-115.438
1800	0.244338	121.6419	1.922925	56.97171	0.364939	64.61247	0.159803	-116.963
1900	0.246673	119.0956	1.835373	55.08806	0.374859	62.29382	0.163968	-119.448
2000	0.23931	115.5349	1.764527	53.69533	0.399835	62.61938	0.170396	-120.448

Sparameter ($V_{CE} = 5V$, $I_C = 50 \text{ mA}$, $Z_o = 50 \Omega$)

f (MHz)	S11		S21		S12		S22	
	MAG	ANG	MAG	ANG	MAG	ANG	MAG	ANG
100	0.291758	-115.597	31.98084	114.5201	0.024191	70.60357	0.425493	-63.3881
200	0.262506	-150.118	16.53687	99.44897	0.04295	74.98991	0.232621	-76.9533
300	0.25264	-166.485	10.89096	92.90653	0.064176	77.17974	0.167481	-82.864
400	0.249821	-176.107	8.132018	88.5446	0.085356	77.60479	0.138502	-86.8928
500	0.254165	175.0164	6.495179	85.12476	0.10605	77.60152	0.123129	-90.3532
600	0.256297	169.3437	5.413083	82.03326	0.127348	77.04694	0.115926	-93.817
700	0.255695	164.005	4.640691	79.45089	0.147866	76.10572	0.112281	-97.5277
800	0.251251	159.448	4.077449	76.77794	0.168499	75.58247	0.111355	-100.599
900	0.251896	154.6364	3.62249	74.32644	0.190533	73.82486	0.112178	-104.146
1000	0.253678	150.7514	3.270479	72.24742	0.209036	73.43816	0.112983	-106.791
1100	0.253604	146.3047	2.986835	70.10613	0.231346	72.07415	0.116835	-108.399
1200	0.255931	143.0495	2.770664	67.9089	0.248816	70.87114	0.12054	-111.202
1300	0.249083	138.7155	2.582541	65.95254	0.272736	70.05552	0.125567	-113.093
1400	0.251106	133.7603	2.405897	64.19683	0.289699	68.14367	0.130005	-115.769
1500	0.244701	131.4558	2.264443	62.01345	0.307831	67.81096	0.13398	-117.527
1600	0.252523	126.757	2.139887	60.27316	0.329813	65.50997	0.140568	-120.082
1700	0.251786	124.3368	2.029969	58.68525	0.343309	65.15033	0.144548	-121.79
1800	0.241853	119.8372	1.940752	56.83018	0.370002	64.14401	0.150337	-123.128
1900	0.243659	116.5939	1.852048	55.27976	0.380153	61.90951	0.155224	-125.27
2000	0.240854	113.4264	1.778118	53.57773	0.40562	62.03617	0.161501	-126.3

Package Dimensions

Unit: mm



Hitachi Code	CMPAK-4(T)
JEDEC	—
EIAJ	Conforms
Mass (reference value)	0.006 g

Cautions

1. Hitachi neither warrants nor grants licenses of any rights of Hitachi's or any third party's patent, copyright, trademark, or other intellectual property rights for information contained in this document. Hitachi bears no responsibility for problems that may arise with third party's rights, including intellectual property rights, in connection with use of the information contained in this document.
2. Products and product specifications may be subject to change without notice. Confirm that you have received the latest product standards or specifications before final design, purchase or use.
3. Hitachi makes every attempt to ensure that its products are of high quality and reliability. However, contact Hitachi's sales office before using the product in an application that demands especially high quality and reliability or where its failure or malfunction may directly threaten human life or cause risk of bodily injury, such as aerospace, aeronautics, nuclear power, combustion control, transportation, traffic, safety equipment or medical equipment for life support.
4. Design your application so that the product is used within the ranges guaranteed by Hitachi particularly for maximum rating, operating supply voltage range, heat radiation characteristics, installation conditions and other characteristics. Hitachi bears no responsibility for failure or damage when used beyond the guaranteed ranges. Even within the guaranteed ranges, consider normally foreseeable failure rates or failure modes in semiconductor devices and employ systemic measures such as fail-safes, so that the equipment incorporating Hitachi product does not cause bodily injury, fire or other consequential damage due to operation of the Hitachi product.
5. This product is not designed to be radiation resistant.
6. No one is permitted to reproduce or duplicate, in any form, the whole or part of this document without written approval from Hitachi.
7. Contact Hitachi's sales office for any questions regarding this document or Hitachi semiconductor products.

HITACHI

Hitachi, Ltd.

Semiconductor & Integrated Circuits.
Nippon Bldg., 2-6-2, Ohte-machi, Chiyoda-ku, Tokyo 100-0004, Japan
Tel: Tokyo (03) 3270-2111 Fax: (03) 3270-5109

URL	North America	:	http://semiconductor.hitachi.com/
	Europe	:	http://www.hitachi-eu.com/hel/ecg
	Asia	:	http://sicapac.hitachi-asia.com
	Japan	:	http://www.hitachi.co.jp/Sicd/indx.htm

For further information write to:

Hitachi Semiconductor
(America) Inc.
179 East Tasman Drive,
San Jose, CA 95134
Tel: <1> (408) 433-1990
Fax: <1> (408) 433-0223

Hitachi Europe Ltd.
Electronic Components Group.
Whitebrook Park
Lower Cookham Road
Maidenhead
Berkshire SL6 8YA, United Kingdom
Tel: <44> (1628) 585000
Fax: <44> (1628) 585200

Hitachi Europe GmbH
Electronic Components Group
Dornacher Straße 3
D-85622 Feldkirchen, Munich
Germany
Tel: <49> (89) 9 9180-0
Fax: <49> (89) 9 29 30 00

Hitachi Asia Ltd.
Hitachi Tower
16 Collyer Quay #20-00,
Singapore 049318
Tel: <65>-538-6533/538-8577
Fax: <65>-538-6933/538-3877
URL: <http://www.hitachi.com.sg>

Hitachi Asia Ltd.
(Taipei Branch Office)
4/F, No. 167, Tun Hwa North Road,
Hung-Kuo Building,
Taipei (105), Taiwan
Tel: <886>-(2)-2718-3666
Fax: <886>-(2)-2718-8180
Telex: 23222 HAS-TP
URL: <http://www.hitachi.com.tw>

Hitachi Asia (Hong Kong) Ltd.
Group III (Electronic Components)
7/F., North Tower,
World Finance Centre,
Harbour City, Canton Road
Tsim Sha Tsui, Kowloon,
Hong Kong
Tel: <852>-(2)-735-9218
Fax: <852>-(2)-730-0281
URL: <http://semiconductor.hitachi.com.hk>

Copyright © Hitachi, Ltd., 2001. All rights reserved. Printed in Japan.

Colophon 3.0



LittleDiode supplies new, hard to find or obsolete electronic components and semiconductors all over the world.

With over two million different components listed you are sure to find the part you need.

Feel free to visit us today at our online store:

LittleDiode.com

Looking forward to providing you with the best possible service.